

If you are reading this electronically, the Council has saved **£7.54** on printing. For more information on the Mod.gov paperless app, contact Democratic Services

Merton Council

Cabinet

14 October 2019

Supplementary agenda 1

8 Merton Playing Pitch Strategy (2019)

1 - 272

This appendix is published online only due to the size of the document attached.

Hard copies are available on request by contacting future.merton@merton.gov.uk

This page is intentionally left blank



Merton Playing Pitch Strategy

August 2019



SHAPING THE FUTURE OF SPORT



4global Consulting Terms of Reference

Estimates and forecasts contained within this report are based on the data obtained at that time and the accuracy of resultant findings and recommendations is dependent on the quality of that data.

The author(s) will not be held liable for any data provided by third party organisations as part of the Playing Pitch Strategy (PPS) delivery process. While the data and recommendations have been conscientiously reviewed through the PPS governance process throughout project delivery, it has not been possible for the author to independently review every element of data provided by third parties.

Table of Contents

1	Introduction And Scope	5
1.1	Project Scope And Objectives	5
1.2	Methodology	6
1.3	The Structure Of The Pps	8
2	Strategic Context	10
2.1	Merton	10
2.2	National Planning Policy	11
2.3	Local Planning Policy - Merton	11
2.4	Physical Activity And Participation	15
2.5	Population And Demographic Analysis.....	17
2.6	Neighbouring Borough Playing Pitch Strategies.....	20
3	Key Supply And Demand Findings	30
3.2	Football Key Findings	30
3.3	Cricket Key Findings	31
3.4	Rugby Key Findings.....	32
3.5	Hockey Key Findings	34
3.6	Artificial Grass Pitches Key Findings	36
3.7	Non-Core Pps Key Findings	38
4	Scenario Testing And Options Appraisal	42
4.2	Scenario 1: Loss Of Unsecured Sites From Supply	42
4.3	Scenario 2: Increasing The Rate Of Participation In Pitch Sports	46
4.4	Scenario 3: Adding New Facilities	50
4.5	Scenario 4: Impact Of Afc Wimbledon Returning To The Borough.....	52
5	Strategic Recommendations And Action Plan.....	57
5.2	Strategic Recommendations.....	57
5.3	Action Plan.....	64
6	Delivering The Playing Pitch Strategy	85
6.2	Keeping The Pps Relevant And Up-To-Date.....	85
6.3	Securing Additional Or Improved Pitch Provision Through Development	86
6.4	Using The Community Infrastructure Levy To Invest In Pitch Sport Provision	87
6.5	Securing Additional Or Improved Pitch Provision Through Development	89
6.6	Securing Appropriate Land Provision From New Development	90
6.7	Identifying The Appropriate Provision For Contribution.....	90
6.8	Calculating Contributions	90
7	Glossary Of Terms	93
7.2	Acronyms	93
7.3	Phrases	94
	Appendix A: Sport Specific Needs Assessment.....	98

Section 1: Introduction and scope

1 Introduction and scope

1.1 Project scope and objectives

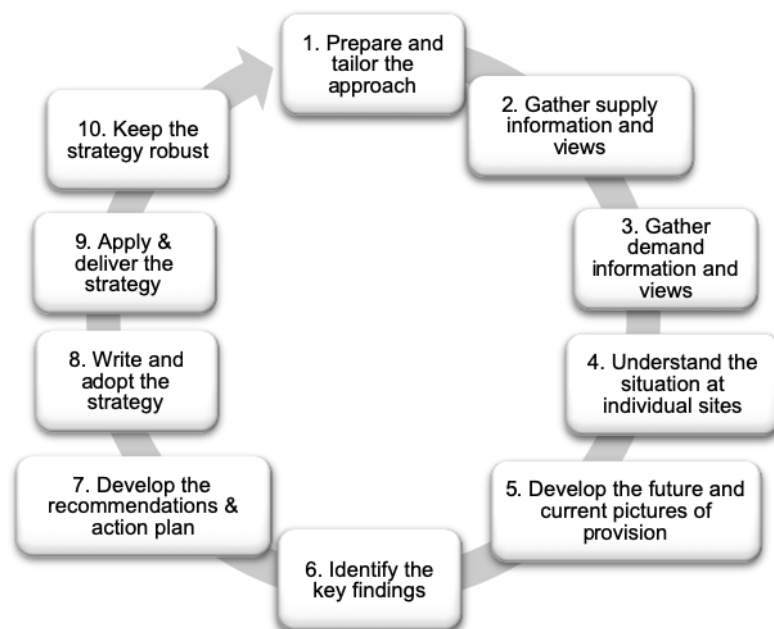
- 1.1.1 The London Borough of Merton (hereafter referred to as the council or LB of Merton) has commissioned 4global Consulting to prepare a Playing Pitch Strategy (PPS), to provide the council with a clear evidence base and set of recommendations for future outdoor sports facility development across the study area.
- 1.1.2 A PPS is a strategic assessment that provides an up to date analysis of supply and demand for playing pitches (grass and artificial) in a local authority area. The strategy and the evidence base upon which it is based is delivered using national guidance and facility insight from specific Governing Bodies of Sport.
- 1.1.3 The assessment will focus on facilities used by the following sports as they were identified as the key sports which use facilities within Merton.
- Football;
 - Rugby Union;
 - Cricket;
 - Hockey;
 - Tennis;
 - Bowls;
 - Athletics; and
 - Water sports
- 1.1.4 Within these sports, the strategy will seek as far as is practicable to include consideration of all forms of play, including:
- Club and league based (formal) play and training;
 - Less formal programmed forms of the respective sports (e.g. turn up and play 'products' such as Rush Hockey, Mash-up Football, Last Man Stands Cricket, Cage Cricket and Touch Rugby); and
 - Informal and un-programmed play by groups of residents, workers, students, school friends (out of school).
- 1.1.5 The PPS provides a holistic analysis of outdoor sports facilities across the study area, leading to a comprehensive set of recommendations for the future development of facilities, in line with the needs of local residents and sports clubs
- 1.1.6 The consultant team has worked with the council to provide a strategy that is fit-for-purpose and addresses the specific issues and risks for the area. It is key that this PPS reflects the local context and enables the council to maximise the amount of high-quality sporting provision for its residents, while understanding the need to meet planning and housing requirements. The Strategy will therefore aim to deliver against the following drivers:

- Contribution to the council's development planning process through identifying deficiencies and needs within the study area;
- Inform and investment priorities and decisions which in turn can also help inform developer contribution decisions;
- Align with the London Plan, as well as the sport and physical activity programmes that are currently being delivered across the region;
- Recognition of the importance of outdoor physical activity and sport and the clear demonstration of how these should be prioritised within any development or regeneration project;
- Provision of an evidenced based approach and the management of a clear sign-off and governance structure for key stakeholders; and
- Evidence to support a wider review into sport and physical activity provision, including housing and population growth projected in neighbouring local authorities.

1.2 Methodology

1.2.1 The assessment methodology utilised for the PPS follows the published guidance from Sport England. The guidance used is the 2013 version, PPS Guidance – An Approach to Developing and Delivering a PPS¹. Figure 1 summarises the approach proposed in this guidance and is broken down into 10 steps.

Figure 1.1: Developing and Delivering a PPS – The 10 Step Approach (Sport England, 2013)



¹ <https://www.sportengland.org/media/3522/pps-guidance-october-2013-updated.pdf>

1.2.2 The findings in this report are based on data collected from several credible sources, including but not limited to;

- Local authority and public policy strategic documentation;
- Sport England tools, including the Facility Planning Model (FPM), Active Places Power, the Active People Survey, Market Segmentation and the Sports Facility Calculator;
- Stakeholder consultation, including council Officers and Members, Sport England, Relevant National Governing Bodies of Sport, key user clubs; and
- Site visits, undertaken at all sites across the Study Area.

1.2.3 To facilitate information gathering and help ensure PPS reports are based on a robust evidence base, 4global has developed an online data entry and assessment platform (see example below), which contains all site and club information. This will enable the council to keep supply and demand information and the strategy up to date through to the end of the strategy and beyond.

Figure 1.2: 4global’s Online Playing Pitch Platform

Local Authority Name	Site Name	Site Address	Site Assessor Name	Scheduled At	Completed At	Responded	Confirmed
Merton	RAYNES PARK SPORTS GROUND	Taunton Avenue, London,	Brooke Butler	2018-06-12 16:20:00	2018-06-28	Yes	Yes
Merton	WIMBLEDON PARK	Home Park Rd, Wimbledon, London	Sam James	2018-06-13 09:00:00	2018-06-13	Yes	Yes
Merton	COTTENHAM PARK	Melbury Gardens, London,	Sam James	2018-06-13 15:40:00	2018-06-13	Yes	Yes
Merton	JOHN INNES RECREATION GROUND	Mostyn Road, London,	Brooke Butler	2018-06-13 13:30:00	2018-06-28	Yes	Yes
Merton	MORDEN RECREATION GROUND	Farm Road, Morden	Sam James	2018-06-14 15:20:00	2018-06-14	Yes	Yes

1.2.4 A Project Steering Group comprising representation from the council, Sport England and National Governing Bodies of Sport (NGBs) has guided the study from its commencement. At critical milestones, the Steering Group members have reviewed and verified the data and information collected to allow the work to proceed efficiently through each stage.

1.3 The structure of the PPS

1.3.1 The structure of the PPS is as follows;

- Section 1 – Introduction
- Section 2 – Strategic context
- Section 3 – Scenario testing
- Section 4 – Recommendation and action plan
- Section 5 – Delivering the PPS

Appendix A contains a detailed needs assessment, which provides a full evidence base for the analysis and a clear methodology for the project.

Section 2: Strategic Context

2 Strategic context

This section summarises the most important policies and context that impact upon the strategy and its interpretation. It also gives an overview of the demographics of the study area, which provides contextual background to sport participation and the need for provision now and in the future.

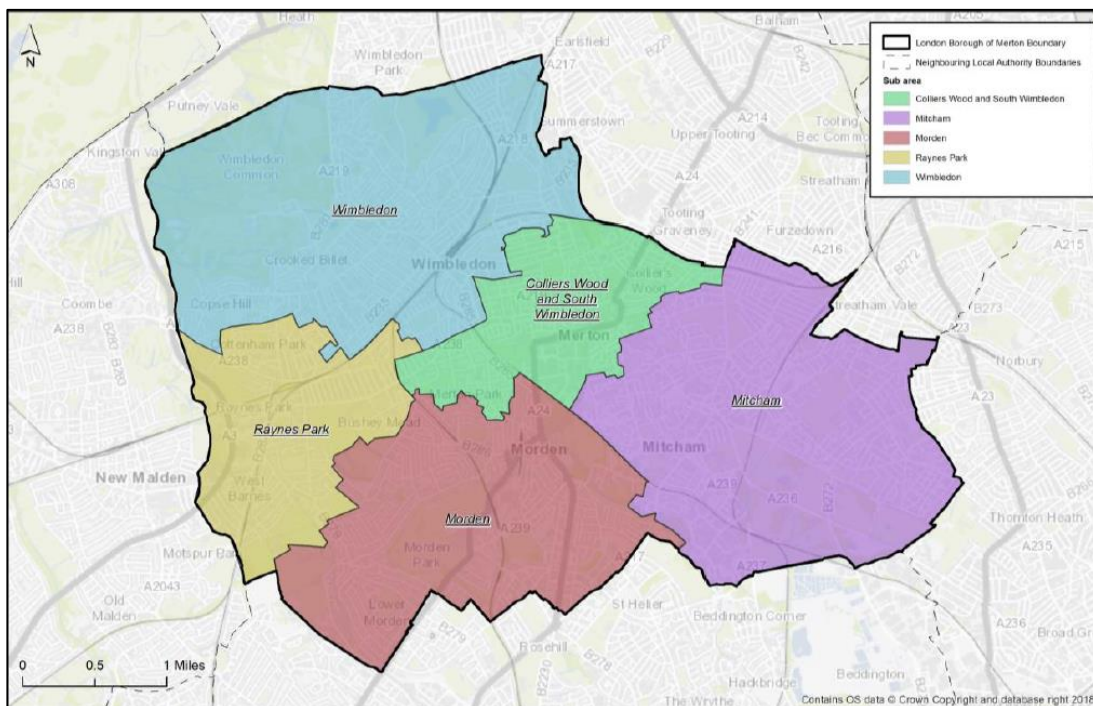
Sport specific strategies and policy documents published by NGBs are included within each sport’s section to provide more relevant context to each sport.

2.1 Merton

2.1.1 Map 2.1 illustrates the area of Merton, highlighting the five sub areas that have been considered in the PPS. These include Colliers Wood and South Wimbledon, Mitcham, Morden, Raynes Park and Wimbledon.

2.1.2 LBM is an outer London borough, situated to the south west of the capital. It borders the London boroughs of Wandsworth, Sutton, Croydon, Lambeth and the Royal Borough of Kingston Upon Thames.

Map 2.1: Merton Sub Areas



2.2 National Planning Policy

National Planning Policy Framework (NPPF) 2019

2.2.1 The NPPF sets out the requirement of local authorities to establish and provide adequate and proper leisure facilities to meet local needs. Paragraphs 96 and 97 outline the planning policies for the provision and protection of sport and recreation facilities:

- **PAR 96:** “Access to high quality open spaces and opportunities for sport and recreation can make an important contribution to the health and well-being of communities. Planning policies should be based on robust and up to date assessments of the needs for open space, sports and recreation facilities (including quantitative or qualitative deficits or surpluses) and opportunities for new provision. Information gained from the assessments should be used to determine what open space, sports and recreational provision is needed, which plans should then seek to accommodate.”
- **PAR 97:** “Existing open space, sports and recreational buildings and land, including playing fields, should not be built on unless:
 - An assessment has been undertaken which has clearly shown the open space, buildings or land to be surplus to requirements; or
 - The loss resulting from the proposed development would be replaced by equivalent or better provision in terms of quantity and quality in a suitable location; or
 - The development is for alternative sports and recreational provision, the needs for which clearly outweigh the loss.”

Protection, Enhancement and Provision of facilities

2.2.2 The key drivers for the production of the strategy as advocated by Sport England are to protect, enhance and provide sports facilities, as follows²:

- **Protect** sports from loss as a result of re-development
- **Enhance** existing facilities through improving their quality, accessibility and management
- **Provide** new facilities that are fit for purpose to meet demands for participation now and in the future.

2.3 Local Planning Policy - Merton

2.3.1 At the time of writing the council are in the process of producing a new Local Plan for the borough. The current Local Plan can be found at: <https://www.merton.gov.uk/planning-and-buildings/planning/local-plan/newlocalplan>

² Further information is provided via Sport England’s Planning Aims and Objectives guidance: <https://www.sportengland.org/facilities-and-planning/planning-for-sport/planning-for-sport-guidance/>

2.3.2 The new Local Plan will set out the vision and framework for development in the borough for the next 15 years (until 2035). With a predicted growing population, the Local Plan seeks to ensure that important infrastructure to support future need such as sustainability, new homes, employment, healthcare, transport and leisure; while protecting the boroughs important and valued green spaces and heritage assets. During the development of the Local Plan the council will hold public consultations with local residents, businesses, community groups, key stakeholders and other interested parties. Comments received from these consultations will inform and influence the development of the Local Plan towards adoption in 2021.

2.3.3 The draft Local Plan identifies potential sites for housing and employment allocations. Five of these allocations are understood to directly impact upon current or former playing field sites:

- United Westminster Schools Sport Ground (aka Tamworth Lane Sports Ground, CR4 1DD - Mitcham) – Proposed allocation for the creation of new publically accessible sporting facilities enabled by residential development
- Imperial Sports Ground (aka Tooting and Mitcham Sports Ground, SM4 6BF - Morden) – Intensification of sporting activity on the wider Tooting and Mitcham Hub site may be supported by enabling development on this site subject to meeting planning policy, evidence and consultation. Any enabling development would be expected to directly fund long-term capital investment in sporting facilities on Tooting and Mitcham Hub.
- All England Lawn Club Community Sports Ground (SW20 9NB - Raynes Park) – Tennis facilities connected with AELTC’s operation of The Wimbledon Championships, the Wimbledon Junior Tennis Initiative, community tennis programmes with support for continued and long-term investment in the same.
- Land at the former LESSA Sports Ground (aka land adjacent to Raynes Park Residents LTC, SW20 9AN – Raynes Park) – Proposed allocation specifies that sporting or community use of the whole site will have to be demonstrated as undeliverable before any other uses can be considered. Landowner has suggested residential development with sporting facilities
- Burn Bullock and Mitcham Cricket Pavilion (CR4 4BE – Mitcham) – The proposed site allocation is for “secure community ownership and management of the land and buildings association with Mitcham Cricket pavilion and use of the cricket pavilion and associated shed in perpetuity as a cricket pavilion serving Mitcham Cricket Green.

2.3.4 The above sites will be considered as potential sites for adding sports pitches where deficits of provision have been identified, subject to their suitability. Recommendations covering these pitches will be provided in the action plan of the strategy document accompanying this assessment of needs.

Merton Sports Pitch Strategy (2011)

2.3.5 The previous PPS for Merton was adopted in 2011, indicated that there were 151 individual sports pitches considered to be in community use identified across Merton. Two thirds of

pitches across the borough were football pitches, equating to almost half of the total pitch space, whilst cricket and rugby comprised roughly one quarter each.

2.3.6 It should be noted that the Merton supply figures in 2011 included the sites at the Wimbledon Commons Extension (which was formerly within the borough boundary (prior to 2011) and is still maintained by the Merton Council despite technically being located in the Royal Borough of Kingston upon Thames. For consistency, this site has been included in the analysis below.

2.3.7 From an ownership perspective, the 2011 PPS identifies that the key provider of outdoor sports facilities in Merton was the council, owning 57% of facilities and pitches. Private clubs in the area owned 30% of other outdoor facilities and pitches whilst the education sector and commercial providers formed the remaining 13%.

2.3.8 The site visits identified the recurring themes listed below:

- Pitches were generally well drained and in good order, though there were individual issues on some sites (depending on the time/season surveyed)
- Sites in general were perceived to be well maintained, although there was evidence of issues associated with the location of many such sites within public parks
- There was little evidence of abuse of pitches, such as tyre tracks on pitches - although it appeared in some instances that where they did exist, they were caused by line marking and mowing machinery
- Wickets on public cricket pitches were not well protected – consultation at the time of site visits suggested that this attracts vandalism and further misuse
- Private or commercial facilities were not appreciably better quality than council pitches.

2.3.9 The findings from the 2011 and 2019 strategies will be compared in the strategy section of the report to show the change in provision over time.

London Sport Strategy - 2018

2.3.10 The London Sport Strategy aims to layout the London Mayor's commitment to sport in London will harness the power of sport to help Londoners of every background to live truly connected lives where differences and diversity are celebrated. By sitting alongside other statutory strategies including health inequalities, transport, planning, environment, culture, housing, and economic development, it will help ensure a cohesive approach to tackling London's problems and improving the lives of Londoners.

2.3.11 This work has two distinct strands:

1 London: sports capital of the world: First, the Mayor's office supports major sports events hosted in London. London has a long and proud tradition of staging sports events and in recent years have hosted some of the world's largest events. These events have an opportunity to bring strong economic and social benefits to London. These range from promoting the city internationally to offering community sport programmes and mass

volunteering opportunities. This is expected to encourage Londoners to come together and celebrate the greatest sports people and events in the world. Bringing more leading global events to London also seen as key to London's economy. Alongside this, the Mayor's Office seeks to maximise the social benefits of these events and give all Londoners the opportunity to engage with and benefit from them. As such, the Mayor will:

- Use the GLA's major sports events framework to maximise economic and social benefits to London.
- Ensure that major sports events which receive financial support from the Mayor have a strong return on investment for London's economy.
- Work with London & Partners to attract events to London and assess their impact on global markets.
- Allocate funding through our Major Sports Events Engagement Fund to widen the community benefits of events taking place in London.

2 The second focus 'Sport Unites' emphasises on community sport. This previously focused solely on increasing participation. The major intends to shift the focus and use the power of sport to improve social integration in London – a core priority of the Mayor's wider work. Central to the work in community sport will be a new programme, 'Sport Unites'. This new £8.8 million proposed investment will focus on three themes: Sport for Social Integration, Active Londoners, and Workforce, Tech & Capacity Building. The programme will also invest £3 million from the Mayor's £45 million Young Londoners Fund.

Theme One: Sport for Social Integration: The Mayor's strategy targets social integration to be an explicit outcome of his sports programme. The strategy states an ambition is to make London the first city in the world to maximise the potential of sport to increase social integration. To achieve this, the Mayor's office will:

- Launch a partnership with Laureus Sport for Good Foundation to carry out three place-based pilots using its 'Model City' approach.
- Fund partnerships through Sport Unites between non-sport and sporting organisations to deliver community sports which improve social integration.
- Fund initiatives through Sport Unites that target socially isolated people.
- Fund initiatives through Sport Unites that combine sport with non-sporting activity.
- Support some of London's most talented young athletes to reach their full potential and act as role models in their communities.

Theme Two: Active Londoners: The Mayor's investment will provide more opportunities for Londoners to take part in a wide variety of sport and physical activity in their local area. Specifically, the programme will fund initiatives that cater for inactive Londoners and will provide pathways for people to use sport to pursue their goals at all levels. This could be simply improving their fitness or making the transition into top-level sports. To achieve this, we will:

- Provide more affordable, local participation opportunities for all Londoners,

particularly low-income Londoners, in places where demand outstrips supply.

- Promote programmes that target inactive Londoners.
- Invest in pilots which test innovative methods.
- Invest in organisations that cater for and support Londoners with mental health difficulties.

Theme Three: Workforce, Tech and Capacity Building: Developing and diversifying the community sporting workforce and helping to build the skills capacity in organisations is a key part of the work of Sport Unites and the wider sport sector in London. Also, unlocking the full potential of technology will help us to achieve this the Mayor will:

- Reward and recognise inspirational coaches for their contribution to community sport and give them the support they need.
- Invest in the Civic Innovation Challenge to develop sport tech solutions to address physical activity challenges in London.
- Develop the next generation of the paid and volunteer community sporting workforce, and support current workers, by supporting their learning and development, to ensure they are skilled, motivated and valued.
- Consider co-investment in London Sport’s sport tech initiatives which develop ideas, prototypes and products.
- We look forward to working with a wide range of organisations, sporting and non-sporting, to help deliver our work in the coming years.

2.3.12 Other projects:

Young Londoners Fund

The Young Londoners Fund is a key tool for the Mayor’s long-term approach to reducing violent crime in the capital. By investing in projects that are dedicated to giving young Londoners an opportunity to get involved in positive activities and sport, the Fund seeks to deter at-risk young people from violence and crime.

Major Sports Events Engagement Fund

The objectives of Sport Unites will underpin how we work with major sports events to deliver meaningful opportunities for Londoners to engage with events. As such, the two areas of our work are closely linked and strategically aligned.

The Major Sports Events Engagement Fund is fundamental to our approach. By investing in community projects linked to events taking place in London, we will ensure that the social benefits of hosting events are maximised.

2.4 Physical Activity and Participation

The Value of Participation

- 2.4.1 The value of participation in sport and physical activity is significant, and its contribution to individual and community quality of life should not be underestimated. This is true for both younger and older people; participation in sport and physical activity delivers:

- Opportunities for physical activity, and therefore more ‘active living’
- Health benefits: cardio vascular, stronger bones, mobility
- Health improvement
- Mental health benefits
- Social benefits: socialisation, communication, inter-action, regular contact, stimulation.

2.4.2 In addition, participation in sport and physical activity can facilitate the learning of new skills, development of individual and team ability/ performance, and provide a disciplined environment in which participants can ‘grow’ and develop.

2.4.3 The benefits of regular and active participation in sport and physical activity will be important to promote in relation to future sport, leisure and physical activity in Merton. There is an existing audience in the borough, which already recognises the advantages of participation, and a latent community who are ready to take part. The sport, physical activity and leisure offer in the borough can support the delivery of the desired outcomes across a number of borough priorities and objectives.

Current Participation Rates

2.4.4 The figures in Table 2.1 are taken from Sport England’s Active Lives Survey 2017 and provide a comparison for Merton to the wider region and national level. Active Lives defines physical activity in the following way: “Active” participants are defined as those completing at least 150 minutes of physical activity per week; ‘Fairly Active’ are those completing between 30-149 minutes per week, ‘Inactive’ participants have done less than 30 minutes of physical activity in the past week.

Table 2.1: Comparison of Physically Active and Inactive Adults (Active Lives Survey May 2017/18)

Area	Inactive	Fairly Active	Active
Merton	18.3%	13.3%	68.5%
Outer London	26.3%	13.1%	60.6%
London (All)	24.1%	12.3%	63.6%
England	25.2%	12.5%	62.3%

2.4.5 The survey shows that Merton has significantly higher levels of “Active” participation compared with Outer London and England. The survey also clearly shows that the Merton population has lower inactivity rates compared with Outer London and England, with 8% fewer inactive people across the whole population.

2.4.6 These figures have stayed relatively stable with small fluctuations in levels of activity since the start of the survey. This can be seen in Table 2.2.

Table 2.2: Levels of Active Participation in Merton (Active Lives Survey)

Survey Period	Rate %
November 2015/ 2016	67.0
May 2016/2017	65.9
November 2017/ 2018	65.9
May 2017/ 2018	68.5

2.5 Population and Demographic Analysis

2.5.1 The current and future population profile within Merton and the locations of population growth are important to understand how best to plan for the future provision of sport and physical activity.

Population Projections

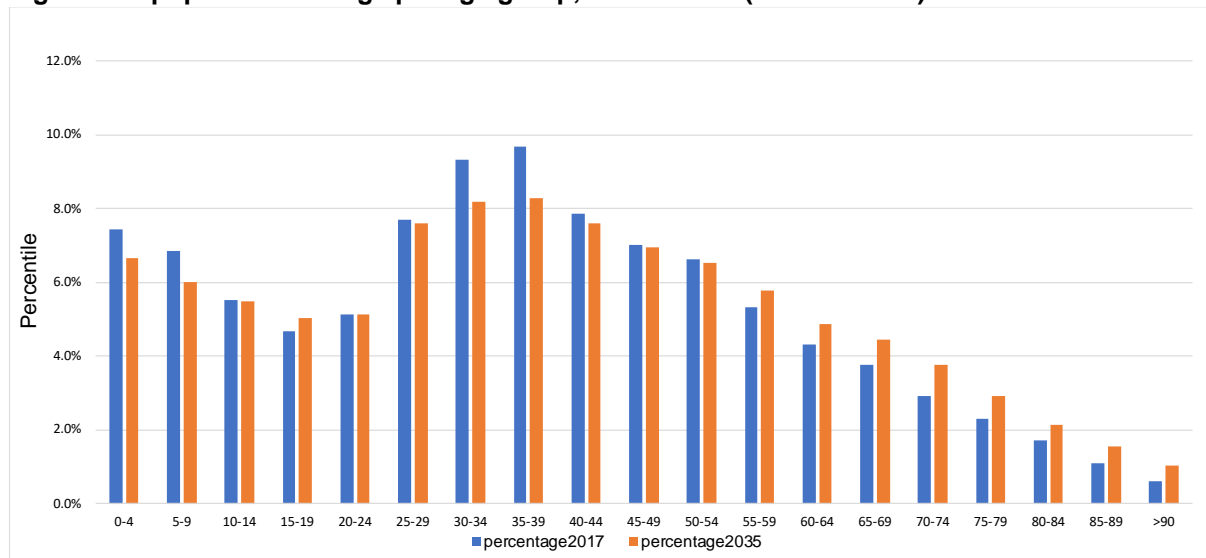
2.5.2 Table 2.3 below provides a summary of the key population and demographic trends for Merton. It should be noted that this data is consistent with that used across the Open Spaces Strategy (including Indoor Sports Facilities), as well as the wider strategic planning work currently being undertaken by the council for the Local Plan.

Table 2.3: Population and demographics analysis for Merton

Current and Future Population	Data
Current population	207,897 (Office of National Statistics 2016 Sub-national Population Projections - 2017 estimate).
Future population- 2035	The population growth figures predict a 9% - 20% increase over the lifetime of the strategy. This should have an impact on the level of demand the borough is facing.
Age profile	There are not huge projected increases within specific age groups across Merton however, the number of residents over 55 is projected to increase while those between 0 and 40 years old are projected to have periods of population decrease throughout the lifetime of the strategy.

2.5.3 To provide greater insight into the current projected population trends across the borough, Figure 2.3 below shows the overall 2018 population per age group and the projected change in population to 2035.

Figure 2.3: population change per age group, 2018 – 2035 (Source: ONS)



2.5.4 At the time of the 2011 Census, the borough had a population of 198,691 residents, of which 49% were male and 51% female. In addition, the black, Asian and minority ethnic population formed under a quarter of the population with 160 languages spoken across Merton’s schools (Census 2011). The ONS 2016-based subnational population projections estimate that the population, as of 2017 is 207,897 residents in Merton.

2.5.5 The Merton Strategic Housing Market Assessment (SHMA) Report (draft report October 2018), which covers the period 2017 to 2035, will assess housing markets and housing need in Merton. The SHMA presents two population predictions and housing targets that are in line with these predictions. The housing targets for the borough are 1328 dwellings per annum (dpa) for a high scenario and 823 dpa for a low scenario. This is projected to equate to a population of 249,689 and 226,629 for the high and low projections respectively. The high projection estimates a 21.2% population increase whilst the low projection estimates a 10.0% increase.

2.5.6 Figure’s 2.4 and 2.5 show the population change by sub area based on the location of proposed new housing. Although the maps show the growth in population in the same sub areas, the difference in the scale of the increase is substantial.

Figure 2.4: Population change by sub area (high scenario)

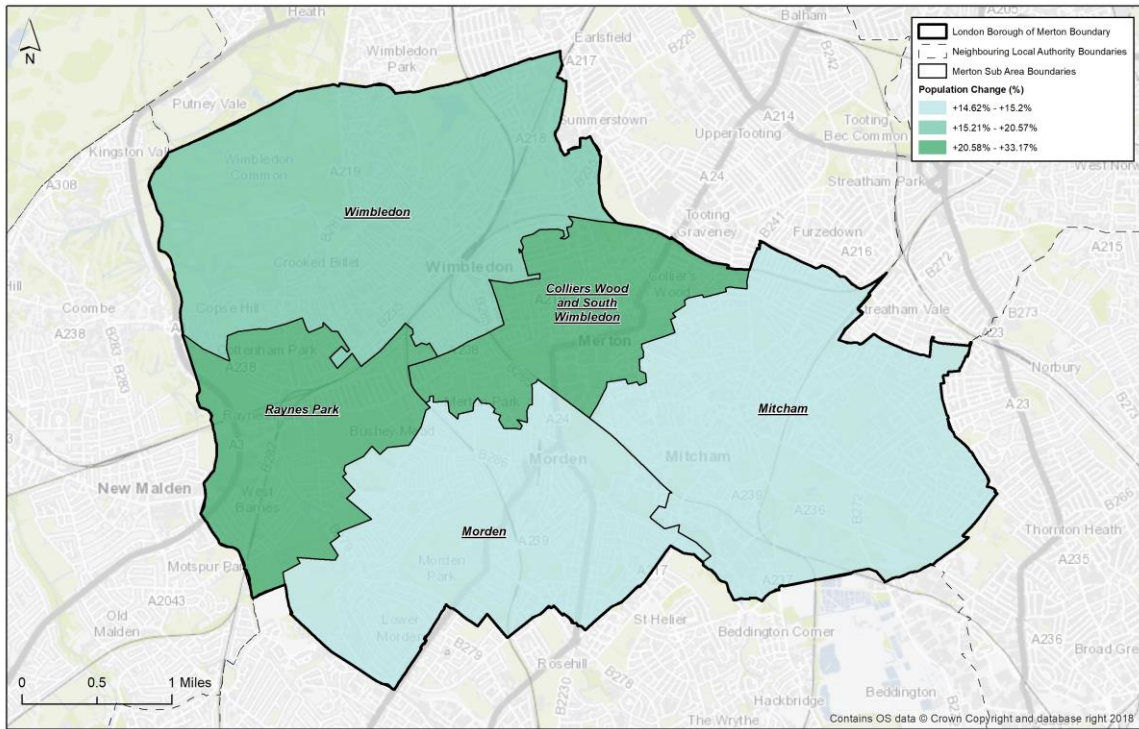
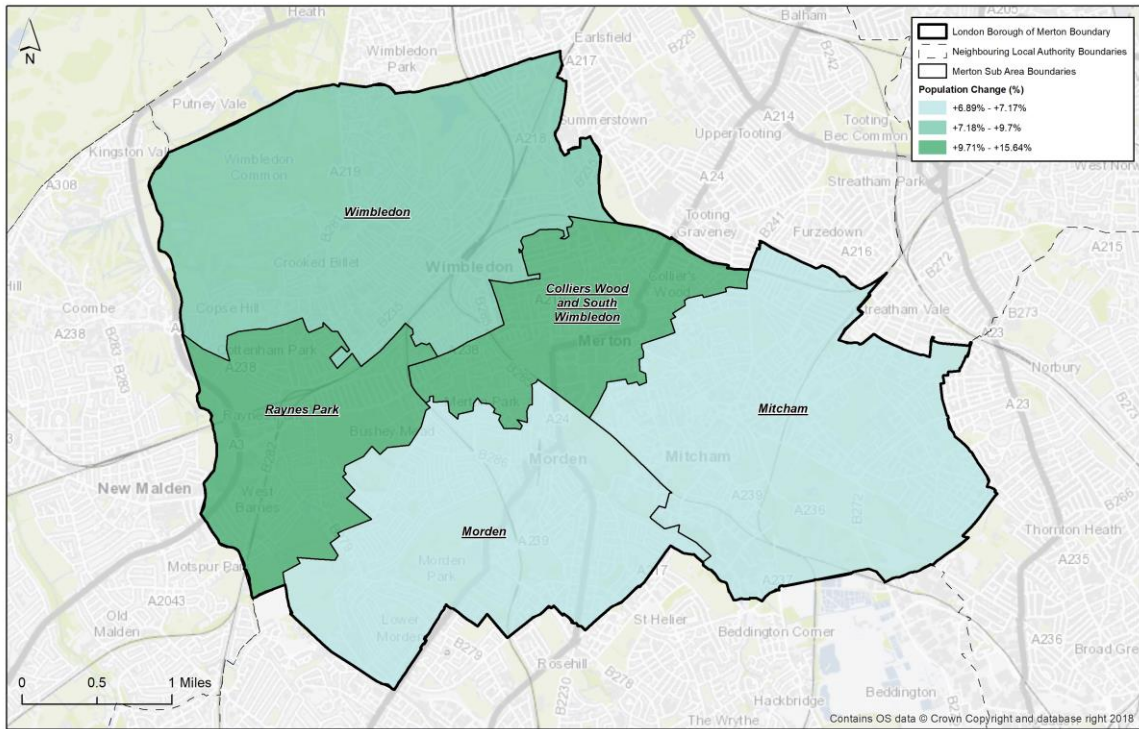


Figure 2.5: Population change by sub area (low scenario)



2.6 Neighbouring borough Playing Pitch Strategies

2.6.1 The following section summarises the key and relevant findings on the most recent, publicly available PPS's for the local authorities immediately bordering Merton.

LAMBETH (2014)

Football

- Of the 25 grass football pitches in Lambeth, all were identified as available for community use and 24 of these were council owned, making them securely available to the community.
- Evidence suggested that there was extensive unofficial use of all sites, both for informal football and football training, as well some competitive fixtures, the fact that many sites were bookable facilities.
- The non-technical site assessments showed that 81% of the pitches across the borough were of standard quality, whilst four of the sites were assessed as poor quality with just one pitch rated as good quality.
- 68% of adult clubs and 68% of youth clubs reported that their number of teams has remained static over the last three years, however the study identified that there is latent demand for 19 youth teams if there were enough pitches available.
- Finally, the football analysis showed that displaced demand equated to the need for five adult pitches, two youth pitches and four mini pitches.

Cricket

- The study identified 5 cricket pitches in Lambeth, all of which were provided by the council and were available for community use.
- However, three of the five pitches identified as being available for the community were not used for affiliated cricket. Anecdotal evidence indicated that the artificial wicket at Streatham Common was located too close to the playground at the site to accommodate competitive cricket.
- Site assessments scored one pitch as poor quality (Kennington Park) and two pitches (Ruskin Park and Clapham Common) as standard quality.
- The study identified a need for two additional artificial wickets in Lambeth to meet current demand and to address overplay.

Rugby Union

- Although there is no current provision of dedicated rugby union pitches in Lambeth, touch rugby is played at Clapham Common.
- Southwark RFC reported demand for rugby union provision within Lambeth which would enable them to operate a branch of the Club within the borough.
- Harlequins RFC also support provision to accommodate rugby union in Lambeth. This suggested that it could support a full size 3G IRB compliant surface in Lambeth in order to aid delivery of its coaching and competition.

Hockey

- There is only one full sized sand based AGP that can be used for competitive hockey in Lambeth and two community hockey clubs. Both clubs struggled to achieve positive results, possibly because of the poor quality AGP and limited training time due to the two clubs having to share the AGP.

CROYDON (2017)

Football

- Football is the most popular sport in Croydon, with demand from all demographic groups and from all geographical areas of the borough. There is a large amount of supply of grass pitches and 13 AGPs, 12 of which are available to the community. Five of these pitches are 3G (preferred surface for football) and only one is currently on the FA 3G register.
- A total of 171 football pitches were identified by the audit, across all sizes and surfaces. When evaluated against the 216 teams that have been identified as part of the study, there is clearly a surplus of football facilities in the borough.
- The PPS identified spare capacity for grass pitches, especially those that are marked as adult 11v11 pitches. With only 4 pitches identified as being over-capacity, there is an opportunity to consolidate the existing stock of pitches and provide a more focussed and high-quality portfolio of facilities.
- Given the demographic trends in Croydon, as well as the population statistics previously identified, football in Croydon represents a viable investment opportunity for both the Local Authority and the FA.
- The PPS has identified that ancillary provision for football across the Local Authority is an issue. While there are limited examples of high-quality changing pavilions and ancillaries, these are largely located at education sites, where community access is mixed. Site assessments have identified that a number of the key local authority owned sites have poor quality ancillary facilities.

Cricket

- The audit of outdoor cricket facilities identified 12 sites that accommodate secured community use. A further 13 sites provide for cricket but do not currently permit community use
- There are 21 community use cricket squares providing 105 grass wickets and non-turf wickets. The 13 private sites provide 65 grass wickets and 3 non-turf wickets. The total number of facilities is 25 cricket squares, 170 wickets and 5 non-turf wickets. There are no identified lapsed or disused sites identified in LBC for cricket use.
- Tenure is mixed; a third of sites are owned by LBC whilst the remaining two thirds are in some form of private ownership, predominately private schools, some with associated community sports clubs. There is a clear correlation between the tenure of sites and their quality of provision, with high quality education facilities scoring well in comparison to local authority sites (which all scored standard).
- All 25 sites in Croydon were assessed, of these 12 are good and 13 are standard. No site was technically assessed as poor (as per Sport England guidance) however user consultations have indicated that some facilities are not fit for purpose. Five sites have a non-turf artificial wicket. Of these, one is located at a good standard site and the remainder are located on standard quality sites.
- The quality of pitches in Croydon for sites used for regular league cricket is in line with the majority of local authorities in London. The quality of council maintained sites was lower than those maintained by clubs.

Rugby

- There are 6 sites with rugby pitches that accommodate secured community use. The 6 sites provide 10 non-floodlit pitches. The sites are Edenham High School, Purley John Fisher RFC, Auckland Road Pitches, Streatham – Croydon RFC, Trinity Mid Whitgiftian's Association and Whitgift Sports Club.
- Quality at the community use sites is mixed with sites at Edenham High School, Purley John Fisher RFC, Streatham – Croydon RFC and Trinity Mid Whitgiftian's Association all rated as poor.
- There are a further 8 pitches at 6 school sites that do not permit community access.
- There are 4 rugby clubs providing 36 teams across LBC area.
- The pitches at Streatham – Croydon RFC are significantly overused to accommodate all the teams that want to play (-16). A floodlit 3G pitch at this site would resolve this issue and provide a floodlit rugby training facility for the whole borough.
- Latent demand and future population changes indicate there is an under capacity of one junior match pitch up to 2031. This would be resolved through provision of a 3G pitch and/or community access to a currently unsecured site. A

more detailed feasibility study is required to confirm the specific site for 3G development, however given the supply and demand for grass pitches, it is recommended that a new facility services the north sub areas.

Hockey

- There are 8 artificial turf pitches on 7 sites. 5 pitches are in education (private) ownership. The other 2 are council owned and managed.
- The schools in Croydon that provide club venues all have excellent reputations for developing school hockey. However, they do not feed into local clubs due to their extensive school hockey programmes. Croydon High School has well developed plans to add a sports pavilion for community and school use alongside the pitch. Fund raising for the new pavilion is underway. Royal Russell School is also developing a new pavilion and a 3G pitch.
- Oasis Academy Shirley Park is considered by the hockey community to be too expensive to hire on a regular basis.
- In total, five clubs play competitive fixtures in Croydon, providing for 23 teams. Participation in hockey is static at 57%.
- There are currently sufficient pitches in Croydon to accommodate hockey training and competitive match play. Latent demand and population projections through to 2031 does not impact on this position.

KINGSTON (2015)

Football

- There was an identified lack of 5v5, 7v7 and 9v9 pitches for mini football in the borough.
- 27 of the 284 teams identified in Kingston train outside of the borough.
- TGRs indicate a future increase in teams of 27 adult, 34 youth and 26 mini teams which will all require additional pitches. Adult and youth teams can be accommodated; however there will be an additional requirement of 11 youth pitches.
- AFC Wimbledon currently train at Kingsmeadow in Merton.

Cricket

- In total there are 17 grass cricket grounds identified in Kingston accommodating 63 teams (33 senior and 20 junior teams) and a further 10 senior university teams.
- All pitches are available for community use except the pitch and artificial wicket at Shrewsbury House School.

- Two sites are overplayed (Malden Wanderers CC & Kings College Sports Ground), while all other sites have some form of spare capacity.
- There is sufficient capacity within Kingston to accommodate over play and future demand; however, it must be considered that not all of the spare capacity will be usable by all clubs due to league facility standards/requirements.

Rugby Union

- Blagdon Sports Ground in Merton has both Rugby and Cricket provision and is used by a number of Kingston residents, to the extent that the council would consider investing in the site should the site be securely available to the community in Kingston.
- There are three clubs in Kingston; Kingston RFC, Wandsworthians RFC and Racal Decca RFC. Kingston RFC has a long-term lease on its home ground. Racal Decca RFC and Wandsworthians RFC both hire university grounds, Kingston University and Kings College respectively. Community use is therefore unsecured.
- Other nearby clubs not in Kingston service Kingston residents, most notably Old Emmanuel RFC. The club has issues securing tenure on its current site and may need to look for a ground within Kingston as an alternative.
- Overall in Kingston there is a shortage of match equivalent sessions both now and in the future.

Hockey

- There is one sand-based AGP suitable for competitive hockey within Kingston. The pitch is considered to be standard quality and has secured community use.
- There are four hockey clubs within the borough; Aces HC, Mid Surrey HC, Old Kingstonian HC and Kingston University HC.
- All competitive play within the borough takes place at Tiffin Girls' School. The pitch is oversubscribed both mid-week for training and Saturdays for competitive play. Old Kingstonian HC therefore accesses pitches outside of the borough in order to accommodate all demand.

WANDSWORTH (2014)

Football

- There are 360 football teams playing in Wandsworth. Of the 186 youth football teams 78 (42%) hold the FA Charter Standard (CS) award.
- There is one CS Community Club and two CS Development Clubs supporting high levels of participation across all categories of football (Adult Male, Adult Female, Youth Male, Youth Female, Mini Soccer & Disability Football).
- The peak youth age group is U11 with 30 teams in 2012/13 Season.
- The audit identifies 18 sites providing grass football pitches currently used for community use in Wandsworth, providing a total of 94 grass football pitches.
- Three sites are available for community use but are currently unused and two sites are not available for community use; Graveney School (lower school site) and Ibstock Place School.
- Over half (54%) of football pitches in Wandsworth are rated as standard quality. Pitches rated as good quality (8) are predominantly located on privately owned and/or managed sites, including the Bank of England Sports Centre and Battersea Ironsides Sports Club.
- Clubs generally rate pitches as overall acceptable quality (58%).
- In general there has been a decrease in senior men's football but an increase in youth, girls and women's football.
- Access to pitches and having no league are the main inhibitors to growing girls' participation.
- 31 clubs also report plans to increase the number of teams they could provide in the future and 14 clubs express latent demand for access to more pitches to accommodate current demand.
- There is significant informal use of public open spaces which contain football pitches in Wandsworth which impacts on the capacity of pitches to accommodate matches. 11 sites are overplayed in the borough.
- 18 sites express potential spare capacity in Wandsworth. Most are actually unavailable at peak times and cannot therefore be counted as surplus provision.
- There is very little actual spare capacity (surplus provision) expressed in Wandsworth. Where spare capacity is expressed (Bank of England Sports Centre, Richardson Evans Memorial Playing Fields and Roehampton Playing Fields) it is likely to be retained as a matter of practice to allow pitches to rest and rotate.
- Modelling ideally suggests a need for an additional four full size 3G artificial grass pitches and a 60 x 40m 3G pitch to service football in Wandsworth. This is further supported through consultation with clubs, but it is recognised that space and public funding is limited, so any move towards achieving this aspiration is only likely through redevelopment of existing sites and private sector funding.

Cricket

- There are 19 cricket pitches available for community use in Wandsworth, accommodating 90 teams (including senior men, women and juniors).
- Wandsworth's three main clubs all support high levels of participation.
- There are high levels of both latent and displaced demand expressed by clubs, suggesting that more pitches are required to meet demand, though in an inner-city environment, it is unlikely that more open space will become available.
- Non-technical site assessments generally score the quality of available cricket pitches as standard to high. However, club consultation indicates that the quality of council pitches could be improved, but (as with football pitches) the situation is subject to informal use on commons and in parks.
- Despite spare capacity being identified at sites; the genuine ability for sites to accommodate additional play is reportedly lower due to the substantial level of informal and/or unauthorised use of pitches/outfields.
- There are insufficient pitches of the correct standard to accommodate both current and future demand in Wandsworth.

Rugby union

- There are 21 rugby union grass pitches (17 senior and four minis) available for community use in Wandsworth.
- Six further pitches are located at Barn Elms Sports Ground; managed by Wandsworth council but just outside the local authority area in Richmond.
- Four pitches identified are not available for community use.
- In total, 34 senior, 26 junior and 43 mini teams play across the borough. In addition, there are a large number of training teams (team equivalents) playing on competitive grass rugby pitches (due to a lack of designated training facilities) which further adds to the pressure on pitches.
- Rosslyn Park RFC and Barnes RFC are the only clubs in Wandsworth which field senior women's teams, two and one teams respectively. The former has c.90 registered senior female players.
- There are no specific junior girls' teams although junior girls play competitively with boys until the age of 12 (mini rugby). Battersea Ironsides highlights currently trying to establish a girls' team.
- Rugby union pitches are predominantly located in the Wandsworth analysis area.

- With the exception of Richardson Evans Memorial Playing Fields and Battersea Park, sites in the borough are overplayed due to the large number of competitive matches and training.
- Latent demand for an additional one senior team is expressed by London Exiles RFC. However, both the Bank of England and Battersea Ironsides highlight potential need to meet demand from growing junior membership levels. The latter already being at capacity.
- Rugby training in Wandsworth is generally accommodated on existing competitive grass rugby union pitches. As a result this has contributed to a number of sites being overplayed. Accommodation for floodlit training facilities is highlighted as Battersea Ironsides and Rosslyn Park rugby clubs' biggest issue. The floodlighting issue is recognised as a major contributor to player drop out within the RFU National Facility Strategy. Whilst this is recognised, any additional floodlighting will always be subject to planning requirements.

Hockey

- There is high demand in Wandsworth for hockey with five hockey clubs fielding 86 competitive senior teams, plus good junior sections.
- There are five full size AGPs in Wandsworth. However, Newton Preparatory School is not used for competitive hockey due to its poor quality. The remaining four are used to capacity for hockey at peak time (Saturday).
- All full size AGPs, except for Newton Preparatory School are assessed as good quality.
- There is significant pressure on Battersea Park as it is the only publicly available site in Wandsworth and both of its pitches are of a good enough quality to accommodate a high level of competitive hockey.
- There is a significant amount of displaced demand in Wandsworth. Most clubs use a number of sites to accommodate all teams. All clubs would prefer to play in Wandsworth and/or at one home ground venue (where possible).
- Provision in Wandsworth is unable to accommodate both current and future demand for hockey, but additional space is unlikely to become available.
- Some opportunities exist to increase access in Wandsworth to accommodate competitive hockey, including increasing the quality of Newton Preparatory School and new provision at Roehampton Playing Fields.

Tennis

- There are 174 tennis courts across 23 sites in Wandsworth available for community use.
- The quality at private tennis clubs tends to be better than parks provision. Battersea Park courts were assessed as poor due to the surface quality, although the council has committed to refurbishing them in the next year.

- Generally tennis club membership in Wandsworth has remained static over the last three years. However, clubs are generally operating at capacity, together with predicted increases of 34% year on year in London (from the Active People Survey).
- As a target, increasing floodlighting on some sites and indoor provision could help to sustain participation from October to March at a number of clubs and parks.
- Research also suggests that more people would participate in tennis (pay and play opportunities in particular) if there were better awareness and promotion of where and how to play.

Bowls

- There are 14 bowling greens in Wandsworth, located across a range of sites including parks and private clubs.
- Site assessments rate most bowling greens as either good or excellent. Only one site, Tooting Constitutional, is scored as average.
- There has been a reduction in the number of clubs/teams participating in the previous five years. Participation has either decreased or remained static over the past three years. Only one club cites has experienced an increase in membership.
- All clubs are looking to increase membership levels and suggest that any growth through recruitment of new members could be accommodated at existing sites.
- It is not thought likely that current and future demand for bowls will result in the need for new provision.

Section 3: Key supply and demand findings

3 Key supply and demand findings

- 3.1.1 This section summarises the key findings identified within the needs assessment, which should be used as the evidence base for this strategy. A comprehensive supply and demand analysis has been undertaken for all sports across the study area, with the project steering group engaged at all stages of the process.
- 3.1.2 The following section provides a summary of the key findings for each of the sports analysed within the main report. The format of these tables follows the five key questions that are asked as part of the PPS Guidance Document for Stages A – C of the process.

3.2 Football key findings

Table 3.1: Key PPS findings for football in Merton

Key Question	Analysis
What are the main characteristics of the current supply and demand for provision?	The quality of football provision across the borough is standard and appears to have stayed at a consistent level over the past years. The level of demand has also stayed at a relatively consistent level, with major clubs continuing to grow, offset by the contraction of demand for smaller affiliated adult's teams. Both the supply and demand for football facilities is dominated by the Raynes Park sub area, which is home to the majority of the large clubs, as well as a number of the strategic football sites.
Is there enough accessible and secured community use provision to meet current demand?	The current supply and demand analysis for secured and accessible pitch provision shows a deficit across the borough for youth 11v11 (-8.5 MES) and youth 9v9 (11.5 MES). There is some spare capacity for adult 11v11 and mini pitches throughout the borough. Part of the reason for the deficit in youth provision is due to a current lack of supply of dedicated youth pitches, combined with an increase in demand for youth football. When all 11v11 and 9v9 positions are considered together there is an overall spare capacity of 1MES per week.
Is the provision that is accessible of sufficient quality and appropriately maintained?	While several clubs have identified issues with drainage and maintenance, the overall quality of facilities and the robustness of maintenance regimes is standard. There are a small number of poor quality sites, however these are typically local authority sites that are owned and maintained by the external contractors and have limited or no formal football demand.
What are the main characteristics of the future supply and demand for provision?	With the projected growth in population during the lifetime of the study, the requirement for pitches is likely to increase. This has been combined with the projected latent demand for football. This demand is projected to be particularly significant in the Raynes Park sub area with a large increase in the population. Using Team Generation Rates and applying the low and high projected population figures, gives an estimated increase of 9 teams and 25 teams respectively. The largest growth is projected to be realised in the Youth 11v11 with an expected increase of 8.2 (high) and 4.5 (low) teams and the adult 8.9 (high) and 3.7 (low) teams.

Key Question	Analysis
Is there enough accessible community use provision to meet future demand?	The future supply and demand analysis shows that for available youth pitches and mini 7v7 pitches, there is not enough supply to cater for future demand on the pitches. The pitch typology with the highest future deficit is youth 11v11 with 22.3. Spatially, the sub area with the highest future projected deficit of supply for youth 11v11 pitches is the Raynes Park sub area, where there is a deficit of 9.2 when considering future demand. When looking at the provision of adult pitch provision and mini 5v5 provision, there is enough capacity overall in Merton to meet the future demand. Mini 5v5 pitch provision has the highest spare capacity, with spare capacity of 5.6 MES (high) when taking into account future demand projections.

3.3 Cricket key findings

- 3.3.1 This section summarises the findings from the cricket analysis, which will form the basis of the recommendation and action plan section for Merton.

Table 3.2: Key PPS findings for cricket in Merton

Key Question	Analysis
What are the main characteristics of the current supply and demand for provision?	The quality of cricket provision across the borough is good with provision in the Wimbledon and Raynes Park sub areas scoring highly on assessment. The lowest rated elements of cricket provision across the borough are artificial wickets, which reduce the ability of clubs to train and play on non-turf pitches during the season. The demand for cricket across Merton is high. The borough has 12 clubs, many of which have numerous senior and junior teams, playing at dedicated facilities that are managed by the club. There is also a high amount of imported demand across the borough. This is almost exclusively played on Local Authority managed pitches. Due to issues around historical booking priority, some Merton teams are being displaced to pitches outside of the borough.
Is there enough accessible and secured community use provision to meet current demand?	There is insufficient provision to meet the current levels of active, displaced and latent demand. This is principally due to a lack of facilities available in the peak-period. The analysis in the needs assessment shows that there is a need for between two and five pitches to meet current demand.
Is the provision that is accessible of sufficient quality and appropriately maintained?	Overall, the provision is of good quality, with facilities in Wimbledon and Raynes Park scoring particularly highly. Maintenance is largely undertaken by individual clubs, either through the use of a paid grounds man or through club volunteers which is typically produces a good quality facility. In contrast, the Colliers Wood and South Wimbledon Sub Area does not score as highly as other sub areas, with changing/pavilion facilities and artificial wickets (on the square) being unfit for purpose. There are also a number of sites that are owned and managed by the council, which typically scored lower in the site assessment. Clubs have identified a need to improve practice net facilities and ancillary provision at these sites.

Key Question	Analysis
	There is some unutilised capacity in the borough, even on Saturdays. It is thought that this is because these pitches are not of adequate quality to meet the needs of potential users.
What are the main characteristics of the future supply and demand for provision?	<p>The future demand for cricket is projected to increase across the borough, with the largest growth for adult cricket in the Wimbledon sub area. With the projected increase in demand from both population growth and conversion of latent demand, as well as the expected growth that will be realised following the success of All Stars Cricket, Soft Ball Cricket and South Asian initiatives, the increase in demand is likely to have a significant impact on the level of demand for cricket across Merton. Especially pertinent is the growth in women's and girls' cricket which is expected to have a significant impact on demand for formal pitches in the medium and long term.</p> <p>It should also be noted that Emmanuel CC have been served notice on their current site, Blagdons Sports Ground which is being taken over by the school owners. This means that the club's demand will be displaced to a new site and the supply removed from future provision.</p>
Is there enough accessible and secured community use provision to meet future demand?	<p>Given the current deficit for available and secured cricket provision across the borough, alongside the population growth that is forecast across each of the sub areas, it is clear that there is not enough available pitches to meet future demand for grass roots cricket.</p> <p>The analysis in the needs assessment shows that there is a need for between two and five pitches to meet current demand. Once these pitches have been delivered, the steering group will hold further discussions as to the need for further cricket pitches to be added in Merton.</p>

3.4 Rugby key findings

- 3.4.1 This section summarises the findings from the rugby analysis, which will form the basis of the recommendation and action plan section for Merton.

Table 3.3: Key PPS findings for rugby in Merton

Key Question	Analysis
What are the main characteristics of the current supply and demand for provision?	<p>There is a supply of 112.25 match equivalents across the entire borough. 39% of this supply is located in the Raynes Park sub area.</p> <p>However, much of this supply is located on schools and other sites that are either unavailable or not utilised by community rugby clubs.</p> <p>There is a demand of 51 matches per week across the borough. 34% of this demand is produced by adults, 44% by junior teams and the remaining 22% by mini teams.</p> <p>47% of demand is generated by the Raynes Park sub area.</p> <p>There are 11 community clubs in Merton, of which Wimbledon RFC is the largest with 28 teams.</p>

Key Question	Analysis
Is there enough accessible and secured community use provision to meet current demand?	<p>As with most rugby clubs in England, most clubs in Merton have a longstanding home ground where all of their matches take place. Some clubs are travelling to train on AGPs but the majority also train at their home ground. Old Ruts Rugby Club is an exception with match and training demand being spread across 5-6 sites.</p> <p>The use of the home grounds is significant as prolonged overuse will expect the pitches to significantly deteriorate in quality and even to become unsafe during times of inclement weather.</p> <p>At present only three clubs' home grounds, Old Blues Rugby Football Club/ KCS Old Boys, Old Emmanuel Rugby Club (Blagdon's Sports Ground), and Raynes Park Sports Ground have spare capacity.</p> <p>Four clubs have spare pitches during the Sunday AM peak period (usually used by junior sections for training and matches). This lack of capacity means there is little scope to increase the number of junior teams in the area. A consequence is that clubs will struggle to grow if junior teams are unable to play at their preferred time.</p> <p>There is also a lack of floodlit capacity on most club sites. Two clubs are thought to be operating above their floodlit capacity, which has a knock-on effect for match supply on weekends as pitch capacity that could have been used for matches has, instead been used for training. There are also two home ground sites (Raynes Park Sports Ground and Old Wimbledonians Association) that do not have any permanent floodlit provision.</p>
Is the provision that is accessible of sufficient quality and appropriately maintained?	<p>59% of the pitches are considered to have standard maintenance. However, increasing the maintenance of these pitches only benefitted two sites enough to have surplus supply.</p> <p>Poor quality drainage has been an issue at some clubs, notably Wimbledon RFC. It is thought that increasing levels of maintenance across all sites will also help to reduce the issues around drainage, however, there are some circumstances in which adding artificial drainage has been recommended to address specific problems.</p>
What are the main characteristics of the future supply and demand for provision?	<p>No latent demand was identified for rugby union in Merton.</p> <p>TGRs were calculated using a low and high estimate of the future population. For the low estimate it was predicted the area would have an additional senior men's team, five junior teams and one mini team. The high estimate predicted a growth of four senior men's teams, 8 junior teams and five mini teams.</p> <p>If these TGRs be realised there could be somewhere between 7 and 17 new teams in the area. It should be noted that these TGRs do not take into account any growth in women's rugby which is a focus for the RFU.</p> <p>Old Emmanuel Rugby Club have been served notice on their current site which is being taken over by the school owners. This means that the club's demand will be displaced to a new site and the supply removed from future provision.</p>
Is there enough accessible and secured	<p>Currently, there is enough available and secured supply to meet demand. However, the majority of this is in the Raynes Park area and much of the additional capacity is found at one site. However, the level of securely</p>

Key Question	Analysis
community use provision to meet future demand?	<p>available provision will not be adequate to meet future team demand.</p> <p>It should be noted that as most sites are operating at capacity during junior rugby's peak period (Sunday AM), there is very little possibility of 6 to 12 new teams without needing to provide additional pitches.</p> <p>Current peak time capacity can be found for senior teams in Mitcham and Raynes Park, however, Wimbledon, Morden and Colliers Wood and South Wimbledon do not have any spare peak time capacity.</p> <p>There is also a concern at the lack of spare floodlit capacity to accommodate additional training sessions. In particular the impact of future training demand on pitches is predicted to lead to significant reduction in match supply, given the overuse of the floodlit training pitches.</p>

3.5 Hockey key findings

- 3.5.1 This section summarises the findings from the hockey analysis, which will form the basis of the recommendation and action plan section for Merton.

Table 3.4: Key PPS findings for hockey in Merton

Key Question	Analysis
What are the main characteristics of the current supply and demand for provision?	<p>There are 8 hockey pitches in Merton.</p> <p>All are located on education sites (schools, colleges, academies) and are managed by those organisations.</p> <p>Of the 8 facilities, two are sand filled and five are sand dressed. One pitch, located at Raynes Park High School is currently undergoing re-surfacing which will change its designation from a sand dressed AGP, to a water-based AGP.</p> <p>The demand for pitches in the borough is produced by four clubs; Berrymead, Merton, Morden and Wimbledon Hockey Clubs (HC). These clubs produce 45 teams including 21 junior teams, 12 men's and 12 women's teams. Wimbledon HC are the only club in the borough to produce any junior teams.</p> <p>These teams produce 83.25 hours of demand, 39 of which is for mid-week training, and a further 28.5 of which takes place on a Saturday (the remaining 15.75 takes place on a Sunday).</p> <p>78% of all demand in Merton is produced by Wimbledon HC.</p> <p>At present, there is an estimated 8.5 hours of further demand that would ideally be played in Merton but is not due to a number of factors including pitch quality and affordability.</p> <p>Consultation with England Hockey has shown that this has not decreased since the introduction of the Raynes Park High School pitch due to a significant increase in demand during the drafting period of this document.</p>
Is there enough accessible and	Of the 8 hockey pitches in Merton, five are available and used (including Raynes Park High School), although a further two sites are reported to be

Key Question	Analysis
<p>secured community use provision to meet current demand</p>	<p>available, but they are not currently used by any hockey club based in Merton (St Marks College and Wimbledon High School Sport Ground).</p> <p>Wimbledon High School Sports Ground is the only pitch which is not available for community use outright.</p> <p>At the time of writing Raynes Park High School is undergoing resurfacing and is therefore unable to meet capacity. As a result, the supply and demand modelling shows that the borough is does not have sufficient provision to meet demand.</p> <p>The displaced Wimbledon HC demand onto Notre Dame School (Elmbridge) on Monday nights, and the same for Mitcham HC during the mid-week period indicates that a lack of suitable available facilities during specific peak times is a more longstanding issue.</p> <p>None of the pitches are considered to be securely available. However, as all pitches are currently located on education sites, the continued access to the five pitches currently is not considered to be under threat.</p> <p>Once the resurfacing is complete at Raynes Park High School this pitch will be securely available and used exclusively by Wimbledon HC. This is expected to reduce the amount of use of other hockey pitches in the area and thereby create additional capacity on the other four pitches.</p> <p>Consultation with England Hockey indicates that even with the new pitch at Raynes Park High School, there is not sufficient capacity to meet all demand generated within the borough. In addition, increases in demand in clubs based at neighbouring boroughs is thought to place more pressure on the pitch stock in Merton.</p>
<p>Is the provision that is accessible of sufficient quality and appropriately maintained?</p>	<p>Site assessments and consultation reports shows that all pitches in the borough are at least, of adequate quality to meet user expectations, except for Ricards Lodge High School. The site is described in consultation as poorly maintain and in need of some investment to repair some holes, repaint lines and to add dugouts on side-lines.</p> <p>Pertinently, Raynes Park High School being re-surfaced as a water based pitch will provide Wimbledon HC access to a top-class sporting venue at which to play their fixtures.</p> <p>The pitches at Kings College Sports Grounds are all considered to be in very good condition.</p> <p>Harris Academy Morden, the final site in the borough to be used by the community for Hockey, is considered to be of standard condition but is between 5-10 years in age and may therefore require resurfacing in around five years' time.</p>
<p>What are the main characteristics of the future supply</p>	<p>According to the TGR analysis, Merton is expected to produce between 4.17 and 9.17 additional teams by 2035. These will be split by approximately 1.15 – 3.75 adult teams, and 3.02 – 5.42 junior teams. This is expected to equate to equate to between 6.6 – 15.7 additional hours of demand in the borough.</p>

Key Question	Analysis
and demand for provision	<p>This demand is expected to be spread by 2.9 – 7.2 hours of mid-week demand and 3.7 – 8.6 hours at weekends.</p> <p>In addition to this demand, a further 8.5 hours of unfulfilled demand is also expected to be required to be met.</p> <p>There are no expected changes to the supply forecasted beyond Raynes Park High School being reinstated as a water-based AGP.</p> <p>In the immediate, short-term future, England Hockey has reported that demand for the sport is increasing rapidly in the area and that should this trend continue there will not be sufficient capacity within the borough to meet demand, even with the new pitch at Raynes Park High School being added to the supply.</p>
Is there enough accessible and secured community use provision to meet future demand	<p>The consultation with England Hockey indicates that even with the additional pitch at Raynes Park High School, the increase in demand for hockey from Merton clubs and those based in neighbouring boroughs has been so rapid, there is not considered to be sufficient supply to meet projected future demand.</p> <p>A scenario modelling the rapid rise in demand for hockey is provided in the strategy document that accompanies this needs assessment report.</p>

3.6 Artificial Grass Pitches key findings

3.6.1 This section summarises the findings from the artificial grass pitch analysis, which will form the basis of the recommendation and action plan section for Merton.

Table 3.4: Key PPS findings for AGPs in Merton

Key Question	Analysis
What are the main characteristics of the current supply and demand for provision?	<p>There is a significant amount of sand-dressed/filled AGP provision in the borough with 7 available for community use. There is a limited amount of strategic 3G, with just one pitch at Tooting and Mitcham Community Sports Club. There is no WR22 compliant 3G in the borough, however, Wimbledon RFC have mature plans to install one in the coming months and Tooting and Mitcham Community Sports Club’s pitch requires a renewed assessment to regain its classification as a WR22 compliant pitch.</p> <p>Demand from formal football, rugby and hockey clubs for AGP in Merton is significant, with evidence of undersupply present for each sport.</p>
Is there enough accessible and secured community use provision to meet current demand	<p>Given the FA’s and Football Foundations aspirations for a 1:38 ratio between full sized 3G AGP and the number of football teams in the borough, Merton can be said to be undersupplied by two 3G AGPs. However, if small-sided 3G centres are also counted, there can be said to a reduction in this shortfall, to a minimum of one additional 3G AGP being required in the borough. It should be noted that a minimum of two pitches are required to meet the FA’s aspirations or considered best practice for meeting football training demand.</p>

Key Question	Analysis
	<p>The data modelling suggests that with the introduction of the new pitch at Raynes Park High School, there should be enough capacity to meet demand based on the current levels of demand. However, none of the other pitch provision is secured so there is some risk this could become unavailable in the future (see hockey chapter for more detail). There is some evidence that facilities are operating at capacity for hockey due to the level of exported demand from Merton clubs to other boroughs at peak-times during the mid-week period. Consultation with England Hockey indicates that rapid growth in demand in Merton and neighbouring boroughs means that at least one further pitch is required in Merton at the time of writing.</p> <p>The overplay, or near overplay, of a number of training pitches in Merton indicates that the rugby clubs in the borough would benefit from a new WR22 3G AGP in addition to the reinstatement of the WR22 status of the facility at Tooting and Mitcham Community Sports Club. These facilities would help to alleviate demand on training pitches (and by association reduce overplay on match pitches) as well as enabling clubs to increase the quality of their existing pitch stock.</p>
Is the provision that is accessible of sufficient quality and appropriately maintained?	All 'strategic' facilities (full-sized pitches) are considered to be in an acceptable condition with the exception of Ricards Lodge. This has been covered in detail in the hockey analysis chapter.
What are the main characteristics of the future supply and demand for provision	<p>There is expected to be sufficient demand produced for a minimum of three to four additional 3G AGP in the area to meet football demand (making a total of 5-6).</p> <p>Following consultation with England Hockey, there is a need for all current hockey appropriate AGPs to be retained and at least one additional hockey appropriate AGP in the borough to meet growing demand in the borough.</p> <p>Future capacity analysis shows that for training demand alone a WR22 pitch would be required to meet the additional 5-9.25 extra pitch demands placed on the borough by 2035.</p>
Is there enough accessible and secured community use provision to meet future demand	<p>Rugby and hockey would require additional investment in at least one pitch to be able to meet projected future demand in Merton. Rugby has had planning permission granted for a WR22 AGP at Wimbledon RFC however, this is to be subject to judicial review.</p> <p>For hockey, even with the addition of the new pitch at Raynes Park High School, there is understood to be a deficit of at least one pitch due to the increase in demand by clubs in the borough and those in neighbouring boroughs also.</p> <p>Football is thought to require three to four pitches in addition to its current pitch stock to meet projected demand (making a total of 5-6). Merton's current pitch stock (the two 3G AGPs at Tooting and Mitcham Community Sports Club) are considered to be securely available for community use for football.</p>

3.7 Non-core PPS key findings

- 3.7.1 This section summarises the key findings for the three non-core PPS sports included within the brief for the project. Due to the amount of investment that has been made into grass-roots tennis provision across the borough, the same 5 key questions have been assessed as for the core PPS sports.

Tennis key findings

Table 3.5: Key PPS findings for Tennis in Merton

Key Question	Analysis
What are the main characteristics of the current supply and demand for provision?	<p>There is a significant amount of high-quality facilities based at members clubs within the borough. There are 9 clubs throughout the borough supporting 6,683 club members.</p> <p>According to the Sport England Active Lives Survey, there are approximately 14,854 residents within Merton that reported playing tennis at least once within the last 12 months. Taking into account the club members, this leaves 8,171 residents who participate in tennis at least once per year, but are not members of a club. According to Active Lives data around 28% of these players will play at least twice per month, which equates to 2,288 people. This is estimated to produce 1,525 sessions per month on public courts.</p> <p>This demand is expected to be placed onto 66 courts located on public parks and recreation grounds.</p>
Is there enough accessible and secured community use provision to meet current demand	<p>For club sites there is an under supply. This under supply is thought to average out at around 18% over utilisation of courts. This is equivalent to around 18 floodlit courts worth of capacity.</p> <p>Current utilisation is estimated to be at 60%. Which is above the LTA's national benchmark of 53%. A further 7 floodlit public courts would be required to bring the average utilisation level down to 53%.</p>
Is the provision that is accessible of sufficient quality and appropriately maintained?	<p>For club sites, the provision is considered to be of sufficient quality to satisfy local demand.</p> <p>For community courts, quality has been raised as an issue with 23 courts considered to be poor quality.</p>
What are the main characteristics of the future supply and demand for provision	<p>The population in the borough is expected to grow between 9% and 20% by 2035. If demand for club and community tennis grows in line with either of these figures, then demand is expected to significantly increase in the borough; with club based demand between 7,498-8,260 people, and; community court demand to grow to between 9,168-10,099 people.</p> <p>The LTA's targeted growth is in non-club based community demand. Therefore demand is expected to grow above population growth rates in this area.</p> <p>In addition to the supply currently captured, an additional 18 grass courts will be added to the All England Club Community Sports Ground.</p>
Is there enough accessible and secured	<p>If, growth in membership were to grow in line with population, then clubs in Merton are projected to be operating between 129%-142% of their capacity. This is equivalent to between 27-40 floodlit outdoor tennis courts.</p>

Key Question	Analysis
community use provision to meet future demand	If demand for courts increases in line with population, would mean that the existing court stock would be operating between 67% – 74% of existing capacity. In order to maintain the existing level of public court utilisation (60%) then Merton would require between 4 – 7 additional floodlit courts by 2035 (or 6 – 12 additional non-floodlit courts).

Bowls key findings

- There are 9 bowling greens in Merton.
- All bowling greens are assessed as being at least standard quality, with two greens being assessed as 'good'; Norbury Bowling Club; and West Wimbledon Bowling Club.
- There is a relatively good coverage of bowling greens across four of the five sub areas. Only Morden does not have a bowling green at this time,
- Most bowling clubs are well provisioned and are supported by volunteers to help with the maintenance of the facilities
- Five bowling greens are maintained by ID Verde and consultations show that clubs generally feel the level of maintenance is adequate for their needs.
- There are 9 clubs in the borough (each acting as the 'resident' on each of the 9 greens).
- Most clubs have between 25-35 members at present meaning there is an estimated 200-250 members in the borough. It should be noted that this relatively low figure is symptomatic of a wider national trend in bowls.
- Active Lives data indicates there is demand from around 653 players, which indicates there is a significant amount of latent demand in the borough.

Athletics key findings

- There is only one track located in the study area; the Wimbledon Park Stadium.
- The club consultations and input from England Athletics indicated general satisfaction with the quality of the facility.
- There are three England Athletics clubs in the borough, Wimbledon Windmillers, Morden Runners and Hercules Wimbledon.
- Two of these clubs use the track for a combined 10 hours per week (Morden Runners do not regularly use the track).
- It is estimated that the track is used for approximately 1,958 visits per month by the local community.
- The current needs analysis shows that there is no evidence of need for an additional track in Merton and the Wimbledon Park track could be used more at certain times.

Water sports key findings

- There is one water sports facility in Merton, based at Wimbledon Park.
- The facility was considered to be in adequate condition when visited by 4global's site inspector.
- The site is understood to be able to cater to the following activities: Sailing; Kayaking; Canoeing; Power Boating; and Paddle Sports (i.e. Paddle Boarding).
- There is a large market for 'occasional' water sports participation in Merton, with 17,139 residents in Merton reported to have undertaken a water sports activity at least once in the last year. However, only around 979 people in the borough were found to participate in water sports regularly (at least twice in the last 28 days).
- There is no evidence to suggest the need for any water sport facilities in Merton.

Section 4: Scenario testing and options appraisal

4 Scenario testing and options appraisal

- 4.1.1 The supply and demand analysis undertaken in each of the previous sections provides a clear view of the capacity for sports facilities across Merton, based on the existing supply of facilities and the demand for these facilities from residents, both now and in the future.
- 4.1.2 This data provides an accurate evidence base, on which future planning and investment decisions can be made, using the guidelines outlines in the 'Delivering the Strategy' chapter of the strategy.
- 4.1.3 To complement the analysis that has been undertaken in each of the sport specific sections, this chapter contains detailed further analysis on a small number of key scenarios, which have been identified by the project steering group throughout the development of the PPS.
- 4.1.4 For each of the scenarios identified below, a short summary is provided to explain why the scenario needs to be tested. Following this, a needs assessment for each of the relevant facility types is undertaken and explained.

4.2 Scenario 1: Loss of unsecured sites from supply

- 4.2.1 As identified through stakeholder consultation, ensuring all available sites also have security of tenure for current and future provision is vital for the sustainability and growth of pitch sports within Merton.

Football

- 4.2.2 Table 4.1 below shows the current and future positions for football carrying capacity if only secured sites were to be included in the analysis. It should be noted that all local authority owned and maintained pitches have been retained as part of the supply. This is because although the individual teams or clubs playing on the site may not have security of tenure, the sites are considered to have some security in terms of remaining available for hire and use.

Table 4.1: Position with only secured football supply

Sub area	Current Position					2035 Position (High)					2035 Position (Low)				
	Adult 11v11	Youth 11v11	Youth 9v9	Mini 7v7	Mini 5v5	Adult 11v11	Youth 11v11	Youth 9v9	Mini 7v7	Mini 5v5	Adult 11v11	Youth 11v11	Youth 9v9	Mini 7v7	Mini 5v5
Colliers Wood and South Wimbledon	0	0	0	0	4	-3.8	-2.5	-1.3	-1.1	3.7	-6	-4.2	-2	-1.6	3.8
Mitcham	-0.5	-3.5	-3	-2.5	-0.5	-2.8	-6.2	-3.9	-3.2	-0.7	-3.9	-7.8	-4	-3.3	-0.6
Morden	1.5	-5.5	-2	6	2.5	0.8	-6	-2.2	6.3	2.4	0.7	-5.9	-2	6.9	2.5
Raynes Park	1.5	-1.5	-7.5	-5.5	-3.5	-5.9	-9.2	-14.5	-	-6.7	-12.3	-16.1	-21	-14.2	-9.6
Wimbledon	-2	0	0	0	0	-3.9	-0.4	-0.4	-0.3	-0.1	-4.8	-0.2	-0.3	-0.2	0
Merton	0.5	-10.5	-12.5	-2	2.5	-15.6	-24.3	-22.3	-8.4	-1.4	-26.3	-34.2	-29.3	-12.4	-3.9

- 4.2.3 Table 4.1 shows that when only securely available supply is considered there is a significant reduction in the spare capacity in the borough (capacity tables are available in the needs assessment chapter tables 3.14 – 3.19).
- 4.2.4 Most critically, the sub area of Mitcham would be overplayed across all pitch types. Across the borough as a whole there would be a deficit of 23 match equivalents per week youth demand.
- 4.2.5 This position is exacerbated by the projected figures. In both the high and the low projections, all pitch types do not have sufficient capacity to meet the projected demand. This means that if all unsecured pitches were lost, there would not be sufficient capacity amongst the remaining pitches to cover the total pitch demand for football.
- 4.2.6 This represents a strong justification for protecting football pitches from being lost and shows a need to increase the number of secured pitches in the borough.

Cricket

- 4.2.7 The following table shows the position should all unsecured supply be removed from the cricket capacity calculations. Again, local authority sites where the pitch users may not have secured access to the site are retained as part of the capacity as these pitches are not considered to be at risk of loss from the pitch stock.

Table 4.2: Position with only secured cricket supply

Sub Area	Current Position	Future position (2035)	
		High	Low
Colliers Wood and South Wimbledon	-15	-161	-117
Mitcham	21	-13	13
Morden	-30	-60	-50
Raynes Park	-137	-215	-189
Wimbledon	-15	-159	-141
Merton	-176	-608	-484

- 4.2.8 The table above shows that if all unsecured capacity were to be removed from supply, cricket pitches in Merton would be significantly overplayed. When compared to table 4.16 in the needs assessment, the loss of unsecured sites from supply represents the loss of 144 matches of capacity from the borough. This represents the removal of the 4 unsecured, available grass pitches in the borough (see table 4.4).
- 4.2.9 The removal of these pitches also has a significant impact on the peak-time capacity of the borough. The removal of these pitches means the number of 'free-match slots' on Saturdays would be reduced to -0.5, meaning the borough would be being played to capacity on Saturdays and one team currently playing in the borough would be displaced.
- 4.2.10 If latent demand were to be realised then the shortfall increases to -5 on pitches (meaning 10 teams would be displaced). Pertinently, this would also reduce the free match slots on Sundays to 1.5, meaning there would only be 1 pitch available for use on half of all Sundays, and two pitches available for the other half. This would severely limit the places teams could

play and does not represent a satisfactory picture of supply as teams may have to travel across the borough to find an available pitch.

- 4.2.11 Discussions with the ECB and Surrey County Cricket Board indicate that the feeling amongst the cricket community in Merton is that there is a current shortfall of three pitches in the borough.

Hockey

- 4.2.12 The impact of removing all unsecured supply is already shown in the needs assessment in table 6.11. It shows a significant fall in capacity that would mean hockey could not function in its current way in Merton.

Rugby Union

4.2.13 The following table shows the position should all unsecured supply be removed from the rugby capacity calculations. Again, local authority sites where the pitch users may not have secured access to the site are retained as part of the capacity as these pitches are not considered to be at risk of loss from the pitch stock. Excluded from the supply is Raynes Park (due to the uncertainty over the ancillary facility) and Morden Recreation Ground (due to unsecured use of the changing facilities).

Table 4.3: Position with only secured rugby union supply

Sub Area	Current Balance			Projected Balance (low estimate)			Projected Balance (high estimate)		
	Training	Senior Match	Mini Match	Training	Senior Match	Mini Match	Training	Senior Match	Mini Match
Colliers Wood and South Wimbledon	2	-2	-2	0.75	-3	-2.5	-0.25	-4	-3
Mitcham	0	0	0	-1	-1.5	0	-2.25	-1	-0.5
Morden	-1.5	-1.5	0	-1.5	-1.5	0	-2	-1.75	0
Raynes Park	-7	1.125	-3.5	-11	-6.125	-3.75	-11.75	-6.625	-0.25
Wimbledon	0.5	-0.75	-5	0	-1	-5	-0.75	-1.5	-5.25
Merton	-6	-3.125	-10.5	-12.75	-13.125	-11.25	-17	-14.875	-9

4.2.14 When compared to table 5.14 in the needs assessment the table above shows that there is currently a reliance on unsecured pitches to keep senior match pitches and training facilities from operating at a net deficit across the borough.

4.2.15 In addition to the loss of unsecured capacity, the RFU has also requested that a scenario be modelled around the loss the WR22 status for the 3G pitch at Tooting and Mitcham Community Sports Club's be lost and therefore, no longer suitable for training. Currently Old Rutshilians RFC uses the pitch for a minimum 4 hours per week for training. If this were to take place on floodlit grass provision it would drive training capacity for the borough to around -8 match equivalent sessions per week.

4.3 Scenario 2: Increasing the rate of participation in pitch sports

4.3.1 As detailed in the needs assessment report, most national governing bodies have plans in place to increase the rate of participation in their sport. The following section models the impact of these organisations achieving their respective goals on the supply and demand of pitch provision in Merton based on the 2018 demand data presented in the needs assessment report.

Football

4.3.2 The FA has plans to increase the participation of females in Football by 11% by 2021. This is a significant figure nation-wide but in areas of potentially high demand, such as Merton, there is scope to increase this even further. The table below shows the impact of doubling the existing number of teams in Merton and how this might grow further using a team generation rate analysis (TGR).

Table 4.4: Projected growth if female football participation is doubled

Age Groups	Current no. of teams	Current population	Future population	Current TGR	Population Change	Projected team no. change	Projected number of teams
High							
Adult Football Women (16-45yrs)	4	46,415	51,842	11604	5,427	0.5	5
Youth Football Girls 11v11 (12-15yrs)	4	4,062	5,226	1016	1,164	1.1	5
Youth Football Girls 9v9 (10-11yrs)	2	2,371	2,740	1186	369	0.3	2
Low							
Adult Football Women (16-45yrs)	4	46,415	46,931	11604	516	0.0	4
Youth Football Girls 11v11 (12-15yrs)	4	4,062	4,751	1016	689	0.7	5
Youth Football Girls 9v9 (10-11yrs)	2	2,371	2,489	1186	118	0.1	2

4.3.3 Table 4.4 above shows that doubling the number of female teams would produce just two more female teams under a TGR analysis than the current picture as described in Scenario 1 above and the needs analysis. The impact of the doubling of female teams and its impact in the long term on grass pitch provision in Merton can therefore be said to be negligible given this projection.

Cricket

- 4.3.4 The ECB latest strategy, Inspired Generations, states a strong focus on growing female cricket.
- 4.3.5 Based on Consultation with the Surrey County Cricket Board, it has been possible to draw together the aspired picture of the female game in Merton by 2035;
- **Wimbledon CC:** 9 teams (7 girl's teams plus one women's section with two teams)
 - **Mitcham CC:** 5 teams (4 girl's teams plus one women's team)
 - **Old Rutshilians:** 6 teams (5 girl's teams and one women's)
 - **Old Wimbledonians CC:** 3 teams (3 girl's teams)
- 4.3.6 As part of the consultation the Surrey Cricket Board also reported that, in practice there are many factors in growing the female side of the game, such as personnel at the club driving this forward. In theory, it takes approximately 10 years to have a fully stocked girls dedicated section plus another three to five years to have a women's only section that is sustainable.
- 4.3.7 The summary of the above picture is that there will be a total of 19 girl's teams across a variety of age groups, and four women's teams in the borough by 2035. This represents a growth of 9 junior teams (almost double the current number) and three additional women's teams (quadruple the current number). This growth is estimated to produce a growth of demand of 72 junior matches and 30 senior matches per season, making a total of 102. The impact of this growth is shown below in table 4.5.

Table 4.5: Impact of targeted growth in female cricket on long term capacity projections.

Actual spare capacity	Total overplay	Current position	Unmet/ latent demand (including additional female teams)	Displaced demand	Future Demand		Future position	
					High	Low	High	Low
226	258	-32	302	66	166	42	-566	-442

- 4.3.8 Table 4.5 above shows that with the addition of the projected female cricket demand there is a substantial need for new cricket facilities to be added in the area.
- 4.3.9 Table 4.21 shows that cricket facilities are already badly overplayed in Merton and the additional demand brought by an increase in women's and girl's cricket will add to the current strain on facilities in the borough.
- 4.3.10 It should also be noted that women's cricket predominately takes place on a Sunday. Table 4.12 shows that 49% of all imported demand in the borough takes place on Sundays. This means that imported demand is potentially a limiting factor to the growth of female cricket In Merton.
- 4.3.11 As modelled in Scenario 1, should only secured site be retained in the cricket supply there would be very limited options in terms of sites to host this new demand.

Rugby

- 4.3.12 Similar to cricket and football, the RFU has ambitions to grow the female side of the game beyond the rate of population growth.
- 4.3.13 In consultation, the RFU has stated an ambition to increase the number of female teams by five, with two adult teams and three junior teams over the next few years, in Merton. This would take the total number of female rugby teams in Merton to 7, increased from the two senior women's teams that are currently operating.
- 4.3.14 The impact of this demand on the TGR estimates has been modelled below in table 4.6

Table 4.6: Impact of targeted growth in female rugby on long term projections

Age Group	Current No. of teams	Current population in age group	Future population	Current TGR	Population Change	Potential Change in Team no.	Total teams by 2035
High							
Senior Women (19-45yrs)	4	43,469	48,061	10867	4,592	0.4	4
Youth Girls (13-18yrs)	3	5,895	7,679	1965	1,784	0.9	4
Low							
Senior Women (19-45yrs)	4	43,469	43,491	10867	22	0.0	4
Youth Girls (13-18yrs)	3	5,895	6,984	1965	1,089	0.6	4

- 4.3.15 Table 4.6 shows that the increased growth in teams will not have a significant impact on the long-term demand modelled for the borough.
- 4.3.16 However, it should be noted that an increase in these teams would have an impact on Sunday, senior pitch capacity. As women's rugby typically happens on the Sunday, current spare peak-time capacity on a Sunday is just 2.25 pitches were week. If the growth were to be realised then Merton would be considered to be operating 'at capacity; on Sundays for senior pitches.
- 4.3.17 Given that the remaining available pitches are not likely to be located where the demand is necessarily to be generated, it is likely that the limited peak-time availability of pitches will limit female growth.
- 4.3.18 The loss of unsecured provision (as modelled in Scenario 1) would further exacerbate the situation and further limit the growth of female rugby in Merton.

Hockey

4.3.19 During consultation, England Hockey has reported dramatic growth in demand across south London clubs. According to England Hockey's official affiliated membership numbers, increases in membership are as follows:

- Berrylands HC: 14%
- Merton HC: 48%
- Wimbledon HC: 22% (including 137 new junior members)

4.3.20 Across all membership, the above growth represents a growth of 22%. This increase in demand is modelled in the table below.

Table 4.7: Growth in hockey demand applied to capacity

	Supply (hours)			Demand (Hours required – for training and matches)			Balance (hours)		
	Midweek	Sat	Sun	Midweek	Sat	Sun	Midweek	Sat	Sun
Needs Assessment Total (including Raynes Park High School Pitch)	55	34	34	39	28.5	15.75	16	5.5	18.25
Increase in demand of 22%	-	-	-	47.5	35	19	7.5	-1	15

4.3.21 In addition, large clubs from neighbouring boroughs have also increased their membership dramatically. Similar to cricket, a lack of facilities in neighbouring boroughs is expected to mean that additional capacity is sort on pitches in Merton as imported demand. An indication of this growth is provided below:

- Clapham Common HC: 17%
- London Wayfarers: 41% (including 362 new juniors)
- Spencer HC: 11.5% (including 44 new juniors)

4.3.22 The growth in junior hockey alone across the six clubs featured above is 571 new players from the 2018 affiliation.

4.3.23 Consultation with England Hockey indicates that Merton is seen as an attractive area for the clubs listed above and that these clubs are likely to seek capacity in Merton to accommodate their members.

4.3.24 Furthermore, England Hockey have reported that the establishment of a dedicated 'home' ground for Wimbledon Hockey Club has been instrumental in facilitating its growth. England Hockey are keen that such growth is not stifled by a lack of facilities in the borough.

4.3.25 Considering the above, it is therefore recommended that England Hockey works with the council to identify potential sites for additional hockey facilities in the near future to meet the rapid growth in hockey demand in Merton based clubs and to limit the impact of the rapid growth of neighbouring clubs too.

4.4 Scenario 3: Adding new facilities

4.4.1 This section will model the impact of adding new facilities to the pitch stock in Merton.

Football

4.4.2 During the last decade, 3G AGPs have played an increasing role within the national game. They are regarded by the Football Association (FA) and Football Foundation (FF) as the optimum facility for training by clubs.

4.4.3 As a rough indicator of the requirement for 3G AGPs within a given borough, the FF has used a measure of 1:38 teams. This accounts for the number of available slots per week on an AGP, minus 4 hours for informal or casual small-sided demand.

4.4.4 In the FA's most recent affiliated team numbers, the number of teams in Merton has increased from 149 to 233. Using the 1:38 ratio, this indicates a need for 6.1 full sized 3G AGPs in the borough. Given the borough has just two full-sized flood lit AGPs, the updated shortfall in supply is now considered to be 4.1. Taking into account small sided AGPs, this decreases to 2.7. These figures can be rounded to a shortfall of full-sized 3G AGPs in Merton equivalent to 3 or 4 pitches, depending on whether small sided provision is considered to contribute toward supply in this matter.

4.4.5 In recent seasons, 3G AGPs have also become more popular for competitive matches. With this in mind, before developing the recommendations and action plan for this PPS, a key scenario has been looked at to help with understanding what demand there may be for full size floodlit 3G AGPs in Merton, if increased amounts of play were to take place on them.

4.4.6 In line with national priorities, to get more young people playing football on 3G AGP's this scenario considers the likely total demand if all youth 9v9 and mini demand that is currently being played during the period of peak demand is moved from grass pitches to 3G AGP.

4.4.7 While it is understood that in practice it is unlikely that 100% of demand will transfer for these age groups, it provides a valuable assessment of the potential impact on pitch capacity, if the FA and FF are successful in changing player and coach behaviour and moving clubs from natural grass to 3G AGP provision.

4.4.8 Table 4.8 takes information from the assessment stage of this PPS to present the number of youth 9v9 and mini teams playing on natural grass pitches during the relevant peak periods. This then calculates an estimated number of matches at peak time and associated 3G AGP requirement.

Table 4.8: Number of 3G AGP's that would be required to meet demand if all mini and youth 9v9 match play was moved to AGP (using 2019 data)

Format	Number of Teams: (x)	Number of matches at peak-time: (y)= x/2	3G Units per Match: (z)	Total Units required formats: (A)= (y)*(z)	3G Pitches Required: B= (A)/64
5v5	14	7	4	28	0.44
7v7	24	12	8	96	1.5
9v9	32	16	10	160	2.5
					4.44

- 4.4.9 Table 4.8 illustrates that if all mini and junior (7v7 and 9v9) football match play is to be moved to 3G AGP, then there is a need for five (rounded from 4.4) full sized facilities in order to meet demand. Given the existing provision of two full sized 3G AGP that is available to the community, a further 3 full sized facilities are required in order to meet demand.
- 4.4.10 When considered together there is a consistent need demonstrated for between three and five 3G AGPs to be added to the borough to meet current demand.

Cricket

- 4.4.11 As stated above, consultations with cricket organisations in Merton indicate there is a short fall of around 3 pitches in the borough.
- 4.4.12 At the request of the ECB, this section models an additional pitch 8 wicket natural turf square at Farm Road and an NTP at John Innes Recreation Ground (home to Merton CC).
- 4.4.13 John Innes Recreation Ground is located in the Colliers Wood and South Wimbledon sub area which is currently under capacity by 9 match equivalents per year (see table 4.16 of the needs assessment). The site itself, however, is overplayed by 1 match equivalent per year (see 4.14).
- 4.4.14 An additional NTP is estimated to add a further 60 match equivalents to the site which would exceed current overplay. It should be noted that not all matches could be played on the NTP as leagues require some matches to be played on fine turf wickets. An NTP on this site would produce enough capacity to allow a junior section to develop of the site without damaging the square due to overplay. It is estimated that overall, an NTP would reduce overplay across the borough by around 20-30 match equivalents per year.
- 4.4.15 Farm Road is located in Morden and currently hosts a single youth 9v9 football pitch. The sub area is overplayed by 30 cricket matches per season and has a deficit of pitches on Saturdays (see table 4.16 and 4.17 in the needs assessment). Adding an 8 wicket fine turf square would add 40 match equivalents of supply to the sub area add increase match slots by 1.0 (without impacting on football supply). The ECB have also indicated adding an NTP to this square. This would add a further 60 matches per season of capacity but would principally be used for any matches and training. This would be a significant improvement to the sub area and the borough as a whole. It should be noted that this discussion would require discussion with the land owner, the Football Foundation and Surrey County Football Association.
- 4.4.16 Joseph Hood Recreation Ground is located in Raynes Park. The ECB is considering adding a further square to the site. The square would consist of 8 fine turf pitches and an additional NTP. This would add 40 matches of capacity on fine turf and 60 on the NTP. The Raynes Park sub area is currently over played by 17 matches per season (see table 4.16 in the needs assessment document). Adding 40 matches of additional capacity to the Joseph Hood Recreation Ground site would, when measured against current demand, lift the sub area out of 'overplay'.

4.5 Scenario 4: Impact of AFC Wimbledon returning to the borough

- 4.5.1 AFC Wimbledon are a professional football club. The club was formed as a 'phoenix club' following folding of Wimbledon FC. Wimbledon FC used to be based in Wimbledon at Plough Lane Stadium, but relocated to Milton Keynes and became MK Dons FC.
- 4.5.2 Since it was formed in 2002, AFC Wimbledon has been based at Kings Meadow Stadium in Kingston upon Thames. Here the club has sizable community programmes and activity spread across the borough.
- 4.5.3 In 2019 work began on building a new stadium for AFC Wimbledon on Plough Lane, Wimbledon. The new stadium marks the return of the club back in Merton. The stadium is projected to be completed during the 2020 but the precise completion and formal move date is unknown.
- 4.5.4 The return of the club has potential implications for playing pitches in the borough. At present the club runs a sizable academy and community programme in Kingston upon Thames. This has been reported to have had a significant impact on the availability of playing pitches in the borough, not just for football but for cricket also.
- 4.5.5 As a result, there has been some concern presented by the ECB that Wimbledon's return to Plough Lane may result in the transfer or replication of AFC Wimbledon's community activity in Kingston-upon-Thames in Merton also. With an already stretched cricket pitch stock in the borough, the concern is that this would create difficulty for cricket clubs to access facilities as they currently do.
- 4.5.6 The council has been meeting with AFC Wimbledon regularly as part of its planned move back to the borough. The club has also shown an interest in MUGA's at Haydon's Road Recreation Ground and Phipps Bridge. It should be noted that Haydon's Road Recreation Ground is an important site for cricket and must be retained for cricket with at least its current level of access into the future (see below).
- 4.5.7 The current planned usage of facilities in Merton for the 2019/20 season as reported by AFC Wimbledon is presented in Table 4.9 below.

Table 4.9: AFC Wimbledon’s planned use of Merton based facilities for the 2019/20 season

Activity	Site Name	Grass pitch sessions					Total Grass Pitches Sessions	AGP pitch sessions		Total AGP sessions	Total Demand in Pitch Sessions
		Adult 11v11	Youth 11v11	Youth 9v9	Mini 7v7	Mini 5v5		Full sized AGP	Small Sided AGPs		
AFC Wimbledon – Foundation	Wimbledon Park				2x Sat AM	8 pitch sessions: 3x Wed PM 5x Sat PM	10 pitch sessions: 2x Mini 7v7 8x Mini 5v5				10 pitch sessions: 10x Grass
	Tooting and Mitcham Community Sports Hub			1x Thurs PM			1 pitch session: 1x Youth 9v9	1x Fri eve	1x Wed PM	2 pitch sessions: 1x Full Size 1x Small	3 pitch sessions: 1x Grass 2x AGP
AFC Wimbledon – Women’s & Girls	Kings College School Sports Ground (plus various other sites outside of the borough)	2x Sun PM	1x Sun AM	2x Sun AM	2x Sun AM	2x Sun AM	9 pitch sessions: 2x Adult 11v11 1x Youth 11v11 2x Youth 9v9 2x Mini 7v7 2x Mini 5v5	5 pitch sessions: 1x Mon eve 1x Tues eve 1x Wed eve 1x Thurs eve 1x Fri eve	5 pitch sessions: 1x Mon eve 1x Tues eve 1x Wed eve 1x Thurs eve 1x Fri eve	10 pitch sessions in total: 5x Full Size 5x Small	19 pitch sessions: 9x Grass 10x AGP
AFC Wimbledon – Academy	Kings College School Sports Ground	6 pitch sessions: 1x Mon eve 1x Tues eve 1x Wed eve 1x Thurs eve 2x Fri AM	2x Sun AM	2x Sun AM	1x Sun AM		11 pitch sessions: 6x Adult 11v11 2x Youth 11v11 2x Youth 9v9 1x Mini 7v7	7 pitch sessions: 1x Mon eve 1x Tues eve 1x Wed eve 1x Thurs eve 1x Fri eve 1x Sat AM 1x Sun AM		7 pitch sessions: 7x Full Size	18 pitch sessions: 11x Grass 7x AGP
Total Demand (in pitch sessions)		8 pitch sessions: 1x Mon eve 1x Tues eve 1x Wed eve 1x Thurs eve 2x Fri AM 2x Sun PM	3 pitch sessions: 3x Sun AM	5 pitch sessions: 1x Thurs PM 4x Sun AM	5 pitch sessions: 2x Sat AM 3x Sun AM	10 pitch sessions: 3x Wed PM 5x Sat PM 2x Sun AM	31 pitch sessions in total: 1x Mon eve 1x Tues eve 2x Wed eve 3x Wed PM 1x Wed eve 1x Thurs PM 1x Thurs eve 2x Fri AM 2x Sat AM 5x Sat PM 12x Sun AM 2x Sun PM	13 pitch sessions: 2x Mon eve 2x Tues eve 2x Wed eve 2x Thurs eve 3x Fri eve 1x Sat AM 1x Sun AM	6 pitch sessions: 1x Mon eve 1x Tues eve 1x Wed PM 1x Wed eve 1x Thurs eve 1x Fri eve	19 pitch sessions in total: 3x Mon eve 3x Tues eve 1x Wed PM 1x Wed eve 3x Wed eve 3x Thurs eve 4x Fri eve 1x Sat AM 1x Sun AM	50 pitch sessions in total: 4x Mon eve 4x Tues eve 4x Wed PM 4x Wed eve 1x Thurs PM 4x Thurs eve 2x Fri AM 4x Friday eve 3x Sat AM 5x Sat PM 13x Sun AM 2x Sun PM

- 4.5.8 Table 4.9 shows that AFC Wimbledon will have a significant amount of demand on above the AGP and grass pitch provision within the borough in the coming season.
- 4.5.9 If each training session is considered to be equivalent to 0.5 match equivalents then table 4.9 indicates that AFC Wimbledon will place 15.5 match equivalents of demand on grass pitches within the borough.
- 4.5.10 The site where the majority of AFC Wimbledon's grass pitch demand takes place at Kings College School Sports Ground. If all of the women's and girl's activity is assigned to Kings College School Sports Ground (the club reported using various sites for this activity most not in Merton) then 20 sessions of the 31 grass pitch sessions would be assigned to this site. This would be equivalent to 10 match equivalents of demand per week across various pitch types. The needs assessment report records 15 spare match equivalents of capacity and no community demand taking place on the site during the 2017/18 season. Therefore, the site is estimated to have sufficient spare capacity to meet the demand generated by AFC Wimbledon's activity and the activity on this site is not expected to have a significant impact on the supply and demand balance for football pitches in the borough.
- 4.5.11 AFC Wimbledon Foundation's activity at Wimbledon Park is also not expected to create a significant issue in terms of supply and demand balance within the borough. The needs assessment report records no formal pitches on site. However, the activity based here is Mini Soccer (both 7v7 and 5v5v) which can take place on playing pitch space coned out by users and with temporary goals assembled on site. Merton should ensure that AFC Wimbledon are paying an appropriate fee for the use of this site for their activity (subject to negotiation between the two parties).
- 4.5.12 The foundation only has one further grass pitch booking in Merton based at Tooting and Mitcham Community Sports Hub. The needs assessment report describes the site as being five match equivalents over capacity at present. With the addition of one match slot to the site this would increase to 5.5. As the site, or the activity is not within the control of any member of the Merton PPS Steering Committee, it is not possible to recommend that this activity be designated elsewhere. Therefore, it is recommended that the situation is monitored and that Tooting and Mitcham Community Sports Club are made aware of the potential risks of overplaying their grass pitches; i.e. that overplay can cause long lasting damage to pitches and reduce the quality and number of sessions the pitch may be usable for.
- 4.5.13 AFC Wimbledon's activity also demands 19 sessions on AGPs based within the borough. 17 of the 19 AGP sessions recorded by AFC Wimbledon take place at Kings College School Sports Ground. The needs assessment records the site has two AGPs which are used for a significant amount by Merton Hockey Club and Wimbledon Hockey Club. Table 4.9 shows that AFC Wimbledon's activity is expected to occupy 10 full-sized slots during mid-week evenings. The table also reports two full-size pitch slots on Saturday and Sunday mornings, peak-times for competitive hockey matches. This reinforces the findings from the consultations with England Hockey that there is need for further Hockey AGPs in Merton to ensure clubs have access to enough training capacity to meet current and future demand.

There is also a small amount of demand placed on the Tooting and Mitcham Community Sports Hub on a Wednesday and Friday. This demand is not expected to have a substantial impact on the availability of the site or the need for further 3G AGPs above the figures stated above in this report.

Section 5: Strategic recommendations and action plan

5 Strategic recommendations and action plan

- 5.1.1 To facilitate the development of sport and physical activity across Merton, it is advised that the Steering Group, set up as part of the PPS project, continues to work together to deliver the recommendations defined as part of this strategy.
- 5.1.2 This section of the report provides a set of strategic recommendations, to guide future governance and investment into pitch sport provision across the study area.

5.2 Strategic recommendations

- 5.2.1 This section brings together the complete evidence base and analysis that has been developed as part of the PPS and provides a clear strategy for the future delivery of sports provision in Merton.
- 5.2.2 At a strategic level, the following key recommendations have been identified for each of the sport typologies, as well as for general sports provision.

General recommendations

- **Recommendation G0:** Protect all playing fields (as defined in the NPPF) in the borough. This study does not support the disposal of any dormant or currently disused playing fields (unless otherwise stated) without a full investigation into the possibility of the site being provided and delivered for sporting activity. This includes, but is not limited to:
 - The former Natwest site (Turle Road, Streatham SW16 5QN)
- **Recommendation G1:** The council's draft Local Plan Site Allocations include the following former playing fields:
 - Site Mi14 - United Westminster Schools Sport Ground (Tamworth Lane Mitcham CR4 1DH) and
 - Site RP6 - Land at the former LESSA Sports Ground (Grand Drive, Raynes Park SW20 9EB).

This PPS indicates that these sites should be bought back into use (if viable) to meet current sporting needs and future demands. These sites should be subject to thorough investigation by the steering group and the landowners, to understand whether a club or community group would be able to purchase and viably deliver part, or all of the site, for sporting use. This investigation is subject to a time limit of no more than 6 months from the date this PPS is adopted by the council. Should the site not be delivered for sporting use, a Section 106 financial contribution will need to be agreed as part of any development on the sites, to reinvest in other sport facilities in the borough.

- **Recommendation G2:** The council's draft Local Plan Site Allocations include the following playing field site:
 - Site Mo3 - Imperial Sports Ground (Tooting and Mitcham Hub Morden, SM4 6BF).

Part of this site has been identified for residential development to provide capital funding for the community sports development on the rest of the site. A Section 106 financial contribution will need to be agreed as part of any future development on this site, to ensure investment into the sporting facilities on the wider site.

- **Recommendation G3:** The Steering Group is to encourage sports clubs in the borough to utilise the existing volunteer network across Merton in allowing those organisations that have adequate governance and financial stability to develop facilities and improve participation.
- **Recommendation G4:** The Steering Group is to work collaboratively to address the issue of poor ancillary and changing pavilion quality through the refurbishment and replacement of existing ancillary facilities, prioritising those on multi-pitch sites that are currently well used. Where appropriate, the use of better security systems should be investigated to mitigate anti-social behaviour. Utilise the action plan to identify specific sites for development.
- **Recommendation G5:** The Steering Group is to work collaboratively to improve the drainage and maintenance of pitches, particularly those that are currently operating over-capacity or have a poor rating, to increase the pitch capacity to accommodate demand of current user clubs, especially on council-maintained pitches. Utilise the action plan to identify specific sites for development.
- **Recommendation G6:** The Steering Group is to work collaboratively with clubs based at council owned sites, to establish long-term security use agreements. This will enable clubs and participants to have security of tenure allowing them to grow and develop through grant funding and wider investment.
- **Recommendation G7:** The Steering Group is to encourage educational establishments that provide playing pitches for use by local community teams, through artificial provision, to secure formal community use of pitches and ancillary facilities through a Community Use Agreement (CUA). Where a CUA currently exists, the Steering Group should work with education

establishments and users to ensure that requirements for community use are enforced.

Football

- **Recommendation F1:** The Steering Group is to encourage improved maintenance on all grass football pitches, particularly those identified as having a poor rating and encourage the development of 3G AGP provision, to ensure there is spare capacity for football over the lifetime of the strategy.
- **Recommendation F2:** The Steering Group is to encourage sites that have community use available to also have security of tenure, to protect the future provision of football, allowing clubs based on council sites to apply for grants and investments from various governing bodies.
- **Recommendation F3:** The Steering Group will support the FA in encouraging the provision of mobile goal posts on sites where there is spare capacity of adult pitches, to meet youth 11v11 and youth 9v9 pitch demand through having appropriate sized goals and pitches for these age-groups.
- **Recommendation F4:** Merton currently has very little available AGP community provision within the borough, with an estimated current shortfall of between three to five pitches. The Steering Group will support the FA in investigating the following sites, which have been identified as potential new AGP sites in Merton (subject to cross-sport impact assessment):
 - one or two full-sized, floodlit 3G AGP at Commons Extension
 - one full-sized, floodlit 3G AGP at Joseph Hood Recreation Ground
 - one full-sized, floodlit 3G AGP at Three Kings Piece

Cricket

- **Recommendation C1:** The Steering Group will support the South West London Alliance in efforts to “re-align” how pitches are assigned to clubs on Saturday afternoons, Sunday mornings and specific mid-week slots. This issue cannot be solved by this study due to its limited scope, but it is clear that an intervention is required to re-think how pitches are aligned to clubs across the south-west region of London (and its neighbouring areas e.g. Elmbridge).
- **Recommendation C2:** The Steering Group will work with the ECB in identifying a minimum of 3 additional pitches to meet the growing cricket

demand in Merton. An investigation led by the ECB will identify potential sites that should be considered under a more detailed feasibility assessment. If projects are considered feasible, the Steering Group will support the ECB and other funding partners including the Surrey County Cricket Board in securing the necessary funding to bring forward these sites. The following sites have been identified for potential investigation:

- Farm Road, Morden (SM4 5RA) (An ECB Feasibility Study recommends a substantial scheme – dependent on funding decisions)
 - Joseph Hood Recreation Ground, Martin Way, Raynes Park (SW20 9BA) (Feasibility study required for the addition of a 2nd square)
 - Messines Playing Field x2, Grand Drive, Raynes Park (SW20 9HA)
 - Former United Westminster City Schools site, Tamworth Lane, Mitcham (CR4 1DD)
 - The former NatWest site, Turle Road, Streatham (SW16 5QN)
 - Wimbledon RFC, Barham Road, West Wimbledon (SW20 0ET)
 - Former LESSA Sports Ground, Meadow View Road, Raynes Park (SW20 9EB)
- **Recommendation C3:** The Steering Group will support the ECB in working with key stakeholders to identify funding sources for investment in non-turf pitch provision, to meet the growing demand for informal cricket and service clubs with training and match play facilities. The following sites have all been provisionally allocated as London Cricket Trust sites for new non-turf provision; allocated as London Cricket Trust sites for new non-turf provision;
 - Abbey Recreation Ground, Morden Road, South Wimbledon (SW19 3BP)
 - Cottenham Park, Melbury Gardens, Raynes Park (SW20 0DH)
 - Dundonald Recreation Ground, Dundonald Road, Wimbledon (SW19 3QH)
 - John Innes Recreation Ground, Cannon Hill Lane, Raynes Park (SW20 9EP)
 - Joseph Hood Recreation Ground, Martin Way, Raynes Park (SW20 9BA)
 - Haydon's Road Recreation Ground, Haydon's Road, South Wimbledon (SW19 1AW)

Rugby

- **Recommendation R1:** The Steering group will support the RFU to work with clubs to increase security of tenure on home sites.
- **Recommendation R2:** The Steering Group will support the increase of availability and access to WR22 provision in Merton to decrease the demand on training and match pitches. This includes supporting Wimbledon RFC's work to develop a WR22 compliant pitch and encouraging Tooting and

Mitcham Community Sports Club to have their surface re-tested as a WR22 compliant pitch.

- **Recommendation R3:** The Steering Group will support the RFU in continual monitoring of the growth of women's and girls' rugby to ensure there is sufficient capacity to allow clubs to develop these sections.
- **Recommendation R4:** The Steering Group will support the RFU to work with clubs to upgrade facilities to ensure they are appropriate for hosting matches for both genders at the same time.
- **Recommendation R5:** The Steering Group will support the RFU with plans to install permanent or demountable floodlighting to increase training capacity on sites in the borough.

Hockey

- **Recommendation H1:** The Steering Group will support EH in ensuring long term community use agreements are in place, especially at educational sites, to further develop hockey within the area. This will allow for allow for great club growth and facility development.
- **Recommendation H2:** The Steering Group will support EH in safeguarding sand based AGP provision for future use.
- **Recommendation H3:** The Steering Group will work collaboratively and in partnership with the community and all stakeholders to identify potential sites for a new hockey pitch in the borough.
- **Recommendation H4:** The Steering Group will support EH to work with Wimbledon Hockey club to ensure displaced demand is minimised.

Tennis

- **Recommendation T1:** The Steering Group will support the LTA with plans to invest in further local authority facilities, focussing on poor quality facilities

that service the borough. Specifically, the LTA has reported prioritising the following sites for future investment;

- Wimbledon Park, Home Park Road, Wimbledon Park (SW19 7HR)
 - Cottenham Park, Melbury Gardens, Raynes Park (SW20 0DH)
 - Tamworth Farm Recreation Ground, London Road, Mitcham (CR4 3LB)
 - Sir Joseph Hood Memorial Ground, Marina Avenue, New Malden (KT3 6NE)
 - Dundonald Recreation Ground, Dundonald Road, Wimbledon (SW19 3QH)
 - Joseph Hood Recreation Ground, Martin Way, Raynes Park (SW20 9BA)
 - John Innes Recreation Ground, Cannon Hill Lane, Raynes Park (SW20 9EP)
-
- **Recommendation T2:** The Steering Group will support the LTA in working with the All England Lawn Tennis Club to identify the All England Lawn Tennis Club site as an 'international sports venue'.

Bowls

- **Recommendation B1:** The Steering Group will support Bowls England to work with the bowls clubs to promote the presence of bowls in the borough through signage and other elements

- **Recommendation B2:** The Steering Group will support Bowls England in plans to continually monitor the quality of surface provided by council contractors to ensure the good quality service provided is maintained.

Athletics

- **Recommendation A1:** The Steering Group will support England Athletics in protecting the existing synthetic athletics facility at Wimbledon Park and continue to work with the resident clubs to increase usage throughout peak and off-peak times.

- **Recommendation A2:** The Steering Group will support England Athletics in promoting the usage of the track by community clubs and individuals living within the catchment area of the facility.

Water Sports

- **Recommendation W1:** The Steering Group will support the protection of the existing facility at Wimbledon Park and the promotion of the facility to the local market.

5.3 Action Plan

- 5.3.1 Through a detailed supply and demand analysis of the sports included in the scope of the strategy, as well as stakeholder consultations across the study area, an Action Plan has been created, which will guide the steering group in their delivery of sports provision and facility decisions over the next 10 years. The Action Plan is broken down by site with clear owners, timescales and expected resources. This is shown Table 5.1.
- 5.3.2 The table identifies potential sources of external funding. It should be noted that funding for the actions below could come from one, or a combination, of funding sources shown below. This is not an exhaustive list and could be extended to other sources, depending on availability.
- Community Infrastructure Levy (CIL)
 - Section 106 funding
 - Community Grant Schemes
- 5.3.3 The Action Plan does not identify all those clubs that may be partners or provide resources in relation to its delivery. It is assumed that where clubs have a long-standing interest in a specific site that they will be a partner in delivering the actions and contribute financially or in-kind where appropriate.
- 5.3.4 The Action Plan does not identify the council as a key resource either in terms of officer time or finance, except for those sites owned and/or managed by the council. However, the council has an interest in all those projects delivered within the local authority area and may contribute towards them either financially or in-kind, as appropriate and subject to available resources. It should be noted that not all sites have actions allocated to them, as it is unrealistic to expect funding partners to contribute to improvements at all facilities across a local authority.

Action plan terminology

- Issue/ opportunity: The issue or opportunity that can be addressed
 - Key Actions: Numbering indicates order of preference
 - Partners: Top listed partner is identified as lead partner
 - Resources: Key resource implications (time and money)
 - Timescale: Short: 0–2 yrs. Medium: 2-5 yrs. Long 5-10 yrs.
 - Priority: Low, Medium and High, depending on overall impact for sports participation
- 5.3.5 All costs are estimated, based on 4global desktop research and consultation with industry experts. These are not based on firm pricing or quotes from reputable contractors, unless stated otherwise.

- 5.3.6 All maintenance costs represent the full cost for maintaining the pitches. They do not, therefore, reflect any maintenance that is currently being undertaken at the site and the cost incurred for these services. In reality, the cost for additional maintenance would be reflected by an increase of the current maintenance cost, rather than the full price stated as part of this Action Plan.
- 5.3.7 There is not unlimited funding to invest in sports facilities, for any of the identified partners. As a result, actions have been prioritised on sites that are currently either not fit-for-purpose, showing a deficit of provision, or those that represent a viable investment opportunity that will significantly increase the quality, quantity or accessibility of sports provision in Merton.
- 5.3.8 Any stakeholders/ partners identified with the Action Plan below are included as key organisations involved in or assisting with the delivery of the action. Having an organisation stated as being a 'stakeholder/ partner' for an action does not necessarily commit them to contributing financially toward the project. The decision of funding a project will be subject to negotiation between the stakeholders/ partners and will be dependent on the priorities and policies of the organisations involved.
- 5.3.9 To provide the council and Steering Group with a clear identification of 'strategic' investment priorities across the study area, high profile strategic investment projects have been identified overleaf with an asterisk in the 'Action ID Ref' column. These projects are likely to be limited in number due to their size but will deliver a significant level of benefit for grass-roots sport and physical activity. These projects are likely to cost approximately £250,000 or more and will include a number of different stakeholders and funding partners.

Table 5.1: Merton PPS Action Plan

Site Name	Subarea	Action ID/Ref	Issue / opportunity	Key Action(s)	Stakeholders /Partners	Indicative Resources/ Costs	Timing	Priority
Abbey Recreation Ground	Colliers Wood and South Wimbledon	Cricket - Enhance	Site is over capacity. The site has been provisionally allocated as a London Cricket Trust site for NTP investment.	Investigate adding an NTP to the site for offset some match play from the fine turf wickets	LBM, ECB, SCCB	£10,000	Short	Medium
All England Club Community Sports Ground	Raynes Park	Rugby / Football - Provide	There is a lack of winter sport pitches in the area, especially with the loss of Blagdons Sports Ground from community use	Add a winter sports pitch to site allocated on the AELTC plans for the site with the necessary facilities to make the site community accessible.	AELTC, LBM, SCFA, RFU	Officer time and between £0-£240,000	Medium	Medium
All England Lawn Tennis and Croquet Club	Wimbledon	Tennis - Protect	Site is designated as 'open space' which is inappropriate for the venue	Update to 'international sporting venue'	LBM, AELTC	Officer Time	Short	Medium
Archbishop Tenison Sports Ground	Raynes Park	* Football - Enhance	Poor quality ancillary facility with a leaking roof and inadequate DDA and multiple gender changing.	Assess the ancillary with a view to refurbishing or replacing the facilities and providing adequate WC and changing facilities.	Old Tenisonians, SCFA, ECB, LBM	£100,000-£250,000	Short	High
		Football - Enhance	Youth 11v11 matches taking place on adult pitches	Add mobile youth 11v11 goal posts to the site	Old Tenisonians, SCFA, LBM	£3,000	Short	Medium

Site Name	Subarea	Action ID/Ref	Issue / opportunity	Key Action(s)	Stakeholders /Partners	Indicative Resources/ Costs	Timing	Priority
Colliers Wood Recreation Ground	Colliers Wood and South Wimbledon	Tennis - Enhance	The site has been identified as having poor quality tennis courts	Resurface the courts	LBM, LTA	£20,000	Short	Medium
		Football - Enhance	The site has inadequate parking facilities	Increase parking capacity on site by negotiating an agreement between the neighbouring Singlegate Primary School and local football clubs	LBM, SCFA	Officer Time	Medium	Low
Commons Extension	Wimbledon	Football - Enhance	Lack of parking capacity on site	Increase parking capacity on site	LBM, FF, the Royal Borough of Kingston-upon-Thames	£50,000	Medium	Medium
		Football - Enhance	Match cancellations due to poor drainage on site	Improved maintenance on site	LBM, FF, SCFA	£70,000	Short	Medium
		* Football - Provide	Lack of 3G facilities in the area	Investigate the opportunity of adding one or two full-sized 3G AGPs to this site	FF, LBM, SCFA	Up to £1,850,000	Short	High
		Football – Enhance	Ancillary facility in need of refurbishment	Refurbish changing rooms	FF, LBM, SCFA	Up to £10,000	Short	Medium
Cottenham Park	Raynes Park	Cricket - Enhance	Poor quality ancillary facility without showers or washing facilities and	Assess the ancillary with a view to refurbishing or replacing the facilities and	LBM, ECB, SCCB	£135,000	Short	Medium

Site Name	Subarea	Action ID/Ref	Issue / opportunity	Key Action(s)	Stakeholders /Partners	Indicative Resources/ Costs	Timing	Priority
			inadequate storage to allow multiple site users to happily co-exist	providing adequate WC, showering and changing facilities plus enhancing storage.				
		Cricket - Enhance	The site has been provisionally allocated as a London Cricket Trust site for NTP investment.	Explore the opportunity of adding an NTP on site to help off-set demand on the fine turf wickets	LBM, ECB, SCCB	Officer Time (£10,000 to add NTP)	Short	Medium
		* Tennis - Enhance	Poor quality surface and lack of floodlighting	Resurface / repair areas of isolated root damage, & floodlight courts. Provide gate access (weld mesh fencing in good condition)	LTA, LBM	£300,000	Short	High
Dundonald Recreation Ground	Wimbledon	Cricket & Football - Enhance	Ancillary facility is in a condition that does not meet the expectations of users	Refurbish ancillary facility	ECB, SCFA, SCCB, LBM	£60,000	Short	Medium
		Cricket - Enhance	The site has been provisionally allocated as a London Cricket Trust site for NTP investment.	Explore the opportunity of adding an NTP on site to help off-set demand on the fine turf wickets	LBM, Merton CC, ECB, SCCB	Officer Time (£10,000 to add NTP)	Short	Medium
		Cricket - Enhance	Outfield is of poor quality	Work with Idverde to identify and carryout improvement interventions	ECB, SCCB, IOG, LBM	£20,000	Short	Medium

Site Name	Subarea	Action ID/Ref	Issue / opportunity	Key Action(s)	Stakeholders /Partners	Indicative Resources/ Costs	Timing	Priority
		Tennis - Enhance	Surface identified as requiring resurfacing	Resurface the courts and provide gated access	LTA, LBM	£70,000	Medium	Medium
Farm Road	Morden	Football - Enhance	Football pitch is considered to be of poor quality	Improved pitch drainage is required at this site in addition to enhanced maintenance.	LBM, SCFA	£10,000	Short	Low
		* Cricket - Provide	Lack of pitches across the borough to meet demand	Look to progress cricket pitch installation at this site including new drainage scheme for outfield / football pitches.	ECB, SCFA, and Tooting and Mitcham Community Centre	£300,000	Short	Medium
Harris Academy Merton	Mitcham	Hockey - Enhance & Protect	AGP surface reported to be of insufficient quality for hockey use	Replace the AGP surface with another Hockey appropriate surface and negotiate security of access for community hockey clubs to boost secured capacity within the borough	EH, Harris Academy Trust	£150,000 - £250,000	Short	Medium
Harris Academy Morden	Morden	Hockey - Enhance & Protect	AGP surface reported to be of insufficient quality for hockey use	Replace the AGP surface with another Hockey appropriate surface and negotiate security of access for community hockey clubs to boost secured	EH, Harris Academy Trust	£150,000 - £250,000	Short	High

Site Name	Subarea	Action ID/Ref	Issue / opportunity	Key Action(s)	Stakeholders /Partners	Indicative Resources/ Costs	Timing	Priority
				capacity within the borough				
Haydon's Road Recreation Ground	Colliers Wood and South Wimbledon	Cricket - Enhance	The site is very close to being overplayed. The site has been provisionally allocated as a London Cricket Trust site for NTP investment.	Add an NTP on site to help off-set demand on the fine turf wickets	ECB, LBM, SCCB	£10,000	Short	Low
		Cricket & Tennis - Enhance	The site's ancillary facilities are considered to be in a poor condition and require refurbishment	Assess the ancillary with a view to refurbishing or replacing the facilities and providing adequate WC and changing facilities.	ECB, LTA, LBM	Officer Time (£10,000-250,000 depending on the works required)	Medium	Medium
		Tennis - Enhance	The site's tennis courts are disused	Explore the opportunity of reintroducing tennis courts on this site	LTA, LBM	Officer Time (around £210,000 if actioned)	Long	Medium
Hillcross Primary School	Morden	Football - Enhance	Youth 11v11 matches taking place on adult pitches	Add mobile youth 11v11 goal posts to the site	FF, Hillcross Primary	£3,000	Short	Medium
Hollymount Primary School	Raynes Park	Football - Enhance	Poor quality 3G AGP surface (small sided)	Replace the AGP surface with a better surface	Hollymount Primary, LBM, SCFA	£160,000	Medium	Low
John Innes Recreation Ground	Colliers Wood and South Wimbledon	Cricket - Protect	The site is used by Merton CC for all demand, but the club do not	Work with the club to provide long term security of tenure on the site for a	LBM, Merton CC, ECB, SCCB	Officer Time	Short	High

Site Name	Subarea	Action ID/Ref	Issue / opportunity	Key Action(s)	Stakeholders /Partners	Indicative Resources/ Costs	Timing	Priority
			have any security of tenure on site	minimum of 30 years				
		Cricket - Enhance	Club report a strong desire for improved net facilities	Support the club in acquiring practice nets on sites	LBM, Merton CC, ECB, SCCB	£70,000	Medium	Medium
		Cricket - Enhance	Club has a desire to extend the bar and update the inside of the ancillary facility	Support the club in its ambition to improve the ancillary facilities	LBM, Merton CC, ECB, SCCB	£10,000	Medium	Low
		Cricket - Enhance	The site is overplayed for cricket at present. The site has been provisionally allocated as a London Cricket Trust site for NTP investment.	Add an NTP on site to help off-set demand on the fine turf wickets.	LBM, Merton CC, ECB, SCCB	£10,000	Short	Medium
		Tennis – Enhance	Court surface has been identified as being in need of resurfacing	Resurface and provide gate access to the court	LBM, LTA	£100,000	Medium	Medium
Joseph Hood Recreation Ground	Raynes Park	Cricket & Bowls - Enhance	Ancillary facility is in a condition that does not meet the expectations of users	Assess the ancillary with a view to refurbishing or replacing the facilities and providing adequate WC and changing facilities.	LBM, ECB, FF, SCCB	Officer Time (£10,000-250,000 depending on the works required)	Short	Medium

Site Name	Subarea	Action ID/Ref	Issue / opportunity	Key Action(s)	Stakeholders /Partners	Indicative Resources/ Costs	Timing	Priority
		Cricket - Provide	The site has potential to help support cricket in the borough by adding a further pitch. The site has been provisionally allocated as a London Cricket Trust site for NTP investment.	Explore the opportunity of adding an 8 pitch fine turf square and an NTP on this site	LBM, Merton CC, ECB, SCCB	Officer Time (£60,000-£100,000)	Short	Medium
		Cricket - Enhance	Outfield overlaps with football and is not sufficiently refurbished between seasons	Improve recovery maintenance works between seasons	LBM, ECB, SCCB, FF, IOG	£10,000-20,000	Short	Low
		Football - Enhance	Youth 11v11 matches taking place on adult pitches	Add mobile youth 11v11 goal posts to the site	FF, LBM	£3,000	Short	Medium
		Football - Enhance	Poor drainage on football pitches	Improve quality of maintenance on site with a view to improving drainage on site	LBM, FF	£10,000-20,000	Short	Medium
		Cricket & Football - Enhance	Site is accessed via a long single track entry	Explore the opportunity to widen entry to make this entry a two-way path	LBM	£40,000	Short	Low
		Tennis – Enhance	Block of 2 courts remains in poor condition.	Rebuild 2 court block and add gate access to both blocks of courts	Harris Academy (Wimbledon), LTA	105,000	Medium	Medium

Site Name	Subarea	Action ID/Ref	Issue / opportunity	Key Action(s)	Stakeholders /Partners	Indicative Resources/ Costs	Timing	Priority
		* Football - Provide	Lack of 3G facilities in the area	Investigate the opportunity of adding one full-sized 3G AGPs to this site	FF, LBM, SCFA	Up to £925,000	Short	High
		Football – Enhance	Ancillary facility in need of refurbishment	Refurbish changing rooms	FF, LBM, SCFA	Up to £10,000	Short	Medium
King Georges Playing Fields	Morden	Football - Enhance	Youth 9v9 matches taking place on youth 11v11 pitches	Add mobile youth 9v9 goal posts to the site	FF, LBM	£3,000	Short	Medium
		Football & Cricket - Enhance	Ancillary facility is in a condition that does not meet the expectations of users	Assess the ancillary with a view to refurbishing or replacing the facilities and providing adequate WC and changing facilities.	LBM, ECB, FF, SCCB	Officer Time (£10,000-250,000 depending on the works required)	Short	Medium
		Cricket - Enhance	The site is overplayed for cricket at present	Add an NTP on site to help off-set demand on the fine turf wickets	LBM, ECB, SCCB	£10,000	Short	Medium
King's College School Sports Ground	Raynes Park	* Football - Provide	The school is looking to add a 3G AGP on the site	Support the school in its pursuit of this pitch on the condition of community access at peak-times at evenings and weekends	Kings College School, LBM, SCFA	£965,000	Short	Medium
		Hockey – Protect	There is a lack of hockey appropriate AGP in the borough.	The school's hockey pitch should be protected from	Kings College School, England Hockey	Officer time	Short	High

Site Name	Subarea	Action ID/Ref	Issue / opportunity	Key Action(s)	Stakeholders /Partners	Indicative Resources/ Costs	Timing	Priority
				re-allocation as a 3G pitch				
Lavender Park	Mitcham	Rugby - Protect	Site used for community rugby but on an unsecured basis	Work with the club to provide long term security of tenure on the site for a minimum of 30 years	LBM, Old Rutshilians RFC, RFU	Officer Time	Short	High
		Rugby - Enhance	Ancillary facility is in a condition that does not meet the expectations of users	Assess the ancillary with a view to refurbishing or replacing the facilities and providing adequate WC and changing facilities.	LBM, Old Rutshilians RFC, RFU	Officer Time (£10,000-250,000 depending on the works required)	Short	Medium
(Former) LESSA Sports Ground	Raynes Park	Cricket – Provide	Lack of pitches across the borough to meet demand	Investigate the possibility of installing a cricket pitch and ancillary facilities and parking at this site	LBM, ECB, SCCB	Officer Time	Short	Medium
Liberty Primary School	Mitcham	Rugby - Protect	Site used for community rugby but on an unsecured basis	Work with the club to provide long term security of tenure on the site for a minimum of 30 years	Old Rutshilians RFC, Liberty Primary School, RFU	Officer Time	Short	Medium
Memorial Ground Raynes Park	Raynes Park	Football - Enhance	Youth 9v9 matches taking place on youth 11v11 pitches	Add mobile youth 9v9 goal posts to the site	LBM, FF	£3,000	Short	Medium

Site Name	Subarea	Action ID/Ref	Issue / opportunity	Key Action(s)	Stakeholders /Partners	Indicative Resources/ Costs	Timing	Priority
Messines Field	Raynes Park	* Cricket - Provide	Lack of pitches across the borough to meet demand	Investigate the possibility of installing one or two cricket pitches at this site for community use	ECB, LBM, Lycée Français school	Officer time (£300,000 – 600,000 if realised)	Short	Medium
Mitcham Cricket Green	Mitcham	Cricket - Protect	The land on which the pavilion sits has been purchased by a private entity with a view to adding a hotel to the site	Protect the pavilion from development due to its centrality to the successful running of the club. The pavilion should stay in its current location.	LBM, ECB, SCCB, Landowner	Officer Time	Short	High
	• Mitcham	* Cricket - Enhance	The pavilion is in need of refurbishment and redesign which the ECB are working with the club to do	The ECB should continue to work with the club to refurbish and improve their pavilion	ECB, Mitcham CC, SCCB, LBM	£500,000 -£750,000	Medium	High
Morden Cricket Club	Morden	Cricket - Protect	Ancillary facility is in a ' poor' condition and does not meet the expectations of users	Assess the ancillary with a view to refurbishing or replacing the facilities and providing adequate WC and changing facilities.	LBM, Morden CC, ECB, SCCB	Officer Time (£10,000-250,000 depending on the works required)	Short	Medium
Morden Park	Morden	* Tennis - Enhance	The site's tennis courts are disused	Explore the opportunity of reintroducing tennis courts on this site	LBM, LTA	£365,000	Medium	Medium
Morden Recreation Ground	Morden	Rugby - Protect	Site used for community rugby	Work with the club to provide long term security of tenure	LBM, Merton RFC, RFU	Officer Time	Short	High

Site Name	Subarea	Action ID/Ref	Issue / opportunity	Key Action(s)	Stakeholders /Partners	Indicative Resources/ Costs	Timing	Priority
			but on an unsecured basis	on the site for a minimum of 30 years				
		* Rugby - Enhance	Ancillary facility is in a condition that does not meet the expectations of users	Replace the ancillary facility with a facility adequate for the club's needs	LBM, Merton RFC, RFU	£240,000-£400,000	Medium	High
		Rugby - Enhance	Pitch quality is not sufficient to meet clubs demand	Increase maintenance on site to prevent overplay and pitch damage	LBM, Merton RFC, RFU	£10,000	Short	Medium
(Former) NatWest Sports Ground	Wimbledon	* Cricket – Provide	Lack of pitches across the borough to meet demand	Investigate the possibility of installing one or two cricket pitches at this site for community use	ECB, LBM, Ruach Ministries	Officer time (£300,000 – 600,000 if realised)	Short	Medium
Nursery Road Playing Fields	Raynes Park	Football & Cricket - Enhance	Ancillary facility is in a condition that does not meet the expectations of users	Assess the ancillary with a view to refurbishing or replacing the facilities and providing adequate WC and changing facilities.	LBM, FF, ECB	Officer Time (£10,000-250,000 depending on the works required)	Short	Medium
		Football & Cricket - Enhance	Car parking surface is considered to be poor quality	Resurface car park	LBM	£40,000	Medium	Low

Site Name	Subarea	Action ID/Ref	Issue / opportunity	Key Action(s)	Stakeholders /Partners	Indicative Resources/ Costs	Timing	Priority
		Tennis - Enhance	Lack of floodlighting on tennis courts	Assess the site's suitability for floodlighting	LBM, LTA	Officer Time (25,000 depending on the works required)	Short	Low
Oakleigh Way Recreation Ground	Mitcham	Tennis - Enhance	Poor quality surface condition	Resurface the courts	LBM, LTA	£20,000	Short	Medium
Old Blues Rugby Football Club	Raynes Park	Rugby - Enhance	Training facility is overplayed	Improve quality of maintenance on site with a view to improving drainage on site	Old Blues RFC, RFU	£10,000	Short	Medium
Old Emmanuel Rugby Club (Blagdon's Sports Ground)	Raynes Park	* Rugby - Protect	The rugby club is to be removed from the site by the school	Identify a new site for the rugby club, including the site of Raynes Park Residents Lawn Tennis Club and any other appropriate sites including Raynes Park Sports Ground.	RFU, LBM, Old Emmanuel's RFC	Officer Time (potentially £270,000 for 2 pitches plus a further £400,000 - £800,000 for a new club house on site plus £60,000 for appropriate floodlighting)	Short	High
		* Cricket – Protect / Enhance	The club are understood to be losing access to this site as a home ground	Support the club in identifying a new home site for cricket in Merton.	ECB, SCCB and LBM	Officer time (Potentially up to £500,000 - £800,000 for a cricket pitch plus a further £400,000 - £800,000 for a new club house on site.	Short	High

Site Name	Subarea	Action ID/Ref	Issue / opportunity	Key Action(s)	Stakeholders /Partners	Indicative Resources/ Costs	Timing	Priority
Old Rutlishians Association	Colliers Wood and South Wimbledon	Rugby - Enhance	Pitch quality is not sufficient to meet club's demand	Enhance maintenance on the club's pitch to increase carrying capacity	Old Rutshilians RFC, RFU	£10,000	Short	Medium
		* Rugby - Enhance	Ancillary facility is in a condition that does not meet the expectations of users	Assess the ancillary with a view to refurbishing or replacing the facilities and providing adequate WC and changing facilities.	Old Rutshilians RFC, RFU	Officer Time (£240,000-£400,000)	Medium	High
Old Wimbledonians Association	Raynes Park	Rugby - Enhance	The pitches are not of sufficient quality to meet the club's demand	Enhance maintenance on the club's pitch to increase carrying capacity	Old Rutshilians RFC, RFU	£20,000 - £30,000	Short	Medium
		* Cricket & Rugby - Enhance	Ancillary facility is in a condition that does not meet the expectations of users	Assess the ancillary with a view to refurbishing or replacing the facilities and providing adequate WC and changing facilities.	Old Rutshilians RFC & CC, ECB, RFU	Officer Time (£240,000-£400,000)	Medium	High
		Rugby - Enhance	The club is believed to be interest in taking over the neighbouring Raynes Park Sports Ground	Explore opportunities with the club to understand future intentions and how this would be managed	LBM, RFU, ECB, SCFA, Old Wimbledonians, Raynes Park RFC	Officer Time	Short	Medium
Raynes Park Sports Ground	Raynes Park	Football - Enhance	The site is significantly overplayed	Work with local clubs (see table 3.13) to offset some	LBM, SCFA	Officer Time	Short	High

Site Name	Subarea	Action ID/Ref	Issue / opportunity	Key Action(s)	Stakeholders /Partners	Indicative Resources/ Costs	Timing	Priority
				demand to neighbouring sites				
		Football, Rugby, Cricket - Enhance	The ancillary is not managed by any entity at this time	Run a competitive bidding programme to determine which potential operator to run the ancillary building.	LBM	Officer Time	Short	High
		Rugby – Enhance	The top pitch on the site has poor drainage which requires artificial drainage to be installed	Install artificial drainage to the top-pitch of the site.	RFU and LBM	£80,000	Short	High
Raynes Park Vale FC	Raynes Park	* Football - Enhance	Ancillary facilities are causing high amount of latent demand for the club.	Assess the ancillary with a view to refurbishing or replacing the facilities and providing adequate WC and changing facilities.	LBM, Raynes Park Vale FC, SCFA	Officer Time (£240,000-£400,000)	Short	High
		Football - Enhance	The entrance to the site is a long single track road.	Widen the track to allow for two cars to pass easily	LBM, Raynes Park Vale FC, FF	£40,000	Medium	Low
Ricards Lodge High School	Wimbledon	* Hockey - Enhance	The site is considered to have a very poor quality surface and a lack of floodlights on site	Look into the possibility of adding floodlights to the site and resurfacing / refurbishing the pitch	EH, Ricards Lodge High School	£250,000	Short	Low
Rutlish School	Colliers Wood and South Wimbledon	Cricket - Protect	The site is well used but not secured for community use	Work will the school and Old Rutshilians CC negotiate security of tenure	Old Rutshilians CC, Rutlish School, ECB	Officer Time	Short	High

Site Name	Subarea	Action ID/Ref	Issue / opportunity	Key Action(s)	Stakeholders /Partners	Indicative Resources/ Costs	Timing	Priority
		Rugby - Protect	The site is well used but not secured for community use	Work with the school and Old Rutshilians RFC negotiate security of tenure	Old Rutshilians CC, Rutlish School, RFU	Officer Time	Short	High
Sir Joseph Hood Memorial Playing Fields	Raynes Park	Tennis - Enhance	Poor quality surface condition	Resurface the courts	LTA, LBM	£100,000	Short	High
		Football - Enhance	Youth 9v9 & 11v11 matches taking place on adult pitches	Add mobile youth 9v9 and 11v11 goal posts to the site	LBM, FF	£10,000	Short	Medium
		Cricket - Enhance	The site has been provisionally allocated as a London Cricket Trust site for NTP investment.	Explore the opportunity of adding an NTP on site to help off-set demand on the fine turf wickets (this maybe a London Cricket Open NTP).	LBM, Merton CC, ECB, SCCB	Officer Time (£10,000 to add NTP)	Short	Medium
		Football - Enhance	Playing surface enhancements identified as being required by FF	Undertake pitch enhancements as identified in the Merton Local Football Facilities Plan	FF, SCFA, LBM	Up to £10,000 dependent on the scope of the works	Short	Medium
St Catherine's Football Ground	Raynes Park	Football - Enhance	Youth 9v9 & 11v11 matches taking place on adult pitches	Add mobile youth 9v9 and 11v11 goal posts to the site	LBM, Westside Boys FC, FF	£10,000	Short	Medium
		Football - Enhance	Playing surface enhancements identified as being required by FF	Undertake pitch enhancements as identified in the Merton Local Football Facilities Plan	FF, SCFA	Up to £10,000 dependent on the scope of the works	Short	Medium

Site Name	Subarea	Action ID/Ref	Issue / opportunity	Key Action(s)	Stakeholders /Partners	Indicative Resources/ Costs	Timing	Priority
St Marks Academy	Mitcham	Hockey - Enhance & Protect	The site has a hockey AGP which is not used by the community	Work with the academy to open up this facility for community use	EH, St Marks Academy, Local hockey clubs	Officer Time	Short	Medium
Tamworth Road Recreation Ground	Mitcham	Tennis – Enhance	The courts surfaces are considered to be of poor quality	Resurface and provide gate access	LTA, LBM	100,000	Short	Medium
The Wimbledon Club	Wimbledon	Cricket - Enhance	The club is short of practice net facilities and has plans to re-orientate its existing nets and to add a further two nets.	Work with the club to realise its plans to add a further two practice nets to the site	The Wimbledon Club, ECB, SCCB	£60,000	Short	Medium
		Tennis - Enhance	The club has plans to re-orientate its existing stand-alone indoor court to create a larger hall and add an extra court	Support the club in realising its plans to add an additional court	The Wimbledon Club, LTA, AELTC, LBM	NA	Short	Medium
Three Kings Piece	Mitcham	Football - Enhance	The pitches on site do not have adequate capacity to meet demand	Improve maintenance on site to prevent overplay and pitch damage	FF, LBM, Mitcham Park FC	£20,000	Short	High
		Football - Protect	The site is used exclusively by Mitcham Park FC, but the club	Work with the club to establish a minimum of 30 years security on site	LBM, Mitcham Park FC, FF	Officer Time	Short	High

Site Name	Subarea	Action ID/Ref	Issue / opportunity	Key Action(s)	Stakeholders /Partners	Indicative Resources/ Costs	Timing	Priority
			has no security of tenure on site.					
		* Football - Provide	Lack of 3G facilities in the area	Investigate the opportunity of adding one full-sized 3G AGPs to this site	FF, LBM, SCFA	Up to £925,000	Short	High
		Football – Enhance	Ancillary facility in need of refurbishment	Refurbish changing rooms	FF, LBM, SCFA	Up to £10,000	Short	Medium
Tooting and Mitcham Community Sports Club	Morden	* Football - Protect	The main priority for the site at the moment is to establish a two-story DDA compliant ancillary facility for the AGP at the rear of the site	Work with the club to identify funding streams and finance for such a project	Tooting and Mitcham Community Sports Club, FF	£240,000-£400,000	Medium	High
		Water sports and Athletics - Protect	These are the only facilities of this type in Merton.	Protect these sites for the future and ensure they remain in adequate condition to be attractive to users	LBM	Officer Time	Long	High
Wimbledon Park	Wimbledon	* Tennis – Enhance	10x poor quality courts on the site	Look into the covering of courts with a canopy (if possible) and resurfacing the courts	LTA, LBM	750,000 -250,000	Short	High
		Tennis – Enhance	Lack of floodlight park courts in Merton	Explore opportunities for	LTA, LBM	100,000	Short	High

Site Name	Subarea	Action ID/Ref	Issue / opportunity	Key Action(s)	Stakeholders /Partners	Indicative Resources/ Costs	Timing	Priority
				floodlights to the 10 macadam courts				
United Westminster Sports Ground	Raynes Park	* Cricket - Provide	Lack of pitches across the borough to meet demand	Investigate the possibility of installing one or two cricket pitches and ancillary facilities at this site for community use	ECB, LBM, Westminster School	Officer time (£300,000 – 600,000 if realised)	Short	High
Wimbledon Rugby Football Club	Wimbledon	* Rugby - Provide	Site has plans to add a WR22 3G to the site	Work with the club to finance and realise this facility on the condition of community access for neighbouring clubs	RFU, Wimbledon RFC	Officer Time (£950,000)	Medium	High
		* Cricket - Provide	Lack of pitches across the borough to meet demand	Investigate the possibility of installing / reinstating the cricket pitch at this site.	ECB, LBM, Wimbledon RFC	Officer time (£300,000 – if realised)	Short	Medium

Section 6: Delivering the Playing Pitch Strategy

6 Delivering the Playing Pitch Strategy

- 6.1.1 To facilitate the development of sport and physical activity across Merton, it is advised that the Steering Group, set up as part of the PPS project, continues to work together to deliver the recommendations defined as part of this strategy.
- 6.1.2 The success of a PPS will be determined by how it is used. It is recommended that the delivery of the strategy is led by the council, with close support by the steering group that has been developed as part of this project. Further guidance is provided in Sport England’s PPS Guidance in the form of the Stage E commentary and associated checklist. Further detail on how a PPS can be used is included in Technical Appendix G – Applying the PPS.

6.2 Keeping the PPS relevant and up-to-date

- 6.2.1 To ensure that the PPS stays relevant and continues to support stakeholders in the delivery of sport and physical activity facility investment and development, an annual review should be undertaken. This review, which if undertaken regularly will have a reduced scope than the full PPS, will allow the steering group to review progress against the PPS recommendations and action plan. The review will also identify any emerging issues and apply any lessons learnt through recent development or investment projects.
- 6.2.2 Through the development of the PPS, data has been stored and analysed on the 4 global PPS Platform, which has up to date supply and demand data for pitch sports across the borough. This data is available to the council and it is recommended that this is used as the starting point for future strategy refresh projects.

Figure 6.1: Merton’s Playing Pitch Platform

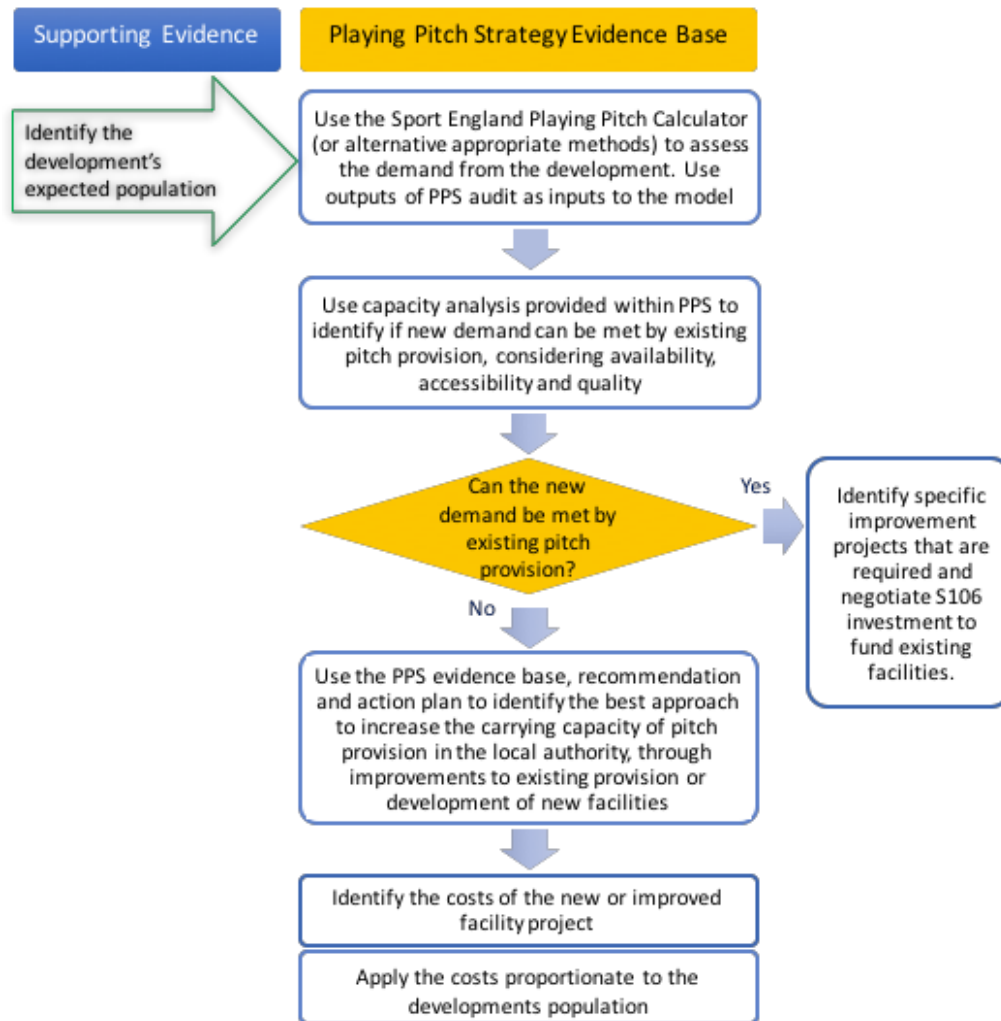
Site Name	Site Address	Site Assessor Name	Scheduled At	Completed At	Responded	Confirmed	Time to visit	Actions
BELLINGHAM LEISURE & LIFESTYLE CENTRE	Talbot Place, London, SE3 6TZ	Brooke Butler	2018-01-29 09:40:00	2018-11-20	Not Responded	Not Confirmed	Not Started	View Details
DOWNHAM HEALTH & LEISURE CENTRE	Glenbone Road, Bromley, BR1 4RL	Sam James	2018-01-29 12:20:00	2018-11-20	Not Responded	Not Confirmed	Not Started	View Details
ST DUNSTONS COLLEGE SPORTS CENTRE	Canadian Avenue, London, SE8 4SW	Brooke Butler	2018-06-19 11:20:00	2018-11-08	Not Responded	Not Confirmed	Not Started	View Details
THE HEALTHY LIFESTYLE CENTRE (ABBOTSHALL ROAD)	Whitefoot Lane, Bromley, BR1 3SQ	Brooke Butler	2018-06-18 10:30:00	2018-09-25	Responded	Confirmed	Not Started	View Details
TEN-EM-BEE SPORTS DEVELOPMENT CENTRE	Kangley Bridge Road, London, SE26 5AQ	Sam James	2018-01-29 12:00:00	2018-09-25	Responded	Confirmed	Not Started	View Details
DEPTFORD GREEN SCHOOL	Evelyn Street, London, SE8 3R	Sam James	2018-01-25 10:30:00	2018-09-19	Not Responded	Not Confirmed	Not Started	View Details
THE BRIDGE LEISURE CENTRE	Abbotshall Road, London, SE8 1SQ	Sam James	2018-01-26 11:20:00	2018-07-24	Not Responded	Not Confirmed	Not Started	View Details
CATFORD WANDERERS SPORTS CLUB	Amblescote Road, London, SE12 8TN	Sam James	2018-01-26 13:00:00	2018-07-24	Not Responded	Not Confirmed	Not Started	View Details
Perrymount Primary School	BR1 5LL	Brooke Butler	2018-01-26 09:00:00	2018-07-12	Not Responded	Not Confirmed	Not Started	View Details
Warren Avenue Playing Fields	97 Deansberry Rd, Bromley BR1 9QE	Brooke Butler	2018-06-19 13:00:00	2018-07-12	Responded	Confirmed	Not Started	View Details

- 6.2.3 In the short term, it is advised that the council sets up an implementation group (which should be a continuation of steering group set up as part of the PPS), to co-ordinate preparation of a short-term action plan. The PPS has identified, on a site by site and sub-area level, the needs for pitch and ancillary provision across Merton. Where the current level of supply does not meet the current or future needs of residents for specific sports, pitch typologies and ancillaries have been identified as requiring further capacity to meet demand.
- 6.2.4 In order to provide this additional capacity, guidance has been provided as to whether the steering group and partner organisations should look to;
- Enhance existing pitches to increase their capacity and ensure adequate maintenance to maintain the higher use, and/or
 - Secure greater community access to sites and undertake necessary works to allow for such use to occur, and/or
 - Provide new playing pitches on new sites (natural or artificial grass pitches).
- 6.2.5 Where the third option has been recommended, further guidance is available from Sport England and National Governing Bodies to advise on the best course of action for local authorities and delivery organisations.

6.3 Securing additional or improved pitch provision through development

- 6.3.1 In addition to the specific site by site recommendations identified throughout needs assessment, it is also key that the strategy provides a clear approach to securing playing pitch provision in the case new development, or utilising Section 106 (S106) or CIL contributions to improve the quantity or accessibility of existing provision.
- 6.3.2 It is important to note that for any contribution secured through S106, a clear and tailored approach is required, to demonstrate how the contribution will be used to benefit residents. Specifically, the PPS's evidence base and action plan should be used to justify the need arising from the specific development and how these are to be met.
- 6.3.3 While S106 investment should typically be used for improvement projects nearby new development, or for developing new provision on new sites, CIL contributions are typically more appropriate for key strategic investment projects.
- 6.3.4 It should be noted the LBM Regulation 123 list (available on the council's website) assumes all publicly owned leisure facilities will be supported through CIL rather than S106.
- 6.3.5 The graphic overleaf and associated commentary identifies the stages that should be followed, when utilising the PPS to secure additional or improved pitch provision through development.

Figure 6.2: Securing additional or improved pitch provision through development



6.3.6 Although the population of a single development may not in itself generate the demand for a full pitch, it will still generate additional demand which should be quantified and be met.

6.4 Using the Community Infrastructure Levy to invest in pitch sport provision

6.4.1 If a Local Authority uses CIL to invest in community projects, there are a range of resources available to support the development of these investment cases, alongside the evidence from this PPS.

6.4.2 Sport England continue to keep the advice note for CIL and Planning Obligations updated³, with the latest version found on the organisation’s website. The following key points have been updated and are particularly relevant to the outcomes of this PPS.

³ <https://www.sportengland.org/facilities-planning/planning-for-sport/planning-tools-and-guidance/community-infrastructure-levy-and-planning-obligations-advice-note/>

Top tips for using CIL

- Develop and maintain a robust and up to date evidence base for sporting provision.
- Use the evidence base to:
 - Estimate the nature and level of needs that may be generated from new development(s) for sporting provision; and
 - Establish clear deliverable actions (with associated costs) that have the potential to help meet the needs that will be generated from new development in the area.
- Based on the nature of the actions, the level of new development in an area, and the realistic ability to secure investment into sport through CIL or planning obligations, decide how best to use CIL and planning obligations alongside one another to deliver sporting infrastructure and to support development.
- Where CIL is in place ensure any sporting provision to be placed on the Reg. 123 list is:
 - Project specific so it does not unnecessarily restrict the use of planning obligations;
 - Focused on high level priority projects of a strategic nature that CIL has potential to deliver rather than a long list of projects that CIL will never be able to fund. This will allow the potential for other projects to be funded by planning obligations;
 - Backed by strong high level officer and political support within the LA so that there is some confidence that CIL funds will be directed to the sporting provision.
- Where CIL is not in place, or where the wording of a Reg 123 list allows for the use of planning obligations, ensure that:
 - Any obligations sought are based on a tailored approach to each development, using the robust evidence base to help with clearly justifying the needs arising and how they are to be met;
 - A proactive approach is taken to planning for the use of planning obligations in the context of the current pooling restrictions (i.e. as far as is practical matching specific developments to identified projects). This could be through the use of a Planning Obligations SPD which identifies potential projects from a playing pitch strategy or sports facility strategy that could help meet the need arising from planned developments in a Local Plan.

6.4.3 Further information is available as part of Sport England's CIL and Planning Obligations Advice Note, however it is key to note that in relation to the 1st top tip identified above, the

development and delivery of this PPS is the first stage in utilising CIL to leverage grass roots sport investment.

6.5 Securing additional or improved pitch provision through development

- 6.5.1 In addition to the new or improved pitch provision that is identified in line with the process demonstrated above, the cost for maintenance of new facilities should also be sought for both on-site and off-site provision. For example, where 3G facilities are installed, the carpet will require replacement (approximately every 10 years depending on level of usage and maintenance) and costs towards a sinking fund should also be sought.
- 6.5.2 Where a pitch or pitches are required on-site, this may include requiring delivery through a planning policy and a masterplan approach for the whole area. This can ensure that enough suitable land is planned from the outset and provided at no cost. This is particularly important where there is a need for a large land-take associated with pitches.
- 6.5.3 Planning policy should seek to ensure that where sites are developed in phases or through multiple applications, and where the pitch provision is required on-site, that this provision is coordinated and delivered by the landowners/developers. In some circumstances, a single site for pitches serving all the development or all its phases can be required.
- 6.5.4 The timing and delivery of the pitches and related changing and parking facilities should be considered in relation to development phasing to achieve a balance between ensuring provision is in place in time to meet the needs of the residents, avoiding pressure being placed on existing facilities, and the financial viability of the development.
- 6.5.5 Where there are separate developments in close proximity that taken together generate a need for a whole pitch, contributions need to be made towards new provision or improving, existing pitches. For new pitches, the planning policy therefore also needs to identify where that pitch and related changing and parking facilities are to be located, how sufficient land is to be secured, and (where known) the individual developments that need to contribute to it. This also applies to where there is a need for a larger strategic site serving a large catchment. This may require the developers to provide the land on-site or for the local planning authority to identify the land through the Local Plan process.

6.6 Securing appropriate land provision from new development

6.6.1 Suitable land needs to be provided by developments, in line with the guidelines below;

- Where the investment need is for a new pitch and related changing and parking facilities to meet the demand directly generated by the population of the new development(s), then the developer is expected to meet all these costs. These include provision, maintenance and land costs
- Where the demand is for the majority (50% or more) of a pitch and related changing and parking facilities, that is to be provided on site, suitable land will be provided by the developer at no cost, as well as the population-related proportion of the cost of the pitch
- Where the demand is for less than 50% of a pitch and related changing and parking facilities, that is to be provided on-site, then suitable land needs to be planned into the development, however only a proportionate amount of this land will be provided for free and the remainder will need to be funded from other sources (e.g. from pooled contributions from other developments, from grants or other sources)
- Where the land cannot be provided for on-site because of proven master-planning constraints, financial viability or other relevant reasons, then the local authority may negotiate an appropriate alternative contribution, where this is S106 compliant.

6.7 Identifying the appropriate provision for contribution

6.7.1 As identified in the policy context for this document, the council will secure developer contributions where appropriate towards future sports infrastructure to support future development in accordance with Local Plan policies and the Infrastructure Delivery Plan. Developer contributions will primarily be sought through S106 agreements, but other funding sources may also be secured where possible. The council will continue to work with partners and infrastructure providers in order to secure improvements to sport infrastructure to meet the future needs of the borough.

6.8 Calculating contributions

6.8.1 To calculate the scale of a developer's financial contributions for the provision of pitches and related facilities, the following should be used;

- Sport England's Playing Pitch New Development Calculator should be used to assess pitch and related facilities arising from specific developments. This can be supported and evidenced by Sport England's latest facility costs for pitches and related facilities, as well as detailed feasibility work and support from qualified cost consultants. The more information and access to latest version of this calculator can be found here: <https://www.sportengland.org/facilities-and-planning/planning-for-sport/planning-tools-and-guidance/playing-pitch->

[calculator/](#) (please note an authorised sign-in is required for access to the actual calculator).

- The cost of maintenance and sinking funds, where justified, should be calculated using Sport England or NGB advice and supporting documents, however local knowledge and previous costs from similar maintenance contracts should be considered. Maintenance and sinking costs can also be provided by Sport England's 'Lifecycle Costs' (2017) however where specific and robust knowledge is available it is recommended that this is used
- Where a land cost is justified this cost will be based on the local market cost for the relevant sport/leisure land use. There may also be a need to add the cost of other local and site-specific costs (e.g. abnormal ground conditions, site access needs etc.)
- All costs should date related and inflation needs to be considered (e.g. if a facility is to be delivered in three years' time the planning condition must apply an appropriate inflation index).

6.8.2 If the PPNDC is to be used, the council should ensure that the most recent template is used, as financial data changes regularly. Further support is available from Sport England as required.

Section 7: Glossary of Terms

7 Glossary of Terms

7.1.1 In order to understand the PPS, 4global have created a glossary detailing key terms and phrases mentioned throughout the strategy, detailed below.

7.2 Acronyms

- **3G AGP:** Third Generation Artificial Grass Pitch
- **4g:** 4global Consulting
- **AGP:** Artificial Grass Pitch(es)
- **APS:** Active People Survey(s)
- **CC:** Cricket Club
- **CIL:** Community Infrastructure Levy
- **CSP:** County Sports Partnership
- **ECB:** England and Wales Cricket Board
- **EH:** England Hockey
- **FA:** Football Association
- **FC:** Football Club
- **FE:** Further Education
- **FF:** Football Foundation
- **GIS:** Geographical Information Systems
- **HC:** Hockey Club
- **HE:** Higher Education
- **IOG:** Institute of Groundsmanship
- **JFC:** Junior Football Club
- **LTA:** Lawn Tennis Association
- **LDF:** Local Development Framework
- **LBM:** London Borough of Merton
- **LMS:** Last Man Stands
- **MES:** Match equivalent sessions
- **NGB:** National Governing Body
- **NPPF:** National Planning Policy Framework
- **PPS:** Playing Pitch Strategy
- **PQS:** Performance Quality Standard
- **TGR:** Team Generation Rate
- **RFU:** Rugby Football Union
- **RUFC:** Rugby Union Football Club
- **SCCB:** Surrey County Cricket Board
- **SCFA:** Surrey County Football Association
- **S106:** Section 106 Agreement
- **U:** Under
- **WR22:** World Rugby Rule #22 compliant

7.3 Phrases

- 7.3.1 **Available for community use**- the site is known to be available to the community for use. This information is self-evident where community clubs report using sites. Where sites are unused by the community, the availability of that site for use is captured during the consultation with the site manager(s).
- 7.3.2 **Carrying capacity** is the amount of play a site can regularly accommodate (in the relevant comparable unit) for community use without adversely affecting its quality and use. This is typically outlined by the NGB.
- 7.3.3 **Casual use or other use** could take place on natural grass pitches or AGPs and include:
- Regular play from non-sports club sources (e.g. companies, schools, fitness classes)
 - Infrequent informal/friendly matches
 - Informal training sessions
 - More casual forms of a particular sport organised by sports clubs or other parties
 - Significant public use and informal play, particularly where pitches are located in parks/recreation grounds.
- 7.3.4 **Displaced demand** generally relates to play by teams or other users of playing pitches from within the borough (i.e. from residents of the borough) which takes place outside of the area. This may be due to issues with the provision of pitches and ancillary facilities in the borough, just reflective of how the sports are played (e.g. at a central venue for the wider area) or due to the most convenient site for the respective users just falling outside of the local authority/borough.
- 7.3.5 **Flat Green Lawn Bowls** is a term used to differentiate the sport from crown green bowls. Flat green bowls is geographically more common than crown green bowls, which is more common in the Lancashire area and in the north of England. The phrase literally refers to the sport being played on a flat green.
- 7.3.6 **Future demand** is an informed estimate made of the likely future demand for pitches in the borough. This is generally based on the most appropriate current and future population projections for the relevant age and gender groupings for each sport. Key trends, local objectives and targets and consultation also inform this figure.
- 7.3.7 **Latent demand** is demand that evidence suggests may be generated from the current population should they have access to more or better provision. This could include feedback from a sports club who may feel that they could set up and run an additional team if they had access to better provision.
- 7.3.8 **Match equivalent sessions** is an appropriate comparable unit for pitch usage. For football, rugby union and rugby league, pitches should relate to a typical week within the season and one match = one match equivalent session if it occurs every week or 0.5 match equivalent sessions if it occurs every other week (i.e. reflecting home and away fixtures). For cricket

pitches it is appropriate to look at the number of match equivalent sessions over the course of a season and one match = one match equivalent session.

- 7.3.9 **National Governing Body of Sport (NGB)** - typically these are independent, self-appointed organisations that govern their sports through the common consent of their sport. Sport England has a recognition process for NGBs that aims to identify a single lead NGB structure which governs a sport at UK, GB or home country level.
- 7.3.10 **Overplay** is when a pitch is used over the amount that the carrying capacity will allow, (i.e. more than the site can accommodate). Pitches have a limit of how much play they can accommodate over a certain period of time before their quality, and in turn their use, is adversely affected.
- 7.3.11 **Secured Community Use** – sites can be considered ‘secured’ by satisfying either one of the following two criteria:
- A site specific legal security of tenure agreement for continued use of the site for the life-time of the study (a minimum of three years): Typically this comes in the form of a lease, license or other contract that obligates of the site owner or manager to continue to allow the community to access the site for to be used for formal community sport in some way.
 - A public playing field that is owned or managed by a Local Authority (this excludes playing fields owned by the Local Authority but not publicly accessible such as school fields): it is the view of Sport England that it is not necessary for an individual club to have secure access on a public playing field such as local authority owned site for it to be considered as secured (as set out in paragraph B10 of the Sport England’s 2013 PPS Guidance documents). This is because many council sites have season to season arrangements with individual clubs and it is less common in practice for clubs to have long leases or other long term secure arrangements on council controlled sites. To clarify further, secured access relates to community users of pitches in general terms having secured access to sites not individual teams/clubs.
- 7.3.12 **Spare capacity** is the amount of additional play that a pitch could potentially accommodate in additional to current activity. There may be reasons why this potential to accommodate additional play should not automatically be regarded as actual spare capacity, for example, a site may be managed to regularly operate slightly below its carrying capacity, to ensure that it can cater for a number of friendly matches and training activity. This needs to be investigated before the capacity is deemed actual spare capacity.
- 7.3.13 **South West London Alliance** – A group of cricket stakeholders (the ECB, County Board Staff, local authorities and other entities) tasked with addressing the specific cricket needs arising in south west London.
- 7.3.14 **Team Generation Rate** – Provides an indication of how many people it may take to generate a team. A TGR can be calculated by dividing the current population within an age group for a sport by the number of teams in the area within that age group. This is then used to calculate the number of teams that will be required in the future, to allow for future population growth or reduction.

- 7.3.15 **Unmet demand** is demand that is known to exist but unable to be accommodated on current supply of pitches. This could be in the form of a team with access to a pitch for matches but nowhere to train or vice versa. This could also be due to the poor quality and therefore limited capacity of pitches in the area and/or a lack of provision and ancillary facilities which meet a certain standard of play/league requirement. League secretaries may be aware of some unmet demand as they may have declined applications from teams wishing to enter their competitions due to a lack of pitch provision which in turn is hindering the growth of the league.
- 7.3.16 **Unsecured Community Use** - these are pitches that are currently used or available for community-use, however either these sites are not directly owned and managed by the local authority (especially relevant to school sites) or there is no legally binding secured management/usage agreement in place.
- 7.3.17 **WR22 AGP** is an abbreviation of World Rugby rule number 22 complaint artificial grass pitch. It essentially refers to 3G AGPs that are suitable for full-contact rugby union.

Appendix A: Sport Specific Needs Assessment

Appendix A: Sport Specific Needs Assessment

Table of Contents

1	Football Analysis	101
1.1	Introduction.....	101
1.2	Strategic Priorities For The Football Association (Fa)	101
1.3	Consultation Overview	103
1.4	Supply	103
1.5	Pitch Ownership	106
1.6	Security Of Tenure	106
1.7	Education Supply	107
1.8	Demand.....	108
1.9	Future Demand	110
1.10	Demand Driven By Unmet Demand.....	112
1.11	Supply And Demand Balance	114
1.12	Site By Site Analysis	116
1.13	Current And Future Positions.....	134
1.14	Football Summary	141
2	Cricket Analysis	142
2.1	Introduction And Strategic Context	142
2.2	Consultation Overview	143
2.3	Club Consultation	143
2.4	Supply	144
2.5	Tenure And Management	146
2.6	Quality Assessment.....	146
2.7	Current Merton Based Demand	149
2.8	Future Merton Based Demand.....	150
2.9	Supply And Demand Balance	157
2.10	Site By Site Analysis	161
2.11	Current And Future Positions.....	182
2.12	Peak Time Supply And Demand Analysis.....	183
2.13	Cricket Summary.....	184
3	Rugby Union Analysis.....	186
3.1	Introduction And Strategic Context	186
3.2	Supply	187
3.3	Quality Assessment.....	189
3.4	Demand.....	190

3.5	Future Demand	192
3.6	Supply And Demand Balance	194
3.7	Site By Site Balance Tables	197
3.8	Future Balance	202
3.9	Analysis: Increasing Capacity	205
3.10	Rugby Union Summary	207
4	Hockey Analysis	209
4.1	Introduction.....	209
4.2	Supply	211
4.3	Site Summaries	213
4.4	Current Demand.....	214
4.5	Club Consultation Summaries.....	215
4.6	Unfulfilled Demand	218
4.7	Site-By-Site Summaries	219
4.8	Site-By-Site Capacity Analysis.....	221
4.9	Facility Catchment Areas	223
4.10	Future Demand	224
4.11	Impact Of Future Demand On Supply And Demand.....	225
4.12	Hockey Needs Assessment Summary	227
5	Artificial Grass Pitches (AGPs) Analysis	230
5.1	Introduction.....	230
5.2	Supply	230
5.3	Football.....	233
5.4	Current Supply And Demand Balance – Artificial Grass Pitches	236
5.5	Hockey	238
5.6	Rugby Union.....	239
5.7	AGP Summary	241
6	Tennis	243
6.1	Introduction.....	243
6.2	Strategic Context.....	243
6.3	Supply Analysis	246
6.4	Site And Club Consultations	252
6.5	Demand.....	254
6.6	Future Demand	255
6.7	Supply And Demand Balance	255
6.8	Section Summary	257
7	Bowls.....	259
7.1	Introduction.....	259
7.2	Strategic Context.....	259
7.3	Bowls Supply	260

7.4 Demand.....	262
8 Athletics.....	264
8.1 Strategic Context.....	264
8.2 Supply	265
8.3 Demand.....	268
9 Water Sports.....	270
9.1 Supply	270
9.2 Demand.....	271
9.3 Future Plans	271

1 Football analysis

1.1 Introduction

1.1.1 This section of the report focusses on the supply and demand for grass football pitches in Merton. For further detail on the supply and demand of football in the borough, Technical Appendix A – Football Analysis provides a detailed analysis of supply and demand of football in Merton, including all the required analysis as defined in the Sport England Playing Pitch Guidance. Please note this chapter covers only grass football pitches. There is a separate chapter for the needs assessment for AGPs.

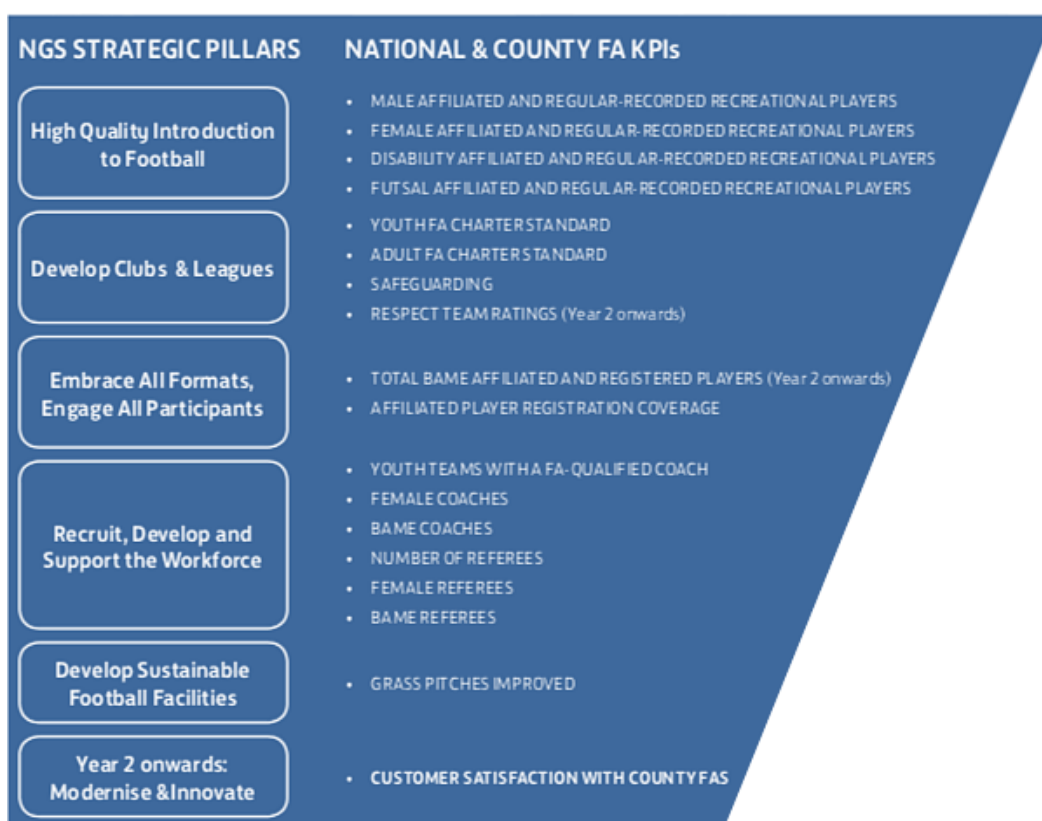
1.2 Strategic Priorities for the Football Association (FA)

1.2.1 The National Game Strategy for the FA (2018-2021) is based on the exciting objective of inspiring a lifelong journey in football for all.

1.2.2 2018/19 will see the FA start to implement the first year of the National Game Strategy, building on a growth of just under 1,000 new teams during the 2017/18 season.

1.2.3 The National Game Strategy (NGS) focusses on five initial strategic pillars, with the sixth to be added in Year 2. These pillars are aligned to 18 Key Performance Indicators (KPI's), as shown in the figure 1.1.

Figure 1.1: FA NGS Strategic Pillars and KPI's⁴



⁴ [FA National Game Strategy 2018-2021](#)

- 1.2.4 A key piece of context for the strategy is the changing profile of formal football participation across the country. Between the 16/17 and 17/18 seasons, the number of total teams has grown by 986 across all age groups, with the greatest growth coming in mini soccer (1,512) and youth male (415). This growth is offset to an extent by a reduction in adult male teams of 1,268 teams, signalling the changing nature of football participation across England. It should be noted that the strategy also includes an aim to increase female participation in Football by 11% by 2021.
- 1.2.5 The strategic pillar that is of greatest relevance to this PPS is 5. Develop Sustainable Football Facilities. This key focus for this pillar is facilities and investment, with key objectives summarised below:
- 1.2.6 Provide support to an agreed portfolio of priority projects in line with the National Football Facility Strategy (NFFS) investment priorities:
- 3G Football Turf Pitches
 - Changing rooms, pavilions and clubhouses
 - Improved grass pitches
 - Better indoor and outdoor spaces
 - Ensure that all projects are aligned and deliver against FA National Game Strategy targets:
 - Quality
 - Sustainability
 - Inclusivity
 - Engagement
 - Participation
- 1.2.7 Another key element of the NGS is the focus on informal and recreational football, the overall goal being to improve the experience of the participant, leading to enhanced retention and new participation in the game.

1.3 Consultation Overview

1.3.1 Detailed accounts of club consultations are included within Technical Appendix A; however the below points provide a summary of the key issues identified through consultation with clubs and leagues currently operating within Merton. All consultations were carried out during the latter half of the 2018 football season (January – March).

- The cost of hiring pitches in Merton is seen as an issue for many clubs, stating that the cost is higher than neighbouring authorities
- There is a general lack of AGP provision across the LA, which is a significant problem due to the poor quality of pitch provision
- There is currently export of demand to neighbouring local authorities and this is likely to increase in the future if additional pitch provision cannot be secured
- The quality of facilities is adequate, however there are few examples of large club demand being met at one site only
- Many large junior clubs are looking for single multi-pitch sites that they can use as home grounds for all of their teams. Most clubs currently use multiple facilities across Merton
- Due to the aspirations of clubs looking to expand into other demographics, there are examples of clubs requiring improvements to existing ancillaries in order to make this feasible

1.4 Supply

1.4.1 To gather a full understanding of the supply of football pitches in Merton, the 4global research team visited all football sites, 104 pitches across 28 sites, in the borough and assessed the facilities using the FA's guidelines, as shown in PPS Appendix 2 - Football Association. Site assessments were undertaken in November of 2017.

1.4.2 A detailed record of all the supply data can be found in Technical Appendix A, however this section will summarise the key findings.

1.4.3 Table 1.1 summarises how the grass football pitches in the borough were assessed, in line with Sport England PPS guidance (non-technical assessments) 5. It shows that most pitches across the borough are rated as Standard quality (78.8%), with an evident lack of Good quality pitches (13.5%). There is a very low level of Poor pitches (7.7%) within Merton.

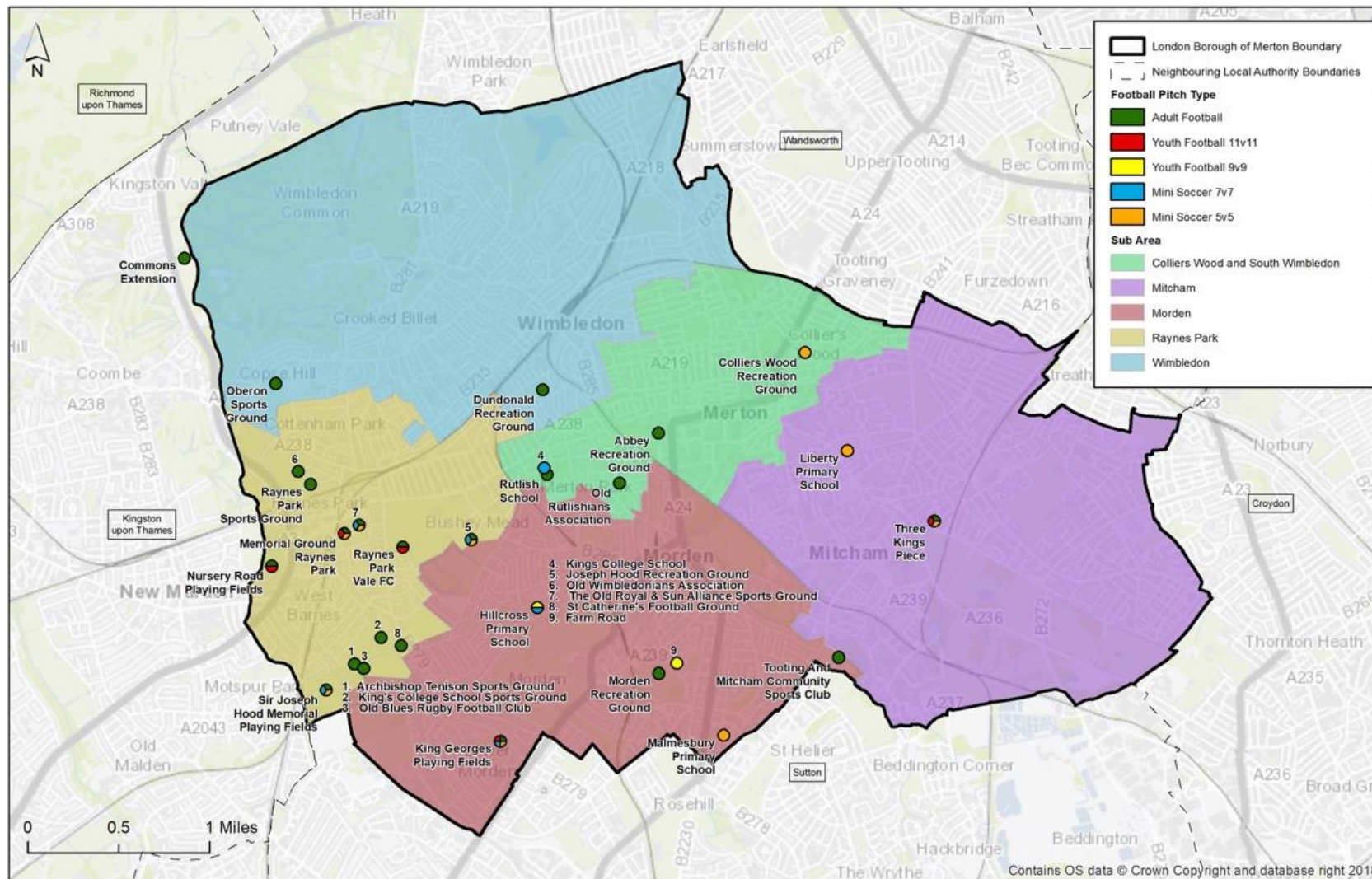
Table 1.1: Supply of grass pitches in the borough. Source: 4global site assessments

	Mini Soccer 5v5	Mini Soccer 7v7	Youth Football 9v9	Youth Football 11v11	Adult Football	Total (% of total number of pitches)
Good	2	0	0	1	11	14 (13.5%)
Standard	11	18	1	6	46	82 (78.8%)
Poor	4	0	1	0	3	8 (7.7%)
Total (% of total number of pitches)	17 (16.3%)	18 (17.3%)	2 (1.9%)	7 (6.7%)	60 (57.7%)	104

⁵ Sport England PPS Guidance – Football Appendix (<http://goo.gl/em3wyj>; 2015)

- 1.4.4 To provide a spatial analysis of football provision supply in Merton, Map 1.1 provides an illustration of all football provision by pitch typology, showing the distribution of provision across the borough.
- 1.4.5 As highlighted in table 1.1, there is a large amount of adult 11v11 provision in Merton, focusing to the south west, with a lack of provision to the north and to the east being typical across all pitch typologies.
- 1.4.6 The location of football pitch sites is shown in figure 1.2 below.

Figure 1.2: Football provision in Merton. Source: 4g site assessments (reference to the numbered sites can be found in the key near the centre of the map)



1.5 Pitch ownership

- 1.5.1 As is common across the UK, a large proportion of pitch provision in the borough is owned by the local authority (50%), or education establishments (25%), with other ownership spread across a number of different organisations.
- 1.5.2 In terms of management, a large proportion of sites are managed by education facilities (26%), followed by sites managed by Sports Clubs (14%), with Local Authority management being the most frequent arrangement (56%).
- 1.5.3 Table 1.2 below shows the spread of ownership, illustrating the broad spread of management and ownership types across the borough.

Table 1.2: Pitch ownership and management in Merton

Type of organisation	Ownership	Management
Commercial Management	-	11
Education	33	34
Local Authority	66	63
Private	14	-
Sports Club	14	18
Charity/Trust	5	-
Community Organisation	-	2
Other	-	2
Unknown	-	2

- 1.5.4 The 'other' organisation listed above refers to just one site which is managed by the Old Wimbledonians Association.

1.6 Security of tenure

- 1.6.1 To understand the long-term trends and potential risks for football provision, it is important to understand the 'security' that is afforded to community access on football provision across the borough. Decisions relating to security of tenure are taken on a case by case basis, using 4global's industry experience and through collaboration with the project steering group. As a starting point, one of the following elements typically constitutes a secure site;

- A formal community use agreement
- A leasing or management agreement requiring pitches to be available to the community
- A formal policy for community use adopted by the owner and or educational establishment
- Written confirmation from the owner and/or educational establishment

- 1.6.2 The following points provide a summary of the general security of tenure for football provision across the borough;

- 7 out of 28 sites are classified as secured (25%) leaving 21 sites (75%) being identified as unsecured. The long-term security of football provision across the borough is poor as a result. It is to be noted that security is referring to security of

community use, therefore there is a high proportion of hirers rather than a formal lease agreement in place.

- Of the 21 unsecured sites in Merton, 12 of these sites are owned by the local authority. Local authority ownership and management typically leads to sites being identified as secured, however a number of local authority sites were identified as unsecured, due to the inability of clubs to agree long-term security of tenure on these sites.

1.6.3 Details of all sites and their security of use is contained within the Technical Appendix A, as well as in the site by site analysis later in this report chapter.

1.7 Education supply

1.7.1 Football facilities are provided at educational establishments across the borough. It should be noted that despite being available to the community, the vast majority of education facilities in the borough are unsecured for community use. The only exception to this is the Farm Road site, which is available and secured for community use.

1.7.2 There is one education site in Merton that is unavailable to community use – Kings College School. Further detail is provided in the Technical Appendix A, as well as the site by site analysis.

Table 1.3: Education facilities

Site Name	Community Use	Security of Community Use	Used by the Community
Farm Road	Available	Secured	Used
Hillcross Primary School	Available	Unsecured	Used
King's College School Sports Ground	Available	Unsecured	Used
Kings College School	Not Available	Unsecured	Unused
Liberty Primary School	Available	Unsecured	Unused
Malmesbury Primary School	Available	Unsecured	Unused
Memorial Ground Raynes Park	Available	Unsecured	Used
Oberon Sports Ground	Available	Unsecured	Used
Rutlish School	Available	Unsecured	Used
The Old Royal & Sun Alliance Sports Ground	Available	Unsecured	Unused

Demand

- 1.7.3 Football is the most popular team participation sport across Merton, with a total of 149 teams recorded by the study, as shown in Table 1.4. To illustrate the distribution of football teams across the borough, this data has been broken down into the 5 sub areas.

Table 1.4: Team Profile for football in Merton

Sub Area	Adult		Youth Teams				Mini teams		Total
	Men's	Ladies	Boys		Girls		Mini soccer		
			11v11	9v9	11v11	9v9	7v7	5v5	
Colliers Wood and South Wimbledon	6	0	0	0	0	0	0	0	6
Mitcham	1	0	7	6	0	0	5	1	20
Morden	7	1	12	6	1	0	2	1	30
Raynes Park	30	1	14	14	1	1	17	13	91
Wimbledon	2	0	0	0	0	0	0	0	2
Merton	46	2	33	26	2	1	24	15	149

- 1.7.4 Table 1.4 illustrates the significant amount of demand in the Raynes Park sub area, which is dominated by adult 11v11, boy's youth and mini soccer team demand. There is far less formal football in Colliers Wood and South Wimbledon, Mitcham, Morden and Wimbledon sub areas.
- 1.7.5 Using the above team data and the volume of all 36 clubs present in Merton that were surveyed, the club to team ratio in Merton is 1:4.1 i.e. each club fields around 4 teams. There are teams that meet/surpass this including Westside Boys (Youth), Mitcham Park and Raynes Park Vale Youth FC. This compares to a national ratio of 1:3.3 and shows that there are more teams per club compared to national levels. This is likely to increase the demand for large football sites with multiple pitches of different sizes, as well as high quality ancillary provision, due to club aspirations often based around meeting all demand on one site.

EDUCATION DEMAND

- 1.7.6 As part of the demand analysis, it is important to understand the impact of school usage on the capacity of football pitches and as to whether school demand has an impact on the supply and demand of pitch provision.
- 1.7.7 During the consultation phase of the project, all schools were asked whether school (both curriculum or after school usage) leads to pitches either being unavailable or partially available for community use.
- 1.7.8 From our data gathered, we can confirm that there are no school sites, at present, that do not allow community access due to a lack of spare capacity which has been apparent due to school usage. It should be noted that there are educational facilities within Merton that have identified a lack of community use due to other reasons, such as a lack of cost efficiency in providing staff to open the facilities out of school hours.
- 1.7.9 Further detail on how education facilities have been addressed in the capacity analysis is included in the football supply and demand section of this report.

DISPLACED DEMAND

1.7.10 While a PPS is typically delivered for a single local authority area and considers all supply and demand from that given borough, it is understood that residents are typically not restricted by borough boundaries when undertaking sport and physical activity. For instance, clubs and participants may travel outside of the borough to access facilities that are of higher quality or more affordable, or where they are no longer able to access to facilities within the borough.

1.7.11 Table 1.5 summarises where this has been identified during the primary research phase, which is defined as 'displaced demand' in line with the 2013 PPS Guidance.

Table 1.5: Displaced demand for football in Merton

Club	Adult Teams		Youth Teams		Mini Teams		Total Displaced Demand (Match Equivalent Sessions per week)	Location of Displaced Demand	Reason for Demand Displacement
	Male	Female	11 V 11	9 V 9	7 V 7	5 V 5			
Parkside	1	0	0	0	0	0	1	Raynes Park	League central venue
Raynes Park Vale Youth FC	0	0	1	1	0	0	2	Raynes Park	Lack of available pitches, quality of pitches

IMPORTED DEMAND

1.7.12 Through consultation with clubs located both inside and outside of the borough, the following demand has been identified as being imported. Table 1.6 identifies demand from clubs based outside of the borough who use facilities within the borough.

Table 1.6: Imported demand for football in Merton

Site	Imported Club Demand	Adult		Youth		Mini		Total Imported Demand (Match Equivalent Session)	Reason for Imported Demand
		M	F	11 V 11	9 V 9	7 V 7	5 V 5		
Commons Extension	British Tamil League Teams	8	0	0	0	0	0	4	Lack of available facilities at their preferred location
Commons Extension	Miscellaneous Bookings	10	0	0	0	0	0	5	Used on an ad hoc basis by a number of leagues and teams based outside of Merton.

- 1.7.13 Table 1.6 above shows that one site in the borough, Commons Extension, is taking on a significant amount of imported demand. During consultation with the individual charged with managing the bookings for the site, it was reported that the pitches are not hired by individual teams due to the significant cost associated with booking the facilities as a block (i.e. for a 10 week period). This is because many of the teams that would consider using Commons Extension as a 'home ground' do not necessarily know if or when they will require a pitch every over week over a such a period of time. As a result, these teams feel they cannot justify the financial commitment required to secure the Commons Extension pitches as a block booking. As such, the site manager maintains a regular booking with the British Tamil League for 4 pitches and the other five pitches are regularly booked on an ad hoc basis from a range of different teams. The consultation reported that pitches are occupied each weekend during the peak of the season.
- 1.7.14 The British Tamil League are based all over London and Commons Extension is understood to provide a suitable hub site for their match play. This makes the arrangement between Commons Extension and the league advantageous for both parties. Given the nature of the participants in this league, and the players in each team coming from all over London and the surrounding area, this demand is considered to represent 'imported' demand.
- 1.7.15 In addition to the 4 pitches booked by the British Tamil League, the site manager reported that the remaining pitches on site were booked out, for the vast majority of weekends during the peak season. When asked which teams, clubs or leagues this demand came from, it was reported that such demand came from a high number of sources, when teams, leagues or even cup competitions required additional pitches to meet demand. As a result, Commons Extension is understood to be used by many teams on an inconsistent, or ad hoc basis, but, provides vital additional capacity for a number of users based in the South West of London. The manager confirmed that the most common source of demand was from Kingston upon Thames, but that other teams come from all over the city and even further afield to use the pitches on a semi-regular basis.

1.8 Future Demand

DEMAND DRIVEN BY POPULATION GROWTH

- 1.8.1 To calculate the future demand for football in the borough, a Team Generation Rate (TGR) has been calculated using the current number of teams and the current population. This measure allows us to calculate what size of population (for various age groups) will typically cause enough demand for a football team.
- 1.8.2 This Team Generation Rate can then be applied to the population projections for the borough to confirm how population growth or reduction will affect the demand for teams in each of the key age groups. It is to be noted that population is just one factor in estimating future teams. Other factors such as NGB initiatives and amount of available provision has a large level of influence.
- 1.8.3 The Team Generation Rates have been calculated with two different population projections. This will take into account a low and high projection for the future population in 2035.

Table 1.7: Team Generation Rates for Football in Merton (Low Population Projection)

Age Groups	Current no. of teams	Current population	Future population	Current TGR	Population Change	Projected team no. change
Adult Football Men (16-45yrs)	46	45,153	48,806	982	3,653	3.7
Adult Football Women (16-45yrs)	2	46,415	46,931	23,208	516	0.0
Youth Football Boys 11v11 (12-15yrs)	33	4,388	4,986	133	598	4.5
Youth Football Girls 11v11 (12-15yrs)	2	4,062	4,751	2,031	689	0.3
Youth Football Boys 9v9 (10-11yrs)	26	2,512	2,607	97	95	1.0
Youth Football Girls 9v9 (10-11yrs)	1	2,371	2,489	2,371	118	0.0
Mini Soccer 7v7 Mixed (8-9yrs)	24	5,286	5,295	220	9	0.0
Mini Soccer 5v5 Mixed (6-7yrs)	15	5,707	5,510	380	-197	-0.5

- 1.8.4 Table 1.7 above illustrates that the low population projection in Merton is to lead to an increase in demand for football, with an additional 9 teams expected across the borough.
- 1.8.5 This calculation illustrates the projected growth across each football age group, with a significant proportion of the growth projected to be in the youth boys (11v11) age group. This is influenced by a combination of significant population growth in these age ranges, along with a high existing level of demand.
- 1.8.6 Team numbers are expected to remain constant or increase across all age groups, with the exception of mini soccer (5v5).

Table 1.8: Team Generation Rates for Football in Merton (High Population Projection)

Age Groups	Current no. of teams	Current population	Future population	Current TGR	Population Change	Projected team no. change
Adult Football Men (16-45yrs)	46	45,153	53,880	982	8,727	8.9
Adult Football Women (16-45yrs)	2	46,415	51,842	23208	5,427	0.2
Youth Football Boys 11v11 (12-15yrs)	33	4,388	5,482	133	1,094	8.2
Youth Football Girls 11v11 (12-15yrs)	2	4,062	5,226	2031	1,164	0.6
Youth Football Boys 9v9 (10-11yrs)	26	2,512	2,866	97	354	3.7
Youth Football Girls 9v9 (10-11yrs)	1	2,371	2,740	2371	369	0.2
Mini Soccer 7v7 Mixed (8-9yrs)	24	5,286	5,826	220	540	2.5
Mini Soccer 5v5 Mixed (6-7yrs)	15	5,707	6,063	380	356	0.9

- 1.8.7 Table 1.8 above illustrates that the high population projection in Merton is to lead to an increase in demand for football, with an additional 25 teams (rounded down) expected across the borough. There is expected to be an increase in teams across all age groups. The largest increase is expected in men's adult football, followed by boy's youth football (11v11).
- 1.8.8 To break-down this projected increase in demand, TGR calculations have also been undertaken for each of the five sub areas, all of which are detailed in Technical Appendix A –. This breakdown has also been done for high and low population projections.

1.8.9 Utilising the current demand for football in each of the sub areas and how each of the sub areas is projected to grow, Tables 1.9 and 1.10 overleaf provide an estimation of how the growth of demand is likely to be allocated across the five sub areas. Table 1.9 illustrates the growth of demand according to low population projections, whilst Table 1.10 uses high population projection figures.

Table 1.9: Team Generation Rates for Football in Merton by sub area (Low Population Projection)

Age Group	Colliers Wood and South Wimbledon	Mitcham	Morden	Raynes Park	Wimbledon	Total
Adult Men 11v11	1.1	1.2	0.1	0.4	0.9	3.7
Adult Women 11v11	0.0	0.0	0.0	0.0	0.0	0.0
Youth Boys 11v11	1.5	1.6	-0.1	1.8	-0.2	4.5
Youth Girls 11v11	0.1	0.0	0.1	0.1	0.1	0.3
Youth Boys 9v9	0.7	0.1	-0.2	0.5	0.0	1.0
Youth Girls 9v9	0.0	0.0	0.0	0.0	0.0	0.0
Mini Soccer Mixed 7v7	0.5	0.1	-0.6	0.1	-0.1	0.0
Mini Soccer Mixed 5v5	-0.1	-0.1	-0.1	-0.1	-0.1	-0.5

Table 1.10: Team Generation Rates for Football in Merton by sub area (High Population Projection)

Age Group	Colliers Wood and South Wimbledon	Mitcham	Morden	Raynes Park	Wimbledon	Total
Adult Men 11v11	2.7	2.3	0.7	1.3	1.8	8.9
Adult Women 11v11	0.1	0.0	0.0	0.1	0.1	0.2
Youth Boys 11v11	2.3	2.6	0.4	2.6	0.3	8.2
Youth Girls 11v11	0.2	0.1	0.1	0.1	0.1	0.6
Youth Boys 9v9	1.3	0.9	0.1	1.0	0.4	3.7
Youth Girls 9v9	0.1	0.0	0.0	0.0	0.0	0.2
Mini Soccer Mixed 7v7	1.1	0.7	-0.3	0.6	0.3	2.5
Mini Soccer Mixed 5v5	0.3	0.2	0.1	0.2	0.1	0.9

1.8.10 It is important to note that the TGR and future growth calculation assumes that clubs, the council and the local FA development officers do not improve their marketing or participation schemes over the period and are therefore no more successful than they are now in attracting new players to participate in football in the borough. In reality, it is expected that there will be improved channels of digital communication and improved maintenance technology, as well as higher quality ancillary provision.

1.9 Demand driven by unmet demand

1.9.1 When a large amount of future demand will be driven by population growth, there is also expected that unmet demand for football exists within the borough. Unmet demand is defined as demand that currently exists but does not currently equate to actual participation due to a range of reasons. For instance, unmet demand could be in the form of a team that has currently got access to a pitch for its members but nowhere to train or vice versa.

1.9.2 The following clubs identified unmet demand for facilities. Where data was provided this is shown, with figures being incorporated into the future supply and demand analysis for football.

- Raynes Park Vale Youth FC
- Parkside: Substantial funding would be required for the club to grow.
- Old Wimbledonians: Lack of pitches in the local area, limiting the ability of the club to expand.

DEMAND DRIVEN BY LATENT DEMAND

- 1.9.3 In addition to unmet demand, latent demand for football has also been identified across the borough. Whereas unmet demand is known to currently exist, latent demand is demand that evidence suggests may be generated from the current population should they have access to more or better provision. This could include feedback from a sports club which may feel that it could set up and run an additional team if it had access to improved provision.
- 1.9.4 Table 1.11 below identifies all clubs, that identified latent demand (not currently active), which they are aiming to convert into affiliated football demand within the next 3 - 5 years. This provides an estimation of the number of new teams that will be required in Merton, in addition to the teams generated by population growth.
- 1.9.5 It should be noted that the latent demand commentary contains a summary of the comments provided by clubs during consultation, which the consultancy team has used to quantify the estimated number of teams.

Table 1.11: Latent demand for football by sub area

Club	Sub Area	Latent Demand commentary	Total latent demand (teams)
Boca	Raynes Park	1 adult men's, the home field which they use is in poor condition and this puts people off joining the club, but they use it because it is cheap.	1
Motspur Park FC	Raynes Park	-	3
Old Rutlishians	Colliers Wood and South Wimbledon	Yes however, the real issue is the nature of funding affecting growth of football team.	1
Old Wimbledonians	Raynes Park	2	2
Raynes Park Vale	Raynes Park	The youth section is always looking to expand and would like to form a girl's section leading them into ladies football.	2
Raynes Park Vale Youth FC	Raynes Park	2 in each age group	6
Westside Boys (Youth)	Raynes Park	Yes	4

- 1.9.6 Table 1.11 illustrates the significant projected growth that clubs are expecting over the next 3 – 5 years. This is influenced by a significant demand for youth and mini football in the borough, as well as the presence of a number of well-run junior clubs with high growth ambitions.
- 1.9.7 It is important to note that this projected growth should be treated with an element of caution, as the source of information is club consultations. In some instances, clubs projected growth is aspirational and in reality, actual growth is dependent on a number of factors enabling that growth e.g. access to pitches and sufficient volunteers to run new teams.

1.9.8 Notwithstanding this, it is important that where clubs have the ambition and structure to increase in size, therefore getting more children and adults physically active, they should be supported. With this in mind future supply and demand analysis for football provision will include the projected growth from latent demand identified in this section.

1.10 Supply and Demand Balance

1.10.1 This section presents the supply and demand balance findings for grass football pitches (both for current and future estimated demand) for the borough, split by sub area.

1.10.2 For every site, an analysis has been undertaken to assess whether each pitch on the site has enough capacity to meet the current level of demand for affiliated football. The capacity for natural grass pitches to regularly provide for matches, training and other activity over a week and a season is most often determined by their quality. The quality of both the pitch and the ancillary facilities will determine how well a pitch is able to contribute to meeting demand. The following key terms are summarised below, with more detailed definitions included within the glossary;

- Spare capacity: When the level of recorded demand for a pitch is less than the weekly carrying capacity of that pitch
- At capacity: When the level of recorded demand for a pitch is equal to the weekly carrying capacity of that pitch
- Overplay: When the level of recorded demand for a pitch exceeds the weekly carrying capacity of that pitch.

1.10.3 It should be noted that this section of the supply and demand analysis refers to 'theoretical capacity' over the period of a week, however it does not allow for the fact that teams and participants may want to play at the same time, therefore generating a high level of demand during certain points of the week. This point is referred to as the 'Peak Period', which is explained in more detail later in this chapter.

OVERPLAY

1.10.4 Overplay occurs when a grass football pitch is played on to a greater extent than is recommended by the pitch's carrying capacity. For example, if an adult football pitch is given a quality rating of standard, then it has a recommended maximum usage of two match equivalent sessions and/or training sessions per week. If, however, this pitch is used for 3 adult football matches per week (equating to 3 match equivalent sessions), the pitch is being used over and above its carrying capacity and is therefore being overplayed by one match equivalent session per week. There are a number of reasons for a pitch being overplayed, such as lack of alternative provision, poor site management, or a discrepancy in pitch rates, making some more affordable than others.

1.10.5 It is important that any overplay of pitches is considered as part of the overall supply and demand analysis, therefore Table 1.12 overleaf identifies all sites that have pitches with overplay.

1.10.6 Where overplay has been identified as part of this analysis, it is included within the overall supply and demand analysis for football in the borough. Sites such as Raynes Park Sports Ground are currently subject to significant overplay, which is influenced by a lack of provision and a significant amount of demand for formal football provision.

Table 1.12: Overplay of Football pitches in Merton (Only sites with overplay included)

Site Name	Sub Area	Balance - Overplay or Spare Capacity (match equivalent sessions per week)					
		Adult	Youth		Mini		Total balance
			11v11	9v9	7v7	5v5	
Archbishop Tenison Sports Ground	Colliers Wood and South Wimbledon	-	-	-	-0.5	6	5.5
Farm Road	Morden	-	-	-0.5	-	-0.5	-1
Hillcross Primary School	Morden	-	4	2	-1	-	5
Joseph Hood Recreation Ground	Raynes Park	4	11	-0.5	-1.5	8	21
King Georges Playing Fields	Morden	11.5	27.5	-1.5	1.5	3	42
Memorial Ground Raynes Park	Raynes Park	11.5	-	-1	2	2	14.5
Old Wimbledonians Association	Raynes Park	-	-	-	-	-1.5	-1.5
Raynes Park Sports Ground	Raynes Park	-3.5	-2.5	-2	-1	-1	-10
Raynes Park Vale FC	Raynes Park	-	-2	-	6	9	13
Sir Joseph Hood Memorial Playing Fields	Raynes Park	3	14.5	-1.5	-2	6.5	20.5
St Catherine's Football Ground	Raynes Park	-1.5	-1.5	-2.5	-0.5	2.5	-3.5
Three Kings Piece	Mitcham	3.5	-2.5	-3	-1.5	3.5	0
Tooting and Mitcham Community Sports Club	Morden	-	-0.5	-	-5	0.5	-5

1.10.7 Table 1.12 above shows that Raynes Park Sports Ground suffers from the greatest amount of overplay compared to any other site in the borough, followed by Tooting and Mitcham Community Sports Club and St Katherine's Football Ground.

1.10.8 The sites detailed above are considered likely to be suffering from damage caused by overplay. In the short term, this can lead to pitches reducing in quality, and therefore, the experience of players diminishes also. If sustained in the long term, this can cause long-lasting damage to pitches which can be very difficult and expensive to rectify. Should this level of overplay continue, the average quality of football pitches in Merton, as expressed in table 1.1, would be expected to fall.

1.11 Site by Site Analysis

- 1.11.1 This table serves to summarise the key parts of the PPS assessment that have been identified so far within this football section.
- 1.11.2 To confirm the sites that have spare capacity or a deficit, the site-by-site analysis in this section will provide a total balance per site to illustrate the sites that need investment either to improve the quality of pitches (and therefore carrying capacity), as well as the sites that need a greater number of grass pitches in order to satisfy demand. This will be shown in the 'balance for community use' column.
- 1.11.3 The 'peak time capacity balance' column assesses whether there is sufficient supply of pitch provision during the periods that the greatest proportion of the population like to play football. A full methodology for calculating peak time capacity can be found in Appendix A.
- 1.11.4 The following assumptions on peak times have been developed using data collected during the demand consultations with clubs and the Whole Game System FA report.
- Adult peak demand is assumed to be Saturday PM
 - Youth 11v11 peak demand is assumed to be Sunday PM
 - Youth 9v9 peak demand is assumed to be Sunday PM
 - Mini Soccer 7v7 peak demand is assumed to be Sunday AM
 - Mini Soccer 5v5 peak demand is assumed to be Sunday AM
- 1.11.5 This table does not include lapsed or disused sites that have been identified as part of the study. These are included in the following section.

Table 1.13: Site by site summary for football provision

Site Name	Sub Area	Availability / Security of Use	Pitch Type	Supply (capacity in MEPW in brackets)	Demand in MESPW	Balance for Community use (grass pitches only)	Peak Time Capacity Balance	Site Summary
Abbey Recreation Ground	Colliers Wood and South Wimbledon	Available - Secured	All pitches	2 x pitches (6)	1.5	4.5	0.5 spare capacity in MEPW	This site is used by the following teams: F.C. Morden - (1x Male Adult), Poplar Rovers - (1x Male Adult), South West One Niners - (1x Male Adult).
			Adult Football	2x Good (6)	1.5	4.5	0.5	The site is well maintained throughout and is host to two pitches which are in good condition. The ancillary facility is of a good condition, with suitable DDA facilities. The ancillary is well secured with shutters over the windows. There are no further issues or development priorities at this site.
Archbishop Tenison Sports Ground	Raynes Park	Available - Secured	All pitches	3 x pitches (6)	0.5	5.5	3 spare capacity in MEPW	This site is used by the following teams: Kings Park Royals - (1x Male U15). Some matches at this site are not being played on the correct pitch type: Youth 11v11 matches are being played on Adult pitches. Assuming that, when there is not the appropriate pitch size to meet demand, fixtures are being played on the next largest pitch type available, the following balances can be said to apply; Adult 11v11: 5.5.
			Adult Football	3x Standard (6)		6	3	Due to community access, through clubs such as Wimbledon AFC, along with the school access the pitches take around 200 games a season and the club are therefore having to

Site Name	Sub Area	Availability / Security of Use	Pitch Type	Supply (capacity in MEPW in brackets)	Demand in MESPW	Balance for Community use (grass pitches only)	Peak Time Capacity Balance	Site Summary
			Youth Football 11v11		0.5	-0.5	At Capacity	review the usage on site. In terms of maintenance equipment, the groundsman is keen to establish a ground breaker along with increased storage space. The main development priority for the site is to source funds for the roof, which is currently leaking in multiple places. The site would be keen to establish funding for this along with renovation works to the changing facilities also. Due to the demographics of people that utilize the site, along with safeguarding protocol, the site would like to establish a DDA toilet and designated gender changing rooms and toilet facilities. The current site has suitable changing and toilet facilities for males, however, there is a lack of female changing and toilets which mean that the site often has logistic issues to balance all demand.
Colliers Wood Recreation Ground	Colliers Wood and South Wimbledon	Available - Secured	All pitches	4 x pitches (16)		16	4 spare capacity in MEPW	This site is not recorded as being used for formal football demand as part of this study. The site is situated amongst a residential area, with a lack of sufficient parking on site. These pitches are of a standard condition with no outstanding issues.
			Mini 5v5	4x Standard (16)		16	4	
Commons Extension	Wimbledon	Available - Secured	All pitches	9 x pitches (18)	9	9	No spare capacity	This site is used by the following teams: British Tamil League Teams - (8x Male Adult) Miscellaneous Bookings - (10x Male Adult).

Site Name	Sub Area	Availability / Security of Use	Pitch Type	Supply (capacity in MEPW in brackets)	Demand in MESPW	Balance for Community use (grass pitches only)	Peak Time Capacity Balance	Site Summary
			Adult Football	9x Standard (18)	9	9	At Capacity	Commons Extension has an ancillary facility which caters to all the needs on site. There is sufficient shower and changing within this facility, however, there is an issue with parking facilities. The site opens up the second car park, to the bottom of the site, during peak times however this is often not sufficient. The site suffers heavily from dog fouling and informal usage. There is wear and tear in high traffic areas, such as goalmouths, and often fixtures are cancelled due to this reason.
Dundonald Recreation Ground	Wimbledon	Available - Secured	All pitches	2 x pitches (4)	1	3	1 spare capacity in MEPW	This site is used by the following teams: A.F.C. United - (1x Male Adult) Epsom Downs - (1x Male Adult). Along with grass pitch provision on site, there are also two non-floodlit tennis courts. The site is of a standard quality throughout, with no outstanding issues present. The site is well utilized for recreation play along with dog walkers and other social activities. No formal parking provision is available for the site, however, there is sufficient on road parking.
			Adult Football	2x Standard (4)	1	3	1	
Farm Road	Morden	Available - Secured	All pitches	1 x pitches (1)	2	-1	No spare capacity	This site is used by the following teams: Tooting & Mitcham Utd Youth - (1x Male U18, 2x Male U12, 1x Male U11). The site is leased and managed by Tooting and Mitcham Community Sports Association, who have recently invested heavily in the ancillary facility on site. The site cannot be accessed
			Adult Football		0.5	-0.5	At Capacity	

Site Name	Sub Area	Availability / Security of Use	Pitch Type	Supply (capacity in MEPW in brackets)	Demand in MESPW	Balance for Community use (grass pitches only)	Peak Time Capacity Balance	Site Summary
			Youth Football 9v9	1x Poor (1)	1.5	-0.5	At Capacity	outside of operational hours and consequently, there are no anti-social issues present. Quality of grass pitch provision at the moment is poor, due to the lack of maintenance that has been carried out on this site, however, once the site has been utilized more often it is assumed that the site quality will improve greatly.
Hillcross Primary School	Morden	Available - Unsecured	All pitches	2 x pitches (6)	1	5	2 spare capacity in MEPW	This site is used by the following teams: Raynes Park Vale Youth FC - (1x Male U16, 1x Male U15). Some matches at this site are not being played on the correct pitch type: Youth 11v11 matches are being played on Adult pitches. Assuming that, when there is not the appropriate pitch size to meet demand, fixtures are being played on the next largest pitch type available, the following balances can be said to apply; Mini 7v7: 4. The site was previously hired by AFC Wimbledon; however, this is no longer the case, yet the school is still open for community access. In terms of grass pitch provision, the school would like to level the playing field in order to improve the quality of provision and increase the capacity. In terms of equipment, the site would also like to invest into suitable goal posts in order to reduce health and safety risks as well as improving the sporting offer on site also.
			Youth Football 11v11		1	-1	At Capacity	
			Youth Football 9v9	1x Standard (2)		2	1	
			Mini 7v7	1x Standard (4)		4	1	
Joseph Hood Recreation Ground	Raynes Park	Available - Secured	All pitches	8 x pitches (24)	3	21	7 spare capacity in MEPW	This site is used by the following teams:

Site Name	Sub Area	Availability / Security of Use	Pitch Type	Supply (capacity in MEPW in brackets)	Demand in MESPW	Balance for Community use (grass pitches only)	Peak Time Capacity Balance	Site Summary
			Adult Football	4x Standard (8)		8	4	Merton Youth - (1x Male U16, 1x Male U14, 1x Male U13, 1x Male U12, 1x Male U10, 1x Male U9). Some matches at this site are not being played on the correct pitch type: Youth 9v9 matches are being played on Youth 11v11 pitches. Youth 11v11 matches are being played on Adult pitches. Assuming that, when there is not the appropriate pitch size to meet demand, fixtures are being played on the next largest pitch type available, the following balances can be said to apply; Mini 5v5: 4 / Mini 7v7: 11 / Adult 11v11: 6.5. The football pitches are of a standard condition throughout, with obvious signs of poor drainage across the pitches along with a lot of informal and recreational demand being placed on them. The ancillary facility from the outside is of good condition, however, there are issues on the inside regarding the quality of changing provision. The club is keen to improve the quality of provision in order to incorporate more teams on site.
			Youth Football 11v11		1.5	-1.5	At Capacity	
			Youth Football 9v9		0.5	-0.5	At Capacity	
			Mini 7v7	3x Standard (12)	1	11	2	
			Mini 5v5	1x Standard (4)		4	1	
King Georges Playing Fields	Morden	Available - Unsecured	All pitches	13 x pitches (46)	4	42	10.5 spare capacity in MEPW	This site is used by the following teams: Old Rutlishians - (1x Male Adult) Old Rutlishians Youth - (1x Female U15, 2x Male U11, 1x Male U9, 1x Male U8) Raynes Park Vale Youth FC - (1x Male U11) Sutton Celtic - (1x Male Adult). Some matches at this site are not being played on the correct pitch type: Youth 9v9 matches are being played on Youth 11v11 pitches. Assuming
			Adult Football	2x Standard (4)	1	3	1	
			Youth Football 11v11	1x Standard (2)	0.5	1.5	0.5	

Site Name	Sub Area	Availability / Security of Use	Pitch Type	Supply (capacity in MEPW in brackets)	Demand in MESPW	Balance for Community use (grass pitches only)	Peak Time Capacity Balance	Site Summary
			Youth Football 9v9		1.5	-1.5	At Capacity	<p>that, when there is not the appropriate pitch size to meet demand, fixtures are being played on the next largest pitch type available, the following balances can be said to apply; Mini 5v5: 11.5 / Mini 7v7: 27.5 / Mini 7v7: 0 / Adult 11v11: 4.5.</p> <p>The site appears to be well maintained throughout and there are no obvious issues. There are obvious signs of verti-draining on site, however, these maintenance works are carried out when needed rather than being part of the constant works on site. The site is open to the public and dog walkers, yet, the site does not seem to suffer from issues with litter or dog fouling. Car parking provision is sufficient during non-peak hours; however, it is during busier times, the car parking is not considered sufficient for the amount of demand produced.</p>
			Mini 7v7	7x Standard (28)	0.5	27.5	6.5	
			Mini 5v5	3x Standard (12)	0.5	11.5	2.5	
King's College School Sports Ground	Raynes Park	Available - Unsecured	All pitches	6 x pitches (18)	3	15	3 spare capacity in MEPW	This site is not recorded as being used for formal football demand as part of this study. However, it is understood to be used by the school for lessons and extra-curricular activity. The site was reported to be available during the site assessment visit.

Site Name	Sub Area	Availability / Security of Use	Pitch Type	Supply (capacity in MEPW in brackets)	Demand in MESPW	Balance for Community use (grass pitches only)	Peak Time Capacity Balance	Site Summary
			Adult Football	6x Good (18)	3	15	3	There are no major issues on site, however, the site would be looking to resurface the AGP provision in the coming years. The site utilises pitches at the Archbishop Sports Ground, however, this due to a large amount of demand at one time, rather than a reduction in the pitch quality. The site is maintained by the in-house team and they have sufficient equipment and funding that they require. There are no development priorities on site at the moment, and the site is happy with the grass and artificial provision present.
Kings College School	Colliers Wood and South Wimbledon	Not Available - Unsecured	All pitches	2 x pitches (8)		8	2 spare capacity in MEPW	This site is not recorded as being used for formal football demand as part of this study. However, it is understood to be used by the school for lessons and extra-curricular activity. The site is not available for any community use. This independent school has a number of good sports facilities and some major works currently going on, concerning other sports facilities. Behind the existing sports hall there is a small field with two 7v7 football pitches that converts to two junior rugby, and also changes to a junior cricket wicket with 6 grass strips during the summer term. There are changing facilities within the school that the pupils use.
			Mini 7v7	2x Standard (8)		8	2	
Liberty Primary School	Mitcham	Available - Unsecured	All pitches	2 x pitches (4)		4	2 spare capacity in MEPW	This site is not recorded as being used for formal football demand as part of this study. However, it is understood to be used by the school for lessons and extra-curricular activity. The site was reported to be available during the site consultations but is not secured for community use.
			Mini 5v5	2x Poor (4)		4	2	

Site Name	Sub Area	Availability / Security of Use	Pitch Type	Supply (capacity in MEPW in brackets)	Demand in MESPW	Balance for Community use (grass pitches only)	Peak Time Capacity Balance	Site Summary
Malmesbury Primary School	Morden	Available - Unsecured	All pitches	2 x pitches (4)		4	2 spare capacity in MEPW	This site is not recorded as being used for formal football demand as part of this study. However, it is understood to be used by the school for lessons and extra-curricular activity. The grass pitches are of a poor condition, with obvious signs of wear and tear. Community access is available on site however the school has had to reduce the number of lettings due to the quality of pitches reducing due to this usage, the school is hoping that a potential new MUGA could meet this unmet demand and consequent revenue.
			Mini 5v5	2x Poor (4)		4	2	
Memorial Ground Raynes Park	Raynes Park	Available - Secured	All pitches	4 x pitches (19)	4.5	14.5	1.5 spare capacity in MEPW	This site is used by the following teams: Raynes Park Vale Youth FC - (2x Male U18, 2x Male U14, 2x Male U13, 1x Male U12, 1x Male U11, 1x Male U8). Some matches at this site are not being played on the correct pitch type: Youth 9v9 matches are being played on Youth 11v11 pitches. Assuming that, when there is not the appropriate pitch size to meet demand, fixtures are being played on the next largest pitch type available, the following balances can be said to apply; Mini 5v5: 11.5 / Mini 7v7:1 / Adult 11v11: 3.
			Adult Football	1x Good (3)	1	2	At Capacity	
			Youth Football 11v11	1x Good (4)	2	2	At Capacity	
			Youth Football 9v9		1	-1	At Capacity	
			Mini 5v5	2x Good (12)	0.5	11.5	1.5	
Morden Recreation Ground	Morden	Available - Secured	All pitches	1 x pitches (2)		2	1 spare capacity in MEPW	This site is not recorded as being used for formal football demand as part of this study.
			Adult Football	1x Standard (2)		2	1	

Site Name	Sub Area	Availability / Security of Use	Pitch Type	Supply (capacity in MEPW in brackets)	Demand in MESPW	Balance for Community use (grass pitches only)	Peak Time Capacity Balance	Site Summary
Nursery Road Playing Fields	Raynes Park	Available - Secured	All pitches	3 x pitches (6)	2	4	1 spare capacity in MEPW	This site is used by the following teams: Erskine Rovers - (1x Male Adult) Old Rutlishians - (1x Male Adult) Thornton Heath Wanderers - (1x Male Adult) Wilf Kroucher - (1x Male Adult). The main issue on site is the condition of the ancillary facility. The facility requires attention, with constant issues with break-ins, damage, and vandalism to the building. The site is very popular for users and the clubs in the area have registered their intention to lease this ground and subsequently carry out renovation works to the ancillary facility. The car parking provision for this site is suitable, however, there are issues with littering and surface condition here.
			Adult Football	2x Standard (4)	2	2	At Capacity	
			Youth Football 11v11	1x Standard (2)		2	1	
Oberon Sports Ground	Wimbledon	Available - Secured	All pitches	3 x pitches (6)	3	3	No spare capacity	This site is not recorded as being used for formal football demand as part of this study. However, it is understood to be used by the school for lessons and extra-curricular activity. The site is thought to be available but unsecured for community use.
			Adult Football	3x Standard (6)	3	3	At Capacity	
Old Blues Rugby Football Club	Raynes Park	Available - Secured	All pitches	1 x pitches (3)		3	1 spare capacity in MEPW	This site is not recorded as being used for formal football demand as part of this study. The site is thought to be available but unsecured for community use. There is suitable fencing on the perimeter and there are no apparent anti-social issues as a consequence.
			Adult Football	1x Good (3)		3	1	

Site Name	Sub Area	Availability / Security of Use	Pitch Type	Supply (capacity in MEPW in brackets)	Demand in MESPW	Balance for Community use (grass pitches only)	Peak Time Capacity Balance	Site Summary
Old Rutlishians Association	Colliers Wood and South Wimbledon	Available - Secured	All pitches	1 x pitches (2)	1.5	0.5	No spare capacity	<p>This site is used by the following teams: Old Rutlishians - (3x Male Adult).</p> <p>The football pitch is of a standard condition, however, there is evidence of wear and tear in high traffic areas and obvious signs of surface breaks. Due to the open nature of the site, the site does struggle with littering and dog fouling. In terms of development priorities, the site finds that they are running out of space for pitches to meet demand. Consequently, the site is looking to extend the current ancillary facilities. The site has also explored potentially establishing a lease on Nursery Road in order to meet the demand. To improve the carrying capacity of the site, the site has explored fitting an irrigation system. Funding would need to be acquired in order to make this a reality.</p>
			Adult Football	1x Standard (2)	1.5	0.5	At Capacity	
Old Wimbledonians Association	Raynes Park	Available - Secured	All pitches	2 x pitches (4)	5.5	-1.5	No spare capacity	<p>This site is used by the following teams: Old Wimbledonians - (5x Male Adult).</p> <p>The pitches look very worn at the goal mouths and there was some standing water in some areas of the pitch.</p>

Site Name	Sub Area	Availability / Security of Use	Pitch Type	Supply (capacity in MEPW in brackets)	Demand in MESPW	Balance for Community use (grass pitches only)	Peak Time Capacity Balance	Site Summary
			Adult Football	2x Standard (4)	5.5	-1.5	At Capacity	All sports facilities on site are maintained by external contractors which the club claim is extremely expensive, especially due to the poor drainage they suffer on site and the increased maintenance work needed as a result. The ancillary facility is owned by the Old Wimbledonians Association, with 4 small changing rooms that are not fit for purpose as they are over capacity. The club and Wimbledon College have ambitions to demolish / sell off the land where the current ancillary facility is and rebuild a new clubhouse between the two cricket pitches. This project would be a joint investment between the club and the school.
Raynes Park Sports Ground	Raynes Park	Available - Secured	All pitches	1 x pitches (2)	12	-10	No spare capacity	This site is used by the following teams: A.F.C. Kingston Youth - (1x Male U12, 1x Mixed U9, 2x Mixed U8, 1x Mixed U7) A.F.C. Raynes - (1x Male Adult) Parkside - (2x Male Adult) RP Tigers - (1x Male U8) Westside - (2x Male Adult, 1x Female Adult) Westside Boys (Youth) - (1x Female U16, 1x Male U13, 1x Male U12, 2x Male U11, 2x Male U10, 2x Male U9, 2x Male U8, 1x Male U7). Some matches at this site are not being played on the correct pitch type: Mini 5v5 matches are being played on Mini 7v7 pitches. Mini 7v7 matches are being played on Youth 9v9 pitches.
			Adult Football	1x Standard (2)	3	-1	At Capacity	
			Youth Football 11v11		1	-1	At Capacity	
			Youth Football 9v9		2	-2	At Capacity	
			Mini 7v7		2.5	-2.5	At Capacity	

Site Name	Sub Area	Availability / Security of Use	Pitch Type	Supply (capacity in MEPW in brackets)	Demand in MESPW	Balance for Community use (grass pitches only)	Peak Time Capacity Balance	Site Summary
			Mini 5v5		3.5	-3.5	At Capacity	Youth 9v9 matches are being played on Youth 11v11 pitches. Youth 11v11 matches are being played on Adult pitches. Assuming that, when there is not the appropriate pitch size to meet demand, fixtures are being played on the next largest pitch type available, the following balances can be said to apply; Adult 11v11: -6.5. The Raynes Park Social Club is present and acts as the ancillary provision for the site. The ancillary is two stories and has sufficient DDA access points, however, no lift. The quality of this ancillary is standard throughout.
Raynes Park Vale Fc	Raynes Park	Available - Secured	All pitches	11 x pitches (22)	9	13	4 spare capacity in MEPW	This site is used by the following teams: Arantes United - (1x Male Adult) Atletico Buble - (1x Male Adult) Boca - (1x Male Adult) Haydons Park - (1x Male Adult) Kings Athletic - (1x Male Adult) Malden Vale - (1x Male Adult) Merton Orient - (1x Male Adult) Raynes Park United Churches - (1x Male Adult) Raynes Park Vale - (2x Male Adult) Raynes Park Vale Youth FC - (3x Male U10, 1x Male U9). Some matches are this site are not being played on the correct pitch type: Mini 7v7 matches are being played on Youth 9v9 pitches. Assuming that, when there is not the appropriate pitch size to meet demand, fixtures are being played on the next largest pitch type available, the
			Adult Football	8x Standard (16)	7	9	1	
			Youth Football 11v11	3x Standard (6)		6	3	

Site Name	Sub Area	Availability / Security of Use	Pitch Type	Supply (capacity in MEPW in brackets)	Demand in MESPW	Balance for Community use (grass pitches only)	Peak Time Capacity Balance	Site Summary
			Mini 7v7		2	-2	At Capacity	following balances can be said to apply; Mini 7v7: 4 / Adult 11v11: 13. The site is open to the public during all hours and is well utilised by local dog walkers. There is evidence of surface damage and fouling throughout the site. Despite the first team pitch having a covered stand, the quality of this is poor and in need of renovation and refurbishment. Despite the public access to the site, there are no obvious signs of vandalism or anti-social behaviour and the site appears to be well respected by all. The access road to the site is not suitable as it is a long single track road with no place to pass cars coming in the opposite direction. Once in the site, there is suitable provision for cars along with sufficient car parking.
Rutlish School	Colliers Wood and South Wimbledon	Available - Secured	All pitches	1 x pitches (2)	0.5	1.5	0.5 spare capacity in MEPW	This site is not recorded as being used for formal football demand as part of this study. However, it is understood to be used by the school for lessons and extra-curricular activity. The site is understood to be available for community use but on an unsecured basis.
			Adult Football	1x Standard (2)	0.5	1.5	0.5	
Sir Joseph Hood Memorial Playing Fields	Raynes Park	Available - Secured	All pitches	9 x pitches (28)	7.5	20.5	5 spare capacity in MEPW	This site is used by the following teams: A.F.C. Links - (1x Male Adult) Motspur Park FC - (2x Male Adult, 1x Male U15, 1x Male U14, 2x Male U13, 1x Male U12, 1x Male U11, 1x Female U11, 1x Male U10, 1x Female U10, 1x Male U9, 1x Male U8, 1x Male U7).
			Adult Football	4x Standard (8)	1.5	6.5	2.5	
			Youth Football 11v11		2	-2	At Capacity	

Site Name	Sub Area	Availability / Security of Use	Pitch Type	Supply (capacity in MEPW in brackets)	Demand in MESPW	Balance for Community use (grass pitches only)	Peak Time Capacity Balance	Site Summary
			Youth Football 9v9		1.5	-1.5	At Capacity	Some matches at this site are not being played on the correct pitch type: Youth 9v9 matches are being played on Youth 11v11 pitches. Youth 11v11 matches are being played on Adult pitches. Assuming that, when there is not the appropriate pitch size to meet demand, fixtures are being played on the next largest pitch type available, the following balances can be said to apply; Mini 5v5: 3 / Mini 7v7: 14.5 / Adult 11v11: 4.5. The site is well maintained and utilised heavily by community football clubs. The site has a public path around the perimeter, and this is popular for dog walkers and for recreational usage. There is a good quality of line marking, with suitable pitch sizes throughout. There is evidence of surface breaks and the site does suffer from dog fouling as a consequence of the public path. The quality of goal posts are suitable and the quality of provision throughout is standard.
			Mini 7v7	4x Standard (16)	1.5	14.5	2.5	
			Mini 5v5	1x Standard (4)	1	3	At Capacity	
St Catherine's Football Ground	Raynes Park	Available - Secured	All pitches	3 x pitches (3)	6.5	-3.5	No spare capacity	This site is used by the following teams: Westside Boys (Youth) - (1x Male U18, 1x Male U13, 3x Male U12, 2x Male U11, 2x Male U10, 1x Male U9, 2x Male U8, 1x Male U7). Some matches at this site are not being played on the correct pitch type: Mini 5v5 matches are being played on Mini 7v7 pitches. Mini 7v7 matches are being played on Youth 9v9 pitches. Youth 9v9 matches are being played on Youth 11v11 pitches. Youth 11v11 matches are being played on Adult pitches. Assuming that, when
			Adult Football	3x Poor (3)	0.5	2.5	2.5	
			Youth Football 11v11		0.5	-0.5	At Capacity	
			Youth Football 9v9		2.5	-2.5	At Capacity	

Site Name	Sub Area	Availability / Security of Use	Pitch Type	Supply (capacity in MEPW in brackets)	Demand in MESPW	Balance for Community use (grass pitches only)	Peak Time Capacity Balance	Site Summary
			Mini 7v7		1.5	-1.5	At Capacity	there is not the appropriate pitch size to meet demand, fixtures are being played on the next largest pitch type available, the following balance can be said to apply; Adult 11v11: -2. The site suffers from littering, despite the sufficient fencing around the perimeter. The pitches are overplayed and there is substantial evidence of wear and tear in high traffic areas. The drainage appears to be sufficient, however, there are issues with evidence of standing water on the surrounds of the pitches. The site is well equipped throughout with sufficient quality of goals posts, football nets, and pitch rope.
			Mini 5v5		1.5	-1.5	At Capacity	
The Old Royal & Sun Alliance Sports Ground	Raynes Park	Available - Unsecured	All pitches	3 x pitches (10)		10	3 spare capacity in MEPW	This site is not recorded as being used for formal football demand as part of this study. But is understood to be used by Raynes Park High School. The site is understood to be available for the community to use but not on a secured basis. The ancillary facility is new and up to The Football Foundation specification, with good changing, shower and toilet facilities.
			Adult Football	1x Standard (2)		2	1	
			Mini 7v7	1x Standard (4)		4	1	
			Mini 5v5	1x Standard (4)		4	1	
Three Kings Piece	Mitcham	Available - Secured	All pitches	4 x pitches (10)	10	0	No spare capacity	This site is used by the following teams: Mitcham Park - (1x Male Adult, 1x Male U16, 1x Male U15, 3x Male U14, 2x Male U13, 1x Male U12, 5x Male U11, 2x Male U10, 3x Male U9, 1x Male U8). Some matches at this site are not being played on the correct pitch type: Mini 7v7 matches are
			Adult Football	2x Standard (4)	0.5	3.5	1.5	
			Youth Football 11v11	1x Standard (2)	3.5	-1.5	At Capacity	

Site Name	Sub Area	Availability / Security of Use	Pitch Type	Supply (capacity in MEPW in brackets)	Demand in MESPW	Balance for Community use (grass pitches only)	Peak Time Capacity Balance	Site Summary
			Youth Football 9v9		3	-3	At Capacity	being played on Youth 9v9 pitches. Youth 9v9 matches are being played on Youth 11v11 pitches. Assuming that, when there is not the appropriate pitch size to meet demand, fixtures are being played on the next largest pitch type available, the following balances can be said to apply; Mini 5v5: 3.5 / Mini 7v7: -7 / Adult 11v11: -1. There is sufficient parking on site, however, there is no perimeter fencing around the site. The pitches are of a standard quality, and there are no outstanding issues present. The site suffers from anti-social behaviour through dog walkers on site.
			Mini 7v7		2.5	-2.5	At Capacity	
			Mini 5v5	1x Standard (4)	0.5	3.5	0.5	
Tooting and Mitcham Community Sports Club	Morden	Available - Secured	All pitches	1 x pitches (3)	8	-5	No spare capacity	This site is used by the following teams: Tooting & Mitcham Ladies - (1x Female Adult) Tooting & Mitcham United FC - (3x Male Adult) Tooting & Mitcham Utd Youth - (1x Male U18, 3x Male U16, 3x Male U15, 2x Male U14, 2x Male U13, 1x Male U9). Some matches at this site are not being played on the correct pitch type: Mini 7v7 matches are being played on Youth 9v9 pitches. Youth 11v11 matches are being played on Adult pitches. Assuming that, when there is not the appropriate
			Adult Football	1x Good (3)	2.5	0.5	At Capacity	
			Youth Football 11v11		5	-5	At Capacity	

Site Name	Sub Area	Availability / Security of Use	Pitch Type	Supply (capacity in MEPW in brackets)	Demand in MESPW	Balance for Community use (grass pitches only)	Peak Time Capacity Balance	Site Summary
			Mini 7v7		0.5	-0.5	At Capacity	<p>pitch size to meet demand, fixtures are being played on the next largest pitch type available, the following balances can be said to apply; Adult 11v11: -5.</p> <p>The main priority for the site at the moment is to establish a two-story DDA compliant ancillary facility for the AGP at the rear of the site, the site is currently exploring potential funding streams for this. There are no issues on site at the moment, car parking is sufficient and there are minor acts of vandalism present.</p>

1.12 Current and future positions

1.12.1 Tables 1.14 to 1.18 below shows the balance between supply and demand for sub area, split by pitch typology. The information gathered in the earlier stages of the project is used to present the current supply and demand position for each pitch typology. The current position is then used to look at the likely future position by incorporating latent/unmet, displaced and future demand.

1.12.2 The points below provide further explanation on the terms used within the tables:

- Actual spare capacity: The amount of spare capacity from all pitches during the peak period, quantified in Match Equivalent Sessions (MES).
- Total overplay: The total amount of overplay for football sites in the area, calculated by adding together the balance from any site that is currently being overplayed and expressed in match equivalent sessions (MES)
- Current position: The supply and demand position for grass pitch provision, when taking into consideration the extent of spare capacity and then deducting the amount of overplay.
- Unmet/latent demand: Potential demand that has been identified as not being converted yet. For more information see the latent and unmet demand sections of this needs assessment
- Displaced demand: Demand that cannot be satisfied within the local authority, due to a lack of suitable facilities
- Future demand: The projected growth of demand, calculated using Team Generation Rates and the population projections for each sub area
- Future position: The projected supply and demand analysis for 2035, using the current position and taking into consideration the additional demand from unmet, latent, displaced and future (population growth) demand.

1.12.3 It should be noted that the current and future positions presented do take into consideration supply that is available at sites that are considered to be unsecured for community use. For instance, an educational establishment may provide football supply that is used by local teams, however this supply is unlikely to have any long-term security (i.e. can be removed at any time).

1.12.4 As this analysis is testing the current position, these sites have been included in the analysis, however the scenario testing section in the Strategy will test the potential impact of these sites not being available for community use in the future.

1.12.5 The table below shows the current and future position for adult 11v11 grass pitches across the borough, however it is key that this information in the tables is only used as a starting point to help develop the key findings of the assessment work for each pitch type which will inform the strategy, recommendations and action plan. The information in the tables has therefore been used alongside the site by site assessment work, consultation responses and other information gathered, to build a fuller picture of the current and future positions. This detail, which presents the key findings and specific issues for each pitch type, is presented under each respective table and in the key findings section of this assessment report.

1.12.6 As a starting point, table 1.14 below shows the position for all available sites, however a significant amount of adult 11v11 demand is currently taking place on unsecured provision across the borough. There is no certainty that unsecured provision will be available to the community in the long term. Therefore, the risks and implications associated with this extent of unsecured provision in terms of

being able to meet the demand for pitch provision in Merton will be explored further as part of the development of the strategy.

- 1.12.7 This analysis has taken into account the high and low population projections for Merton and calculated a future position according to these different projections.

Table 1.14: Adult 11v11 analysis for all available sites – all data in Match Equivalent Sessions (MES)

Adult 11v11 Analysis Area	Actual spare capacity	Total overplay	Current position	Unmet/latent demand	Displaced demand	Future Demand		Future position	
						High	Low	High	Low
Colliers Wood and South Wimbledon	1	0	1	1	0	2.8	1.2	-2.8	-1.2
Mitcham	1.5	0	1.5	0	0	2.3	1.1	-0.8	0.4
Morden	2	-0.5	1.5	0	0	0.7	0.1	0.8	1.4
Raynes Park	18	-2.5	15.5	5	1	1.4	0.4	8.1	9.1
Wimbledon	1	0	1	0	0	1.9	0.9	-0.9	0.1
Merton	23.5	-3	20.5	6	1	9.1	3.7	4.4	9.8

- 1.12.8 Table 1.14 above shows the position for all available sites, however there is adult 11v11 demand currently taking place on unsecured provision across the borough. To provide a detailed analysis on the potential implications of this unsecured provision being lost from the overall pitch stock across the borough, the Strategy will include a scenario that explores the potential impact of losing this pitch provision over the period of the Local Plan.
- 1.12.9 Table 1.14 illustrates that for adult 11v11 pitch provision, there is currently spare capacity across all sub areas. The highest amount of spare capacity exists in the Raynes Park sub area with 15.5 there is limited spare capacity across the other sub areas, with adult pitches only having capacity to take two or three further teams.
- 1.12.10 When incorporating unmet, latent and displaced demand, as well as demand driven by population growth, the future position analysis still shows spare capacity across the borough. The biggest drop in spare capacity is within the Raynes Park sub area with a relatively large amount of unmet/latent demand attributed to it, originating primarily from Raynes Park Vale FC (refer to table 1.11), who identified a large amount of latent demand in the sub area. It should be noted that should on both the high and low projections, Colliers Wood and South Wimbledon is projected to be operating over capacity.

Table 1.15: Youth 11v11 analysis for all available sites – all data in Match Equivalent Sessions (MES)

Youth 11v11	Actual spare capacity	Total overplay	Current position	Unmet/latent demand	Displaced demand	Future Demand		Future position	
Analysis Area						High	Low	High	Low
Colliers Wood and South Wimbledon	0	0	0	0	0	2.5	1.7	-2.5	-1.7
Mitcham	0	-1.5	-1.5	0	0	2.7	1.6	-4.2	-3.1
Morden	0.5	-6	-5.5	0	0	0.5	-0.1	-6.0	-5.4
Raynes Park	4	-5.5	-1.5	4	1	2.7	1.9	-9.2	-8.4
Wimbledon	0	0	0	0	0	0.4	-0.2	-0.4	0.2
Merton	4.5	-13	-8.5	4	1	8.8	4.8	-22.3	-18.3

1.12.11 The analysis presented in Table 1.15 illustrates that for youth 11v11 pitch provision there is not enough actual spare capacity currently to meet demand.

1.12.12 The future position for youth 11v11 shows a deficit in all of the sub areas, with the exception of Wimbledon and Colliers Wood and South Wimbledon. The Wimbledon sub area maintains a small amount of future spare capacity when analysing the low population projection.

1.12.13 There is a large overall future deficit for the area of 22.3 MES (high) and 18.3MES (low). This is the second largest deficit for all pitch types in the borough behind youth 9v9 provision. This is mainly down to increases in demand for youth football, combined with a lack of current provision of this pitch type throughout Merton.

1.12.14 It should be noted that much of the current shortfall for pitches is expected to be met by adult provision. When the two 11v11 pitch types are considered together, the current picture is shown as 12 match equivalents per week of spare capacity. However, there is not sufficient spare capacity in the future projections for the adult 11v11 to mitigate the significant shortfall in youth 11v11 provision.

Table 1.16: Youth 9v9 analysis for all available sites – all data in Match Equivalent Sessions (MES)

Youth 9v9	Actual spare capacity	Total overplay	Current position	Unmet/latent demand	Displaced demand	Future Demand		Future position	
Analysis Area						High	Low	High	Low
Colliers Wood and South Wimbledon	0	0	0	0	0	1.3	0.7	-1.3	-0.7
Mitcham	0	-3	-3	0	0	0.9	0.1	-3.9	-3.1
Morden	1	-2	-1	0	0	0.2	-0.2	-1.2	-0.8
Raynes Park	0	-7.5	-7.5	5	1	1.0	0.5	-14.5	-14.0
Wimbledon	0	0	0	0	0	0.4	-0.1	-0.4	0.1
Merton	1	-12.5	-11.5	5	1	3.8	1.0	-21.3	-18.5

1.12.15 Table 1.16 illustrates that for youth 9v9 pitch provision, there is a current deficit across the borough. There is currently net-overplay in the Mitcham, Morden and Raynes Park sub areas. This deficit is projected to worsen when incorporating unmet, latent and displaced demand, as well as demand driven by population growth. The largest deficit is seen in the Raynes Park sub area with a deficit of 14.5 MES (high) and 14 MES (low). This has been caused by the increase in demand for youth football, the existence of a large amount of unmet/latent demand and a small current provision of youth 9v9 pitches in the sub area.

1.12.16 When analysing the future position for the low population projection, there is a small amount of spare capacity in the Wimbledon sub areas. This has been caused by a reduction in the population for this age group in these sub areas, leading to a reduction in team demand.

1.12.17 The future deficit for youth 9v9 pitches in the borough as a whole is the largest of all pitch types. This is the case for both the high and the low population projections.

Table 1.17: Mini 7v7 analysis for all available sites – all data in Match Equivalent Sessions (MES)

Mini 7v7	Actual spare capacity	Total overplay	Current position	Unmet/latent demand	Displaced demand	Future Demand		Future position	
Analysis Area						High	Low	High	Low
Colliers Wood and South Wimbledon	0	0	0	0	0	1.1	0.5	-1.1	-0.5
Mitcham	0	-2.5	-2.5	0	0	0.7	0.1	-3.2	-2.6
Morden	7.5	-0.5	7	0	0	-0.3	-0.6	7.3	7.6
Raynes Park	5.5	-6	-0.5	4	0	0.6	0.1	-5.1	-4.6
Wimbledon	0	0	0	0	0	0.3	-0.1	-0.3	0.1
Merton	13	-9	4	4	0	2.5	0.0	-2.5	0.0

- 1.12.18 The analysis presented in Table 1.17 illustrates that for mini 7v7 pitch provision there is a large amount of current spare capacity in the Morden sub area. This large surplus in capacity in these two sub areas means there is a small amount of spare capacity of 4 MES in Merton as a whole for mini 7v7 pitches.
- 1.12.19 Despite the spare capacity in the overall provision of mini 7v7 pitches in Merton, the table identifies a deficit of capacity in Mitcham and Raynes Park sub areas. The largest of these deficits is projected to be in Mitcham.
- 1.12.20 The future position for mini 7v7 pitches shows that Merton does not have enough supply to cater for the increases in demand from the 'high' projection, and has no spare capacity from the 'low' projection.

Table 1.18: Mini 5v5 analysis for all available sites – all data in Match Equivalent Sessions (MES)

Mini 5v5	Actual spare capacity	Total overplay	Current position	Unmet/latent demand	Displaced demand	Future Demand		Future position	
Analysis Area						High	Low	High	Low
Colliers Wood and South Wimbledon	4	0	4	0	0	0.3	-0.1	3.7	4.1
Mitcham	2.5	0	2.5	0	0	0.2	-0.1	2.3	2.6
Morden	4.5	0	4.5	0	0	0.1	-0.1	4.4	4.6
Raynes Park	3.5	-5	-1.5	3	0	0.2	-0.1	-4.7	-4.4
Wimbledon	0	0	0	0	0	0.1	-0.1	-0.1	0.1
Merton	14.5	-5	9.5	3	0	0.9	-0.5	5.6	7.0

1.12.21 Table 1.18 illustrates that for mini 5v5 pitch provision, there is a spare capacity across the majority of sub areas, with the exception of the Raynes Park sub area. This presents an overall current position of 9.5 MES.

1.12.22 When incorporating unmet, latent and displaced demand, as well as demand driven by population growth, there remains a substantial spare capacity in 4 of the sub areas. The largest amount of spare capacity is seen in Morden and Colliers Wood and South Wimbledon.

1.12.23 According to the low population figures, the age groups using mini 5v5 pitches is expected to fall by 2035, meaning there is a reduction of 0.5 MES across the borough. This, combined with the low amount of unmet/latent demand and displaced demand, means that the current supply level of mini 5v5 pitches has a significant amount of capacity to cater for demand.

1.13 Football Summary

- 1.13.1 This section summarises the findings from the football analysis, which will form the basis of the recommendation and action plan section for Merton.
- 1.13.2 Table 1.19 includes the response to 5 key questions which are identified in the Sport England PPS Guidance Checklists. Using these key questions to summarise the findings of each of the sport chapter creates consistency, not only within the report but with similar PPS projects in neighbouring local authorities and further afield.

Table 1.19: Key PPS findings for football in Merton

Key Question	Analysis
What are the main characteristics of the current supply and demand for provision?	The quality of football provision across the borough is standard and appears to have stayed at a consistent level over the past five years. Demand has also stayed at a relatively consistent level, with major clubs continuing to grow, offset by the contraction of demand for smaller affiliated adult's teams. Both the supply and demand for football facilities is dominated by the Raynes Park sub area, which is home to the majority of the large clubs, as well as a number of the strategic football sites.
Is there enough accessible and secured community use provision to meet current demand?	The current supply and demand analysis for secured and accessible pitch provision shows a deficit across the borough for youth 11v11 (-8.5 MES) and youth 9v9 (11.5 MES). There is some spare capacity for adult 11v11 and mini pitches throughout the borough. Part of the reason for the deficit in youth provision is due to a current lack of supply of dedicated youth pitches, combined with an increase in demand for youth football. When all 11v11 and 9v9 positions are considered together there is an overall spare capacity of 1MES per week.
Is the provision that is accessible of sufficient quality and appropriately maintained?	While several clubs have identified issues with drainage and maintenance, the overall quality of facilities and the robustness of maintenance regimes is standard. There are a small number of poor quality sites, however these are typically local authority sites that are owned and maintained by the external contractors and have limited or no formal football demand.
What are the main characteristics of the future supply and demand for provision?	With the projected growth in population during the lifetime of the study, the requirement for pitches is likely to increase. This has been combined with the projected latent demand for football. This demand is projected to be particularly significant in the Raynes Park sub area with a large increase in the population. Using Team Generation Rates and applying the low and high projected population figures, gives an estimated increase of 9 teams and 25 teams respectively. The largest growth is projected to be realised in the Youth 11v11 with an expected increase of 8.2 (high) and 4.5 (low) teams and the adult 8.9 (high) and 3.7 (low) teams.
Is there enough accessible community use provision to meet future demand?	The future supply and demand analysis shows that for available youth pitches and mini 7v7 pitches, there is not enough supply to cater for future demand on the pitches. The pitch typology with the highest future deficit is youth 11v11 with 22.3. Spatially, the sub area with the highest future projected deficit of supply for youth 11v11 pitches is the Raynes Park sub area, where there is a deficit of 9.2 when considering future demand. When looking at the provision of adult pitch provision and mini 5v5 provision, there is enough capacity overall in Merton to meet the future demand. Mini 5v5 pitch provision has the highest spare capacity, with spare capacity of 5.6 MES (high) when taking into account future demand projections.

2 Cricket analysis

2.1 Introduction and strategic context

- 2.1.1 In order to understand the overall objectives and priorities of the England and Wales Cricket Board (ECB), an analysis of key recent strategies and documentation has been undertaken and summarised below.
- 2.1.2 The ECB has unveiled a new strategic plan in 2019 called “Inspiring Generations” with the aim of growing cricket in England and Wales from 2020-24. The strategy will deliver on cricket’s purpose and ambition through six priorities; grow and nurture the core, inspire through elite teams, make cricket accessible, engage children and young people, transform women’s and girls’ cricket, support our communities.

WOMEN AND GIRLS

- 2.1.3 In consultation with the ECB, it has been identified that the development of female cricket is likely to have an impact on supply and demand in the area. Women’s and girls’ cricket is a national priority and there is a target to establish two girls’ and one women’s team in every local authority over the next five years.⁶
- 2.1.4 Soft ball cricket is an ECB initiative aimed at women and girls to increase participation in cricket as a sport. The aims of soft ball cricket are enjoyment and participation; without pads, a hardball, a heavy bat and limited rules. Sessions follow a festival format with each session running for a maximum of two and half hours, shorter than traditional formats.

SOUTH ASIAN COMMUNITIES

- 2.1.5 The ECB considers the development of cricket within South Asian communities to be a key focus⁷. Work within South Asian Communities is a priority and as a result there could be direct growth within the Merton area. In particular, there are substantial Sri Lankan and Bangladeshi Communities in Merton. Facilitating the growth of cricket activity amongst these communities through the ECB’s Inspired Generations strategy as well as the South Asian Action Plan⁸ means there is significant potential for cricket participation in Merton to grow ahead of the rate of population increase. It should also be noted that in the context of South Asian participation in Cricket, this is expected to require facilities and competitions to be offered at times outside of the traditional weekend or evening time-slots. It may also require the development of specialist facilities such as Urban Cricket Centres or free-to-access non-turf pitches (NTPs) in parks and public green spaces (this is a key part of the ECB’s South Asian Action Plan).

SURREY COUNTY CRICKET BOARD

- 2.1.6 In addition to the ECB’s national strategy, the Surrey County Cricket Board also have strategic priorities in the area; “Our goal is to get more people playing cricket, and in doing so we aim to improve the health and well-being of the recreational game and identify young talent for Surrey CCC.”

⁶ ECB’s Inspiring Generations, Our 2020-24 Strategy for Cricket

⁷ Ibid

⁸ <https://www.ecb.co.uk/south-asian-action-plan>

2.2 Consultation Overview

- 2.2.1 In addition to the structure and guidance provided by the ECB, local cricket in Merton is governed by the Surrey Cricket Board (SCB). Both organisations have been consulted as part of the PPS process, with key priorities and facility development needs for Merton highlighted below.
- 2.2.2 Cricket is a popular sport across the majority of the borough, with a large number of formal affiliated teams playing as part of structured clubs. Teams and clubs typically play as part of league structures, which include clubs from a number of different local authorities. Clubs range from one-team clubs, which are typically non-competitive and focused on enjoyment and participation, through to multi team clubs with in-built governance structures and long-term investment plans.
- 2.2.3 Consultation with the ECB has indicated the following areas are development priorities for the two organisations, who work together to improve facilities and participation across the borough;
- Workforce and coaching; ensuring clubs have suitable internal structures in place to run the club and provide adequate coaching to junior and senior players
 - Quality of 3rd and 4th team grounds; working with clubs to ensure that the 2nd grounds, used by 3rd, 4th and 5th teams, are of adequate quality, well located and secured for long-term community use
 - Development opportunities; ensuring that clubs have the facilities and infrastructure in place to maximise growth opportunities, presented through the delivery of All Stars Cricket and Cricket Unleashed

2.3 Club consultation

- 2.3.1 As part of the PPS process we gathered data from clubs regarding any issues that they had at present along with what they believe to be the key issues within Merton, in terms of cricket provision (response rates to this consultation process can be found in the appendix of this report).
- 2.3.2 General issues across the borough were identified as follows;
- There is a lack of capacity across Merton, with a large amount of imported demand (principally associated with Wandsworth) historically taking up capacity of Merton's pitches
 - On local authority owned sites, there are numerous issues with vandalism and anti-social behaviour, with particular reference to the ancillary facilities
 - Issues regarding funding for maintenance equipment across club owned and managed sites is a prominent issue

2.4 Supply

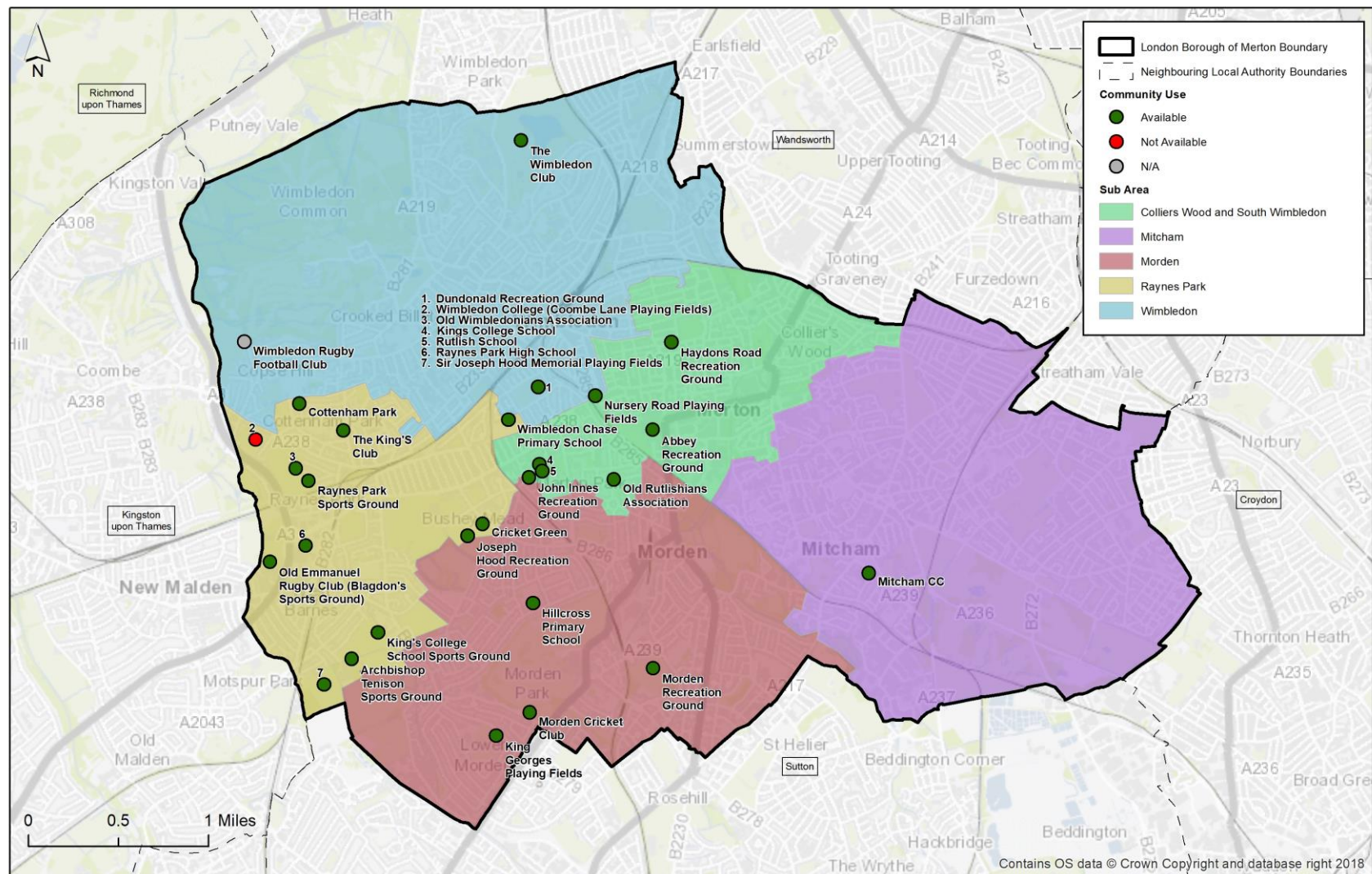
- 2.4.1 Table 2.1 below presents a summary of the total number of cricket pitches and wickets in each of the five sub areas, as well as Merton as a whole. Merton has a total of 39 cricket pitches, 307 grass wickets and 8 artificial wickets. Technical Appendix B – Cricket Analysis presents a detailed audit of all pitches across the borough including carrying capacity, supply and demand and quality. Figure 2.1 also shows the supply of cricket wickets across the borough, colour coded by type.

Table 2.1: Supply of cricket pitches in Merton

Local Authority sub area	Number of Pitches	Grass wickets	Artificial wickets
Colliers Wood and South Wimbledon	8	82	1
Mitcham	1	12	0
Morden	4	26	1
Raynes Park	19	148	5
Wimbledon	7	39	1
Total	39	307	8

- 2.4.2 Figure 2.1 illustrates that there is an uneven spread of cricket sites across the borough, with a large concentration of supply in certain sub areas, most notably in Raynes Park. The quantity of supply in such an area is influenced by a number of independent cricket playing education facilities located in the area.

Figure 2.1: Cricket supply in Merton



Page 145

2.5 Tenure and management

- 2.5.1 Table 2.2 below illustrates that while the ownership of cricket sites is varied across the borough, the highest proportion of sites is owned by the local authority, 52%. The high proportion of education land ownership (33%) is likely to have an impact on the long-term security of cricket across Merton. This will be analysed further as part of the site by site assessment and commentary in table 4.4.

Table 2.2: Cricket site ownership and management in Merton

Type of ownership	Ownership	Management
Charity/Trust	2	1
Commercial	-	1
Education	9	7
Local Authority	13	11
Private	1	-
Sports Club	1	6

2.6 Quality assessment

- 2.6.1 Each site was visited and assessed by the 4global research team (in June 2018) using a non-technical assessment framework provided by the ECB and endorsed by Sport England. The assessment considers the quality of playing surface, the quality of changing rooms and the score of the maintenance regime when compared to ECB recommendations. In addition to the site visits, the club consultation was used to validate the quality ratings. Each site is rated as GOOD ($\geq 80\%$), STANDARD (between 50% and 80%) or POOR ($< 50\%$).
- 2.6.2 Table 2.3 summarises the quality assessment results. Full details of the subsequent carrying capacity allocations of each site by pitch type can be found in Technical Appendix B. Given the ratings, the overall standard of provision across Merton is 81.99% (Good).

Table 2.3: Summary of cricket pitch scoring in Merton by sub area

Sub Area	Outfield	Artificial Wickets	Grass Wickets	Changing /Pavilion	Non-Turf Practice	Overall Score
Colliers Wood and South Wimbledon	83.33%	51.43%	77.50%	72.67%	66.67%	77.09%
Mitcham	86.67%	-	100.00%	-	-	93.33%
Morden	73.33%	71.43%	94.44%	88.00%	-	81.90%
Raynes Park	87.37%	79.43%	84.51%	86.53%	70.84%	84.67%
Wimbledon	79.05%	85.71%	94.44%	94.00%	83.33%	85.88%
Average Score	81.95%	72.00%	90.18%	85.30%	73.61%	84.57%

- 2.6.3 Table 2.4 illustrates that across the borough, the average quality of cricket provision is good. Mitcham (which has just one pitch, Mitcham Cricket Green) is the highest scoring subarea. However, of the subareas with more than one pitch, the Wimbledon sub area is the stand out area in Merton, with regard to the high quality of provision, scoring an 85.88% average score. Raynes Park closely follows Wimbledon in terms of average overall quality.
- 2.6.4 Colliers Wood and South Wimbledon sub area achieved the lowest average score for quality of provision with 77.09%. The artificial wickets and non-turf practice were areas identified as particular issues.

Table 2.4: Cricket site breakdown in Merton

Playing Pitch Sites	Location	Community Use on Site	Secured Community Use	Ownership	Squares	Wickets (grass)	Wickets (artificial)	Quality of Overall Provision
Abbey Recreation Ground	Colliers Wood and South Wimbledon (SW19 3BP)	Available	Secured	Local Authority	1	10	0	78.82% - Standard
Archbishop Tenison Sports Ground	Raynes Park (KT3 6LX)	Available	Secured	Charity, Trust	1	9	0	95.29% - Good
Cottenham Park	Raynes Park (SW20 0DN)	Available	Secured	Local Authority	1	12	0	77.65% - Standard
Mitcham Cricket Green	Mitcham (CR4 4LB)	Available	Secured	Local Authority	1	12	0	93.33% - Good
Dundonald Recreation Ground	Wimbledon (SW19 3QH)	Available	Secured	Local Authority	2	20	0	81.67% - Good
Haydons Road Recreation Ground	Colliers Wood and South Wimbledon (SW19 1EX)	Available	Secured	Local Authority	1	12	0	90.00% - Good
Hillcross Primary School	Morden (SM4 4EE)	Available	Unsecured	Education	1	0	1	72.31% - Standard
John Innes Recreation Ground	Colliers Wood and South Wimbledon (SW20 9EN)	Available	Secured	Local Authority	1	15	0	62.35% - Standard
Joseph Hood Recreation Ground	Raynes Park (SW20 9BU)	Available	Secured	Local Authority	1	8	0	71.76% - Standard
King Georges Playing Fields	Morden (SM4 4PN)	Available	Secured	Local Authority	1	8	0	82.35% - Good
King's College School Sports Ground	Raynes Park (KT3 6JA)	Not Available	Unsecured	Education	3	5	2	100.00% - Good
Kings College School	Colliers Wood and South Wimbledon (SW19 4TT)	Not Available	Unsecured	Education	3	24	0	81.18% - Good
Morden Cricket Club	Morden (SM4 4SE)	Available	Secured	Local Authority	1	14	0	84.71% - Good
Morden Recreation Ground	Morden (SM4 6RA)	Available	Secured	Local Authority	1	4	0	88.24% - Good
Nursery Road Playing Fields	Raynes Park (SW19 3BT)	Available	Secured	Local Authority	1	10	0	52.94% - Poor

Playing Pitch Sites	Location	Community Use on Site	Secured Community Use	Ownership	Squares	Wickets (grass)	Wickets (artificial)	Quality of Overall Provision
Old Emmanuel Rugby Club (Blagdon's Sports Ground)	Raynes Park (KT3 4PU)	Available	Unsecured	Education	1	8	0	83.45% - Good
Old Rutlishians Association	Colliers Wood and South Wimbledon (SW19 3JS)	Available	Secured	Charity, Trust	1	15	0	80.69% - Good
Old Wimbledonians Association	Raynes Park (SW20 0QX)	Available	Secured	Mixed ownership between Old Wimbledonians and Donhead	2	30	0	72.41% - Standard
Raynes Park High School	Raynes Park (SW20 0JL)	Available	Unsecured	Education	2	12	0	97.65% - Good
Raynes Park Sports Ground	Raynes Park (SW20 0BH)	Available	Secured	Local Authority	3	24	3	75.00% - Standard
Rutlish School	Colliers Wood and South Wimbledon (SW20 9AD)	Available	Unsecured	Education	1	6	1	61.29% - Standard
The King's Club	Raynes Park (SW19 4TT)	Not Available	Unsecured	Education	3	20	0	100.00% - Good
The Wimbledon Club	Wimbledon (SW19 5AG)	Available	Secured	Private	1	10	0	93.10% - Good
Wimbledon Chase Primary School	Wimbledon (SW19 3QB)	Available	Unsecured	Unsecured	1	0	1	80.00% - Good
Wimbledon College (Coombe Lane Playing Fields)	Raynes Park (SW20 0RG)	Not Available	Unsecured	Education	1	10	0	69.41% - Standard
Wimbledon Rugby Football Club	Wimbledon (SW20 0ET)	Available	Secured	Local Authority	3	9	0	88.24% - Good
Total					40	314	8	84.57% - Good

2.7 Current Merton based Demand

2.7.1 This section covers the current levels of demand for cricket being produced by residents in Merton.

FORMAL CLUB DEMAND

2.7.2 To understand how cricket is played across Merton and the trends for demand across the game, this section assesses consultation responses from all clubs that responded to requests to take part in the study. 11 out of 13 clubs (79%) responded.

2.7.3 Through the demand consultations with clubs, 13 formal clubs have been identified as being 'based' in Merton. This totals 96 teams, with the majority of teams being senior men's and junior boys teams.

Table 2.5: Cricket club profiles for clubs in Merton

Club	Sub area (home ground location)	No. of competitive teams				Total
		Senior (men)	Senior (women)	Junior (boys)	Junior (girls)	
Commonwealth 1920 CC	Morden	1	0	0	0	1
Merton CC	Colliers Wood and South Wimbledon	7	0	0	0	7
Mitcham CC	Mitcham	4	1	0	3	8
Morden CC	Morden	3	0	0	0	3
Old Emmanuel CC	Raynes Park	4	0	0	0	4
Old Rutlishians CC	Colliers Wood and South Wimbledon	7	0	18	0	25
Old Wimbledonians CC	Raynes Park	8	0	9	1	15
Raynes Park Former Pupils CC	Raynes Park	2	0	0	0	2
Seveno CC	Raynes Park	1	0	0	0	1
Wimbledon CC	Wimbledon	6	0	14	6	31
Wimbledon Corinthians CC	Raynes Park	3	0	0	0	3
Wimbledon United CC	Raynes Park	1	0	0	0	1
Wimbledon Village CC	Raynes Park	1	0	0	0	1
Total		48	1	41	10	100

2.7.4 To illustrate how the demand for cricket is spread geographically, Table 2.6 indicates how the teams are split by sub area.

Table 2.6: Cricket demand by sub area

Sub area (home ground location)	No. of competitive teams				Total
	Senior (men)	Senior (women)	Junior (boys)	Junior (girls)	
Colliers Wood and South Wimbledon	14	0	18	0	32
Mitcham	4	1	0	3	7
Morden	4	0	0	0	4
Raynes Park	24	1	9	4	38
Wimbledon	6	0	14	6	26

EDUCATIONAL DEMAND ON NON-EDUCATION SITES

- 2.7.5 The study has captured 19 school matches taking place on non-education sites.
- 2.7.6 Wimbledon High School comprise the majority of this demand with 15 matches played at Dundonald Recreation Ground, all during the mid-week period.
- 2.7.7 In addition, the study has captured 4 matches taking place at Nursery Road Recreation Ground. Again, these matches are known to have taken place during the mid-week period.

2.8 Future Merton based Demand

DEMAND DRIVEN BY POPULATION GROWTH

- 2.8.1 In order to understand the future demand for cricket in the borough, a Team Generation Rate (TGR) has been calculated using the current number of teams and the current population. This measure allows us to calculate what size of population (for various age groups) will typically cause enough demand for a cricket team.
- 2.8.2 This TGR can now be applied to the population projections for the borough to confirm how population growth or reduction will affect the demand for teams in each of the key age groups.
- 2.8.3 Tables 2.7 and 2.8 illustrate that the greatest projected growth in cricket demand is projected to be junior boys and senior men's cricket. As limited formal demand was recorded for female cricket across the borough, the TGR calculation is unable to project the expected growth in demand for these age groups (aligned to ECB's strategic ambitions). The level of ambition to increase women's and girl's cricket in the area is reflected below in the 'Latent' demand section.
- 2.8.4 The Team Generation Rates have been calculated with two different population projections. This will take into account a low and high projection for the future population in 2035.

Table 2.7: Impact of population projections (low projection) on the need for cricket provision in Merton (Team Generation Rates)

Sport and Age Groups	Current no. of teams	Current population	Future population	Current TGR	Population Change	Projected team no. change
Cricket Senior Men's (18-55yrs)	48	57,767	61,085	1,202	3,318	2.7
Cricket Senior Women's (18-55yrs)	1	58,546	60,019	58,546	1,473	0.0
Cricket Junior Boys (7-18yrs)	41	14,456	15,349	352.6	893	2.5
Cricket Junior Girls (7-18yrs)	10	13,324	14,597	1,332.4	1,273	1.0

- 2.8.5 Table 2.7 above illustrates that the low population projection in Merton is to lead to an increase in demand for cricket, with an additional 7 teams (rounded up) expected across the borough.
- 2.8.6 This calculation illustrates the projected growth across each cricket age group, with a significant proportion of the growth projected to be in the junior boys (7-18yrs) age group.

Table 2.8: Impact of population projections (high projection) on the need for cricket provision in Merton (Team Generation Rates)

Sport and Age Groups	Current no. of teams	Current population	Future population	Current TGR	Population Change	Projected team no. change
Cricket Senior Men's (18-55yrs)	48	57,767	67,400	1,202	9,633	8.0
Cricket Senior Women's (18-55yrs)	1	58,546	66,251	58,546.0	7,705	0.1
Cricket Junior Boys (7-18yrs)	41	14,456	16,872	352.6	2,416	6.9
Cricket Junior Girls (7-18yrs)	10	13,324	16,059	1,332.4	2,735	2.1

2.8.7 Table 2.8 above takes into account the high population projections for Merton. This leads to a greater increase in future numbers across the age groups. This high projection estimates to an increase in demand for cricket, with an additional 17.1 teams expected across the borough.

2.8.8 The largest increase is again seen in senior men's age category with 8.0 teams projected followed by junior boys cricket team demand at 6.9.

2.8.9 Utilising the current demand for cricket in each of the sub areas and how each of the sub areas is projected to grow over the lifetime of the strategy, an estimation of how the growth of demand is likely to be allocated across the four sub areas is summarised in the table below.

Table 2.9: Projected increase in cricket demand in Merton by Sub area (low projection)

Sport and Age Groups	Colliers Wood and South Wimbledon	Mitcham	Morden	Raynes Park	Wimbledon	Total
Cricket Senior Men's (18-55yrs)	1.1	0.3	0.2	0.4	0.9	2.7
Cricket Senior Women's (18-55yrs)	0.0	0.0	0.0	0.0	0.0	0.0
Cricket Junior Boys (7-18yrs)	1.4	0.4	-0.4	1.0	0.1	2.5
Cricket Junior Girls (7-18yrs)	0.5	0.0	0.1	0.3	0.0	1.0

Table 2.10: Projected increase in cricket demand in Merton by Sub area (high projection)

Sport and Age Groups	Colliers Wood and South Wimbledon	Mitcham	Morden	Raynes Park	Wimbledon	Total
Cricket Senior Men's (18-55yrs)	2.5	1.3	0.8	1.4	1.7	7.7
Cricket Senior Women's (18-55yrs)	0.0	0.0	0.0	0.0	0.0	0.1
Cricket Junior Boys (7-18yrs)	2.5	1.6	0.3	1.8	0.8	6.9
Cricket Junior Girls (7-18yrs)	0.7	0.3	0.3	0.5	0.2	2.1

2.8.10 It is important to note that the TGR and future growth calculation assumes that clubs, the council and the local ECB development officers do not improve their marketing or participation schemes over the period and are therefore no more successful than they are now in attracting new players to participate in football in the borough. In reality, it is expected that there will be improved channels of digital communication and improved maintenance technology, as well as higher quality ancillary provision.

DEMAND DRIVEN BY LATENT DEMAND

2.8.11 While a large amount of future demand will be driven by population growth, it is also likely that clubs and operators are successful in converting latent demand into actual demand, therefore increasing the number of people playing cricket. The table below identifies all clubs, grouped by sub area, that identified latent demand (not currently active), which they are aiming to convert into affiliated cricket

demand within the next 3 - 5 years. This provides an estimation of the number of new teams that will be required in Merton in addition to the teams generated by population growth. It should be noted that a significant amount of this latent demand is understood to have been identified and driven by ECB and Surrey County Cricket Board's activities in the women's and girl's game.

Table 2.11: Latent demand for cricket by sub area

Sub Area	Club	Senior Cricket		Junior Cricket	
		Men	Women	Boys	Girls
Colliers Wood and South Wimbledon	Merton CC	-	2	1	1
	Old Rutlishians CC	-	-	-	4
Mitcham	Mitcham CC				1
Morden	Morden CC	1	-	-	-
Raynes Park	Old Wimbledonians CC	-	-	2	1
	Wimbledon Corinthians CC	1	-	-	-
Wimbledon	Wimbledon CC	2	1	3	2

2.8.12 Table 2.11 above indicates that the area of greatest potential demand across the borough is in girl's cricket with 9 teams. This would almost double the current number of girl's teams in Merton.

2.8.13 It is important to note that this projected growth should be treated with an element of caution, as the source of information is club consultations and the expected level of growth reported by the Surrey Cricket Board. In some instances, clubs may not have considered the governance and infrastructure requirements, associated with ongoing club growth. As a result, there may be instances where actual growth does not meet the projections identified during consultation.

2.8.14 With the above caution in mind, women's and girl's cricket is a major area of focus for the ECB. As part of the consultation for this study, the Surrey County Cricket Board reported that by 2035 there could be around 23 women's and girl's teams in Merton. This would see female cricket formal participation increase by over 100%. This does not include the increased participation in women's and girl's cricket produced by Women's Softball Tournaments held at centres across the country, or the demand created by girl's participation in mixed All Stars Cricket sessions run by clubs.

IMPORTED DEMAND

2.8.15 This section will summarise the demand for cricket pitches in Merton being produced by clubs or organisations not based within the borough, or whose players that are not principally residents of the borough. This demand has been established through consultation with clubs located both inside and outside of the borough, and with Idverde, the organisation that manages the booking of the local authority's cricket pitch portfolio. This process has captured 496 bookings being made in Merton by teams or organisations not necessarily based in the borough.

2.8.16 The table below shows the entirety of the captured imported demand in the borough. To show the nature of this demand, the table has been split into 4 areas or 'types'. These are defined as;

2.8.17 **Formal Cricket Clubs:** this refers to traditional, league-based cricket clubs that are using Merton's cricket sites to meet their pitch requirements. As is shown below, over two thirds of imported demand from traditional cricket clubs takes place on Saturdays. Consultation with the ECB and SCCB indicates that the reason behind this imported demand is thought to be because there is a lack of facilities of adequate quality located within their respective 'home' boroughs. The Surrey Cricket League is the largest booker of facilities, with 68 bookings per year, which it undertakes on behalf of

its constituent clubs. All of the Surrey Cricket League's bookings are on Saturdays. Spencer CC, based in Wandsworth, is the next largest with 48 bookings in 2018. The majority of Spencer CC's bookings takes place on a Sunday.

- 2.8.18 **Social Cricket Clubs:** this refers to clubs that typically have just one senior men's team and play 'friendly' matches, typically on Sundays or during mid-week, that take place outside of a formal league structure. Social teams made 51 bookings in 2018 with 30 bookings on Sundays and 15 during mid-week. The Bricklayers Arms, located in Putney, Wandsworth, was the social team that made the largest number of bookings with 13 followed by Superstars who made 12.
- 2.8.19 **Non-traditional Tournaments:** This refers to cricket competitions that have developed over a relatively recent period and do not readily fit the definition of a traditional English cricket league (well established clubs, often with multiple teams and youth sections, playing at a home ground every Saturday throughout the summer, typically in a long format of the game). Conversely, non-traditional tournaments are typically played at central venues booked by the competition, competed in by one-team 'clubs' in a shorter format. Usually, due to the dominance of the traditional league game occupying facilities and the preferences of players, these competitions take place either on Sundays or during the mid-week period. Non-traditional tournaments booked 125 pitches in 2018.
- 2.8.20 The competition to book most pitches was the Masroor Tournament, which is an international T20 competition organised by Majilis-e-Sehat UK, an organisation that promotes international sporting competition between Muslims communities at Football, Basketball and Cricket. This being an international tournament, it is understood that this tournament takes place over a very short time period with a high concentration of matches with 27 bookings during midweek and a further 13 on Sundays across 10 venues.
- 2.8.21 Last Man Stands (LMS) is an 8-a-side tournament that typically takes place mid-week on grounds with NTPs. The tournament has become well established in cities around the world as a post-work, short-but-intense cricket format. The competition typically takes place once or twice per week over a summer. Last Man Stands made 41 bookings in Merton in 2018, with 32 of these during the mid-week period. Last Man Stands is principally based at Raynes Park Sports Ground with 39 bookings in 2018.
- 2.8.22 The British Tamil Cricket League (BTCL) is similar to its football equivalent playing at the Commons Extension Sports Ground (see the Football Analysis Chapter for more information). It typically caters to single team clubs made up of players predominantly from a South Asian ethnic background and take place on Sundays over the summer. The BTCL made 35 bookings across 8 sites in 2018, with 12 of these at Haydons Road Recreation Ground.
- 2.8.23 Other Cricket Demand: This refers to all demand that takes place on Merton sites that does not fit into the categories discussed above.
- 2.8.24 The Ali Jaffer Academy is a cricket coaching academy principally catering to children through summer camps and sessions. The Ali Jaffer Academy is the largest single booker of local authority pitches in Merton, with 88 bookings in 2018. 86 of these were based at Dundonald Recreation Ground, with 63 bookings during mid-week and 23 on Saturdays. The academy is understood to attract players from a wide catchment area.
- 2.8.25 Unknown bookers comprised 74 of the 496 imported bookings made during the 2018 season. This is because these bookings were made under an individual's name which could not be associated with a cricket team or did not respond to a request to confirm the club / organisation on whose behalf they

were booking. The vast majority of bookers that remain unknown placed just one or two bookings in 2018. 46 of the 74 unknown bookings were made on Sundays and a further 23 on Saturdays indicating that these were made by social clubs or teams, however, this remains speculation.

Table 2.12: Imported Cricket Demand being played in Merton

Type of Cricket		Formal Cricket Clubs						Social Cricket Clubs							Non-traditional Tournaments			Other		Total			
Club / Organisation	Hiring the Ground	Battersea Ironsides CC	Kingstonians CC	Reigate Priory CC	Spencer CC	Sutton CC	Surrey Cricket League	Battersea Badgers	Bricklayers Arms	Frimley Green	Gentlemen of West London	Gori Sports	Southwark & Lambeth Imperial	St Anne' s All Stars	Superstars	British Tamil Cricket League	Leat Man Stands	Masroor Tournament	All Jaffer Academy		Unknown		
Abbey Recreation Ground	Sat	17	3						1									1			22	61	
	Sun								11			1			1			2			6		21
	MW							2							11			3			2		18
Cottenham Park	Sat	1	2			1	8										2				1	15	36
	Sun		1		12							1				2					2	18	
	MW																	3				3	
Dundonald Recreation Ground	Sat		2				1	2										1	23	1	30	131	
	Sun		2		23			2						1		1		1			8		38
	MW																		63				63
Haydons Road Recreation Ground	Sat						4	2					4						1		8	19	45
	Sun								1		2					12		1			4	20	
	MW																	3			3	6	
Joseph Hood Recreation Ground	Sat		9															2			1	12	42
	Sun				12			1				1				1		1			11	27	
	MW																	3				3	
King Georges Playing Fields	Sat		1		1		33											1				36	54
	Sun									1						7		2			4	14	
	MW																	3			1	4	
Morden Park	Sat																					0	3
	Sun																					0	
	MW																	3				3	
Morden Rec	Sat																	2			3	5	15
	Sun								2							2		1			2	7	
	MW																	3				3	
Nursery Road Recreation Ground	Sat		1																			1	21
	Sun															2		2			13	17	
	MW																	3				3	
Raynes Park Sports Ground	Sat		2	1			21										3	2				29	88
	Sun								1	1	1		1			5	4	3			4	20	
	MW															3	32	3				39	
Total		18	23	1	48	1	67	9	13	5	1	5	5	1	12	35	32	3	41	49	88	74	496
Grand Total		158						51							125			162					

2.8.26 Table 2.12 above details 496 matches of imported demand taking place in Merton on local authority owned/managed pitches. Dundonald Recreation Ground is the ground most used for imported demand, hosting 131 matches in 2018. Raynes Park Sports Ground hosts the next highest number of imported matches with 88, of which 55 is from non-traditional tournaments. It should be noted that the sites noted in the table above also host matches from Merton based clubs as well as the demand captured here.

DISPLACED DEMAND

2.8.27 The imported demand section (above) shows that there is a significant amount of imported demand in Merton, with a total of 496 matches being played including 169 taking place on a Saturday, 145 on a Sunday and 182 during Mid-week. This level of demand is expected to have a knock-on effect on Merton based clubs being able to secure use of local grounds to meet their demand and having to travel outside of the borough to access pitches, thereby increasing travel-times for participants and decreasing their experience of playing cricket.

2.8.28 It should be noted that displaced demand is not necessarily caused only by a lack of available facilities; as a possible lack of available facilities of adequate quality to meet the needs of users; the price point of hiring the pitches; or the ease of getting to a facility located outside of the borough may also be a factor in the decision to play at a given venue.

2.8.29 This section details the level of 'displaced' demand reported by clubs during consultations

2.8.30 Table 2.13 summarises where this has been identified during the primary research phase, which is defined as 'displaced demand' in line with the 2013 PPS Guidance.

Table 2.13: Displaced demand for cricket in Merton (in teams)

Club	Stated Reason for Demand Displacement	Adult		Junior	
		M	F	M	F
Morden CC	Lack of available pitches in Merton	1	-	-	-
Wimbledon CC	Lack of available pitches. Lack of quality. Lack of 'partnership' from Idverde*	3	-	1	1
Wimbledon Corinthians CC	Merton facilities not available when we require them.	1	-	-	-

*It should be noted that this relationship has been understood to have been improved since this was reported.

2.8.31 Table 2.13 shows that there is a fair amount of exported demand in Merton. This fits with the reports from the consultation of local clubs. In total, it can be stated that this represents around 66 matches per season of exported demand (assuming 10 games per adult team and 8 per junior team). This aligns almost perfectly with the number of imported games captured in table 2.12 (provisional finding).

2.9 Supply and demand balance

- 2.9.1 Having established both the quality and quantity of supply and the level and composition of demand in Merton, this section presents the collated supply and demand balance findings for cricket provision (both for current and future analysis) for the study, split by sub area.
- 2.9.2 The pitch balance figures i.e. the relationship between supply and demand, have been calculated using the capacity and pitch quality ratings, with further detail provided in Technical Appendix B.
- 2.9.3 Table 2.14 overleaf provides a supply and demand analysis for all cricket sites across the borough. To provide a greater understanding of how this spare capacity or deficit is dispersed around the borough, Tables 2.16 to 2.21 show the total capacity analysis for cricket in each of the five sub areas. For each table, future demand analysis has been carried out, to show the impact of pitch ownership and security across the sub area.
- 2.9.4 The nature of cricket supply and demand means that where sites have non-turf pitches (NTPs) as part of a mixed-surface square, there may be the opportunity to utilise the NTP for some of the demand and thereby reduce the level and rate of surface wear on the grass wickets. NTPs are not considered to be the first choice of surface for several types of cricket user due to the perception of a lack of quality or that using them is a departure from the ‘traditional’ or ‘proper’ game. This perception exists to the extent that some league do not allow fixtures played at a certain standard to be played on NTPs. Therefore, only the following ‘types’ of demand will be considered suitable for NTP use (all other demand will be considered to be played exclusively on grass wickets):
- All junior cricket matches
 - LMS matches
 - Ali Jaffer Academy sessions

SPARE CAPACITY AND OVERPLAY

- 2.9.5 Overplay occurs when a cricket square is played on a greater amount than is recommended by the pitch’s carrying capacity. If a good quality square has 8 individual wickets, then this provides an overall carrying capacity of 40 matches per season for that square. If, however, demand consultation indicates that there are 50 matches being played on that square over the course of a season, then that square (pitch) can be said to be overplayed.
- 2.9.6 There are a number of reasons for a pitch being overplayed, such as lack of alternative provision, poor site management, or a discrepancy in pitch rates, making some more affordable than others.
- 2.9.7 Spare capacity is the opposite of overplay and occurs when demand at a site is less than the theoretical carrying capacity over a season.
- 2.9.8 It is important that any overplay of pitches is considered as part of the overall supply and demand analysis, therefore Table 2.14 overleaf identifies overplay or spare capacity at all sites.

Table 2.14: Site balance analysis for cricket in Merton

Playing Pitch Sites	Squares	Wickets (grass)	Quality of grass Provision	Supply Grass Wickets	Demand (Adult)	Demand (Junior)	Grass Wicket Balance (all demand)	NTPs	NTP quality	NTP Supply	Demand playable on NTPs	NTP Balance*	Final Grass Wicket Balance*
Abbey Recreation Ground	1	10	67% - Standard	40	52	20	-32	0	-	-	-	-	-32
Archbishop Tenison Sports Ground	1	9	100% - Good	45	0	8	37	0	-	-	-	-	37
Cottenham Park	1	12	83% - Good	60	36	12	12	0	-	-	-	-	11
Mitcham Cricket Green	1	12	100% - Good	60	24	15	21	0	-	-	-	-	21
Dundonald Recreation Ground	2	20	83% - Good	100	116	40	-56	0	-	-	-	-	-56
Haydons Road Recreation Ground	1	12	100% - Good	60	37	20	3	0	-	-	-	-	3
Hillcross Primary School	1	0	-	0	0	0	0	1	71% - Standard	60	-	60	0
John Innes Recreation Ground	1	15	60% - Standard	60	61	0	-1	0	-	-	-	-	-1
Joseph Hood Recreation Ground	1	8	60% - Standard	32	36	12	-16	0	-	-	-	-	-16
King Georges Playing Fields	1	8	83% - Good	40	65	0	-25	0	-	-	-	-	-25
King's College School Sports Ground	3	5	100% - Good	25	0	0	25	2	100% - Good	120	-	120	145
Kings College School	3	24	83% - Good	120	0	0	120	0	-	-	-	-	120

Playing Pitch Sites	Squares	Wickets (grass)	Quality of grass Provision	Supply Grass Wickets	Demand (Adult)	Demand (Junior)	Grass Wicket Balance (all demand)	NTPs	NTP quality	NTP Supply	Demand playable on NTPs	NTP Balance*	Final Grass Wicket Balance*
Morden Cricket Club	1	14	100% - Good	70	65	0	5	0	-	-	-	-	5
Morden Recreation Ground	1	4	100% - Good	20	30	0	-10	0	-	-	-	-	-10
Nursery Road Playing Fields	1	10	77% - Standard	40	56	0	-16	0	-	-	-	-	-16
Old Emmanuel Rugby Club (Blagdon's Sports Ground)	1	8	100% - Good	40	40	0	0	0	-	-	-	-	0
Old Rutlishians Association	1	15	77% - Standard	60	40	5	15	0	-	-	-	-	15
Old Wimbledonians Association	2	30	83% - Good	150	114	134	-98	0	-	-	-	-	-98
Raynes Park High School	2	12	100% - Good	60	11	40	9	0	-	-	-	-	9
Raynes Park Sports Ground	3	24	67% - Standard	96	79	68	-51	3	66% - Standard	180	107	73	56
Rutlish School	1	6	67% - Standard	24	0	25	-1	1	51% - Standard	60	25	35	24
The King's Club	3	20	100% - Good	100	0	0	100	0	-	-	-	-	100
The Wimbledon Club	1	10	100% - Good	50	24	30	-4	0	-	-	-	-	-4
Wimbledon Chase Primary School	1	0	-	0	0	25	-25	1	86% - Good	60	25	25	0
Wimbledon College (Coombe)	1	10	50% - Poor	0	0	0	0	0	-	-	-	-	0

Playing Pitch Sites	Squares	Wickets (grass)	Quality of grass Provision	Supply Grass Wickets	Demand (Adult)	Demand (Junior)	Grass Wicket Balance (all demand)	NTPs	NTP quality	NTP Supply	Demand playable on NTPs	NTP Balance*	Final Grass Wicket Balance*
Lane Playing Fields)													
Wimbledon Rugby Football Club	3	9	100% - Good	45	0	0	45	0	-	-	-	-	45

* Assuming all demand playable on NTPs is actually played on NTPs.

- Table 2.14 shows the current balances of NTPs and grass wickets in Merton. The table shows a balance if all demand were to be played on NTPs, the amount of demand that could be played on NTPs should they be present and a final agreed balance figure for grass wickets. The largest deficits are seen at Old Wimbledonians Association in the Raynes Park sub area and at Dundonald Recreation Ground in the Wimbledon sub area. Raynes Park Sports Ground would be overplayed by 51 matches per year if no games were to take place on the NTPs present at the site.

2.10 Site by site analysis

2.10.1 To ensure that the PPS can be seen as a robust evidence base, the site-by-site assessment below includes all cricket sites in the borough. This table serves to summarise the key parts of the PPS assessment that have been identified so far within this sport specific section.

Table 2.15: Site by site summary for cricket provision in Merton

Site	Location	Squares	Community Use	Secured Community Use	Ownership	Capacity Analysis (grass wickets)	Capacity in the Peak Period	Site Summary
Abbey Recreation Ground	Colliers Wood and South Wimbledon (SW19 3BP)	1	Available	Secured	Local Authority	This site is currently over capacity for grass wickets	As the site is overplayed, there is no spare peak period capacity	<p>This site is used by Old Rutlishians CC for 2x u14 and 2x u15 boy's teams. The site also has substantial imported demand from Battersea Ironsides CC for their 3rd and 4th teams (imported demand) and Kingstonians CC, Bricklayers Arms, Gori Sports, Superstars and the Masroor Tournament.</p> <p>The site is accessible from all sides to the public, however, there are limited issues in terms of anti-social behaviour. The ancillary facility is of a good condition, with suitable DDA facilities. The ancillary is well secured with shutters over the windows and secure entrance and exists present.</p> <p>The cricket square has 10 grass wickets of adequate quality, with some strips clearly more worn and overused than others. The outfield is well cut however there are patches with weeds and dead grass, making it uneven.</p>

Site	Location	Squares	Community Use	Secured Community Use	Ownership	Capacity Analysis (grass wickets)	Capacity in the Peak Period	Site Summary
Archbishop Tenison Sports Ground	Raynes Park (KT3 6LX)	1	Available	Secured	Charity, Trust	This site is currently under capacity for grass wickets	Mid-week – 3 spare match slots	<p>This site is used by Wimbledon CC for their u13 boys' team.</p> <p>Along with the 9-wicket square situated in the middle of the site there are also two practice wickets present. These are accompanied by a roll out cage and are used for all training. In terms of this roll out cage, it is not suitable for club use due to the weight and the club would be keen to reinvest into a new one.</p> <p>The outfield is of good quality and has received much maintenance in order to regenerate this from the winter season. The biggest priority is still the ancillary facility, and in particular the roof. The site has invested around £3,000 into patch up work however this will not be sufficient in the long term and the site are keen to establish suitable funding for this.</p>
							Saturday – 1 spare match slot	
							Sunday – 1 spare match slot	
Cottenham Park	Raynes Park (SW20 0DN)	1	Available	Secured	Local Authority	This site is currently under capacity for grass wickets	Mid-week – At Capacity in the peak period	<p>This site is used by Wimbledon United CC for 1x senior men's team, Wimbledon Village CC for 1x senior men's team. The site is also used for imported demand including Battersea Ironsides CC (junior teams) and Spencer CC (junior teams), Kingstonians CC, Sutton CC other</p>

Site	Location	Squares	Community Use	Secured Community Use	Ownership	Capacity Analysis (grass wickets)	Capacity in the Peak Period	Site Summary
							<p>Saturday – At Capacity in the peak period</p> <p>Sunday – At Capacity in the peak period</p>	<p>bookings from the Surrey Cricket league, Gori Sports, and BTCL fixtures.</p> <p>There is one square present, with 12 wickets on this. The site is maintained by Idverde, including the square and outfield. The outfield is uneven throughout and there is evidence of over growing areas that mean that boundary has to be moved around this. The site drains poorly and often pools in the areas of long grass length. Despite the site being open to the public at all times, there is limited instances of vandalism or anti-social behaviour. The outfield does suffer from dog fouling in peak season however this is manageable for the club.</p> <p>The main development priority at present is to address issues regarding the ancillary. The standard of this is poor, with no suitable shower or washing facilities. The ancillary is used as a day care centre during the day and often the communal areas are full of this equipment and unusable for the club.</p>

Site	Location	Squares	Community Use	Secured Community Use	Ownership	Capacity Analysis (grass wickets)	Capacity in the Peak Period	Site Summary
Mitcham Cricket Green	Mitcham (CR4 4LB)	1	Available	Secured	Local Authority	This site is currently under capacity for grass wickets	Mid-week – 2.5 spare match slots	<p>This site is used by Mitcham CC for 3x adult male teams, 1x adult female teams and x3 female junior sides.</p> <p>The site is of good quality throughout and is maintained to a sufficient level. There are 12 grass wickets present. The site has a good quality of sight screen. Changing and parking facilities are located across the road from the main pitch.</p>
							Saturday – At Capacity in the peak period	<p>The site is open at all sides yet does not seem to fall victim to vandalism or anti-social behaviour</p>
							Sunday At Capacity in the peak period	<p>The land on which the pavilion sits is currently owned by a private firm which is currently seeking planning to 'develop' the site. This places the pavilion and consequentially the ability of the club to continue operating at the site under significant threat. The club, ECB and the council are keen to protect the pavilion as its loss would have a profound impact on the club.</p> <p>The pavilion itself is known to be in a functional condition but indeed of some refurbishment to meet the requirements of the club. Mitcham CC are currently working with the ECB and SCCB to re-design the pavilion to improve its condition and suitability.</p>

Site	Location	Squares	Community Use	Secured Community Use	Ownership	Capacity Analysis (grass wickets)	Capacity in the Peak Period	Site Summary
Dundonald Recreation Ground	Wimbledon (SW19 3QH)	2	Available	Secured	Local Authority	This site is currently over capacity for grass wickets	As the site is overplayed, there is no spare peak period capacity	<p>This site is used by Mitcham CC for 1x adult male teams but is also heavily used servicing for imported demand. This includes hosting; Spencer CC (junior teams), Kingstonians CC, Battersea Badgers, St Anne's All Stars, BTCL fixtures, Masroor Tournament fixtures and over 86 sessions of the Ali Jaffer Academy.</p> <p>The site is understood to be used for 146 matches in 2018.</p> <p>The site is well utilised for recreation play along with dog walkers and other social activities.</p> <p>No formal parking provision available for the site, however, there is sufficient on road parking.</p> <p>There are two cricket pitches on site, one with a 10-strip senior grass wicket and the other with a 10-strip junior grass wicket. Both wickets are maintained to a good standard and the outfield has good grass coverage and is well cut.</p> <p>The pavilion is understood to be very basic and in need of some refurbishment in order to better meet the expectation of pitch users.</p>

Site	Location	Squares	Community Use	Secured Community Use	Ownership	Capacity Analysis (grass wickets)	Capacity in the Peak Period	Site Summary
Haydons Road Recreation Ground	Colliers Wood and South Wimbledon (SW19 1EX)	1	Available	Secured	Local Authority	This site is currently under capacity for grass wickets	Mid-week – 3.5 spare match slots	<p>This site is used by Wimbledon CC for 1x adult males sides and 2x junior female sides. The site is also used for a significant amount of imported demand with use by the Surrey Cricket League, Battersea Badgers, Frimely Green, Gori Sports, Southwark and Lambeth Imperial, BTCL fixtures and Masroor Tournament matches.</p> <p>The site is open at all sides and does suffer from anti-social behaviour in certain areas. There is evidence of littering and dog fouling throughout the site.</p> <p>The square is suitable and appears to be appropriately maintained however it is not fenced off and appears to take some informal demand.</p> <p>Whilst there is parking on site, there are limited other ancillary facilities and therefore these require improvement for the site to better meet the needs of site users.</p>
							Saturday – At Capacity in the peak period	
							Sunday – At Capacity in the peak period	
Hillcross Primary School	Morden (SM4 4EE)	1	Available	Unsecured	Education	No demand recorded at this site	Mid-week – 4 spare match slots	<p>There is one artificial wicket present. The main development planned is the moving of the artificial wicket in order to having a cricket practice area,</p>

Site	Location	Squares	Community Use	Secured Community Use	Ownership	Capacity Analysis (grass wickets)	Capacity in the Peak Period	Site Summary
							<p>Saturday – 1 spare match slots</p> <p>Sunday – 1 spare match slots</p>	<p>utilising the pre-existing roll out cage. The school are looking to move this to the right-hand side of the site where the sand pit currently is, due to this not being used often.</p> <p>Consultation with the ECB reports that this site is used by Cricket Dynamics coaching group on Saturdays and Sundays from 2019. It is understood that this is considered the best possible use for this facility due to its profile as a stand-alone NTP site.</p>
John Innes Recreation Ground	Colliers Wood and South Wimbledon (SW20 9EN)	1	Available	Secured	Local Authority	This site is currently over capacity for grass wickets	As the site is overplayed, there is no spare peak period capacity	<p>This site is used by Merton CC for 7x adult male teams.</p> <p>The club has a rolling agreement with the council for the site, with no formal lease. The pitch itself is of standard quality, however, the grass 15-strip square is very old and the quality is beginning to deteriorate and is becoming dangerous to play on.</p> <p>As the site is a public park, dog fouling, and anti-social behaviour is sometimes an issue, with members of the public using the site as a 'social area' in the evenings.</p> <p>The club has been fundraising for a 2-lane NTP net facility and has begun getting some quotes for the project. The ancillary facility is adequate, and the interior is slightly outdated,</p>

Site	Location	Squares	Community Use	Secured Community Use	Ownership	Capacity Analysis (grass wickets)	Capacity in the Peak Period	Site Summary
								<p>however, the toilets and showers were recently refurbished and are of good quality.</p> <p>The key development priorities for the club is to install the new net facility and to extend the bar in the clubhouse. The club are forced to use 3 other sites around the borough for match provision as their site is over capacity on weekends.</p> <p>Car parking was not reported to be an issue during the consultation or site visit.</p>
Joseph Hood Recreation Ground	Raynes Park (SW20 9BU)	1	Available	Secured	Local Authority	This site is currently over capacity for grass wickets	As the site is overplayed, there is no spare peak period capacity	<p>This site is used by Seveno CC for 1x adult male teams and Spencer CC (junior teams). The site is also used by Kingstonians CC, Spencer CC, Battersea Badgers, Gori Sports, BTCL and Masroor Tournament matches, which are considered to be imported demand.</p> <p>The ancillary facility from the outside is of good condition, however, there are issues on the inside regarding the quality of changing provision.</p> <p>Seveno CC is keen to improve the quality in order to incorporate more teams on site along with better quality throughout. The cricket outfield overlaps the football pitches which</p>

Site	Location	Squares	Community Use	Secured Community Use	Ownership	Capacity Analysis (grass wickets)	Capacity in the Peak Period	Site Summary
								<p>affects the quality as there are some areas of poor grass coverage.</p> <p>The car parking on site is thought to be large enough but ingress and egress is difficult due to a single carriage way.</p>
King Georges Playing Fields	Morden (SM4 4PN)	1	Available	Secured	Local Authority	This site is currently over capacity for grass wickets	As the site is overplayed, there is no spare peak period capacity	<p>The site is used by Commonwealth 1920 CC. for 1x adult male teams. The site is also known to be used by Kingstonians CC, Spencer CC, the Surrey Cricket League, Frimley Green, BTCL and Masroor Tournament matches which are considered to be imported demand.</p> <p>The square is roped off, however, does appear to fall victim to informal use and impact from dog walkers using the site. The outfield is typical of this, there is evidence of surface breaks and poor grass coverage along with fouling and littering in place. As mentioned, the site is very popular for dog walkers and there are no restrictions to the dogs in terms of running over the cricket facilities.</p> <p>There is a large ancillary facility present on site which is in an adequate condition and no users stated a need for these to be</p>

Site	Location	Squares	Community Use	Secured Community Use	Ownership	Capacity Analysis (grass wickets)	Capacity in the Peak Period	Site Summary
								<p>substantively updated during consultations.</p> <p>There is limited car parking on site and none-of-this is not reserved for pitch hirers. Whilst this is not always a major issue, it can be difficult for pitch hirers to park during sunny weekends.</p>
King's College School Sports Ground	Raynes Park (KT3 6JA)	3	Not Available	Unsecured	Education	No demand recorded at this site	Mid-week – 12 spare match slots	There is no formal community demand identified on site as it is not available for community use.
							Saturday – 3 spare match slots	Similar to football, the college also hire Archbishop Tenison Sports Ground for games.
							Sunday – 3 spare match slots	The site does not have any other development priorities at present, due to recently installing a second artificial wicket to the rear of the site.
Kings College School	Colliers Wood and South Wimbledon (SW19 4TT)	3	Not Available	Unsecured	Education	No demand recorded at this site	Mid-week – 4 spare match slots	There is no formal community demand identified on site as it is not available for community use.
							Saturday – 1 spare match slot	This independent school has a number of good sports facilities and some major works currently going on. On the 1 st team cricket pitch there are 12 grass strips on the wicket and 3 senior rugby pitches over marked

Site	Location	Squares	Community Use	Secured Community Use	Ownership	Capacity Analysis (grass wickets)	Capacity in the Peak Period	Site Summary
							Sunday – 1 spare match slot	around the outside (the seasons do not overlap however and so the quality of the pitches is not affected). There are changing facilities within the school that the pupils use and there is also a large cricket pavilion with adequate changing, shower and kitchen / social facilities. There have been discussions to potentially add an NTP strip on the small field on the junior cricket square and also to install a 3-lane NTP cricket net facility on the main field.
Morden Cricket Club	Morden (SM4 4SE)	1	Available	Secured	Local Authority	This site is currently under capacity for grass wickets	Mid-week – 3 spare match slots Saturday – 0.5 spare match slots	<p>This site is used by Old Rutlishians CC for 3x junior male teams. The site is also used by Frimley Green, BTCL and Masroor Tournament matches which are treated as imported demand.</p> <p>The site is managed by Morden CC, who have been on site since 1952, however is owned by Merton council. The council have discussed a formal lease with the club, however due to the size of the club they did not see this as a financially viable decision. The club still see their use as secure.</p> <p>The site is maintained by Idverde, however the club find that they cut it</p>

Site	Location	Squares	Community Use	Secured Community Use	Ownership	Capacity Analysis (grass wickets)	Capacity in the Peak Period	Site Summary
							Sunday –1 spare match slot	<p>on a Monday and this therefore leaves the grass too long for a game on the following weekend. The club find maintenance to be suitable but would like further work to be done to remove the hedge line on the perimeter as they lose balls in this during the games.</p> <p>There are also drain covers in the outfield, the club would like these covered along with rope pole holes filling as it is seen as a health and safety issue. Other issues with the outfield are such as dog fouling and vandalism.</p> <p>The main development priority for the club is the pavilion facility which they find is currently adequate but is need of refurbishment to prevent the condition of the building from declining into an unacceptable state.</p> <p>The changing rooms require better ventilation and general touch-ups, along with the kitchen in order to make it suitable for food preparation. The club have invested heavily into the ancillary but find that they cannot afford any further work.</p> <p>The site has dedicated car parking which is just about sufficient to</p>

Site	Location	Squares	Community Use	Secured Community Use	Ownership	Capacity Analysis (grass wickets)	Capacity in the Peak Period	Site Summary
								accommodate the typical number of cars that are present on a match day.
Morden Recreation Ground	Morden (SM4 6RA)	1	Available	Secured	Local Authority	This site is currently over capacity for grass wickets	As the site is overplayed, there is no spare peak period capacity	<p>This site is used by Old Rutlishians CC for 1x adult male teams. The site is also used by Frimely Green, BTCL and Masroor Tournament which is considered to be imported demand.</p> <p>The cricket pitch is of standard condition throughout, there is one fenced off square and this appears to have suitable maintenance carried out on it. The outfield does suffer from informal and recreational usage, mainly through dog walkers, and is uneven in many places. There is a slight slope to the site, but this is assumed to not effect play too much. Ancillary facilities, car parking?</p>

Site	Location	Squares	Community Use	Secured Community Use	Ownership	Capacity Analysis (grass wickets)	Capacity in the Peak Period	Site Summary
Nursery Road Playing Fields	Raynes Park (SW19 3BT)	1	Available	Secured	Local Authority	This site is currently over capacity for grass wickets	As the site is overplayed, there is no spare peak period capacity	<p>This site is used by Old Rutlishians CC for 2x adult male teams.</p> <p>The main issue on site is the condition of the ancillary facility. The facility requires attention, there is a constant issue with break-ins, damage, and vandalism to the building. The site has had renovation works carried out to the interior recently. The site is very popular for users and clubs in the area have registered their intention to lease this ground and subsequently carry out renovation works to the ancillary facility.</p> <p>The car parking provision for this site is suitable, however, there are issues with littering and surface condition here.</p> <p>The wicket is in standard quality, and the outfield is cut well however is uneven, with patches of dead grass and weeds.</p>
Old Emmanuel Rugby Club (Blagdon's Sports Ground)	Raynes Park (KT3 4PU)	1	Available	Unsecured	Education	This site is currently at capacity for grass wickets	As the site is at capacity, there is no spare peak period capacity	<p>This site is used by Old Emmanuel CC for all of its activity. The site is currently thought to be played at its current carrying capacity.</p> <p>The site is owned by Emmanuel's School and both the rugby and cricket clubs are known to have been given one more season before the site will be closed to both clubs to allow the</p>

Site	Location	Squares	Community Use	Secured Community Use	Ownership	Capacity Analysis (grass wickets)	Capacity in the Peak Period	Site Summary
								<p>school to develop the site further for the school's own sporting use.</p> <p>On site, there is one cricket square present along with a two-lane net facility. The square is of good quality and receives suitable maintenance provision. The outfield reflects this, yet there is evidence of surface breaks on the outfield which is attributed to the short turn around between the rugby and cricket season.</p>
Old Rutlishians Association	Colliers Wood and South Wimbledon (SW19 3JS)	1	Available	Secured	Charity, Trust	This site is currently under capacity for grass wickets	Mid-week – 3.5 spare match slots	<p>This site is used by Old Rutlishians CC for 4x adult male teams and 1x junior male teams.</p> <p>Due to the open nature of the site, the site does struggle with littering and dog fouling, however, the site manages this appropriately. In terms of development priorities, the site finds that they are running out of space. Consequently, the site is looking to extend the current ancillary facilities. The site has also explored potentially establishing a lease on Nursery Road in order to meet the demand. To improve the carrying capacity of the site, the site has explored fitting an irrigation system however funding would need to be acquired in order to make this a reality.</p>
							Saturday – At Capacity in the peak period	
							Sunday – 1 spare match slot	
Old Wimbledon	Raynes Park (SW20 0QX)	2	Available	Secured	Mixed Ownership	This site is currently	As the site is	The site is used by Old Wimbledonians CC for 7x adult male

Site	Location	Squares	Community Use	Secured Community Use	Ownership	Capacity Analysis (grass wickets)	Capacity in the Peak Period	Site Summary
ans Association					(Wimbledo n College and Old Wimbledon ians Association)	over capacity for grass wickets	overplayed, there is no spare peak period capacity	teams, 6x junior male teams, 1x junior female teams and 3x mixed junior teams. The cricket outfield is overlapped by 3 senior rugby pitches (one of which is for training purposes, one is suitable for junior rugby and the other suitable for senior rugby) and these tend to decrease the quality of the cricket outfield. All sports facilities on site are maintained by external contractors which the club claim is extremely expensive, especially due to the poor drainage they suffer on site and the increased maintenance work needed as a result. The ancillary facility is owned by the Old Wimbledonians Association, with 4 small changing rooms that are not fit for purpose as they are over capacity and there is nowhere for the new girl's cricket section to change. There are adequate toilet and shower facilities and a large function room equipped with a bar that is available for members of the community to hire. The site is operating at over-capacity, with the CC having to hire numerous other cricket pitches in the area for training / match provision, such as John Innes Ground and Raynes Park Sports Ground next door. The club and school have ambitions to demolish / sell off the land where the current ancillary facility is and rebuild

Site	Location	Squares	Community Use	Secured Community Use	Ownership	Capacity Analysis (grass wickets)	Capacity in the Peak Period	Site Summary
								a new clubhouse between the two cricket pitches. This project would be a joint investment between the club and the College.
Raynes Park High School	Raynes Park (SW20 0JL)	2	Available	Unsecured	Education	This site is currently under capacity for grass wickets	Mid-week – 4 spare match slots	This site is used by Wimbledon CC for 3x junior female teams 1x junior male teams and Raynes Park Former Pupils CC for 2x adult male teams. The cricket provision is of good quality, however due to the proximity of the squares, both cannot be used at the same time. The site has had investment into it, in terms of new drainage, in order to reduce issues of waterlogging which were experienced during winters of previous. The sites maintenance team carry out all work on site and this is sufficient. The school are always looking to acquire new equipment however at present they feel as though they have sufficient equipment.
							Saturday – 1 spare match slot	
							Sunday – 1 spare match slot	
Raynes Park Sports Ground	Raynes Park (SW20 0BH)	3	Available	Secured	Local Authority	This site is currently under capacity for grass wickets	Mid-week – 3 spare match slots	This site is used by Wimbledon Corinthians CC for 3x adult male teams and Wimbledon CC for 7x junior male teams. The site is also used by Kingstonians CC, Reigate Priory, the Surrey Cricket League, Bricklayers Arms, Frimely Green, Gentlemen of West London,

Site	Location	Squares	Community Use	Secured Community Use	Ownership	Capacity Analysis (grass wickets)	Capacity in the Peak Period	Site Summary
							<p>Saturday – At Capacity in the peak period</p> <p>Sunday – At Capacity in the peak period</p>	<p>Southwark and Lambeth Imperial, BTCL, LMS, the Masroor Tournament and the Ali Jaffer Academy. All of the above, save for the two Wimbledon clubs, is considered to be imported demand.</p> <p>Upon summer 2018 site visit, it was confirmed that the Raynes Park Sport & Social Club had folded, and the ancillary facility was no longer in use. The only use it currently sees is when local schools use the facility and use the toilets in the building. The building is subject to bids from local teams and clubs to take on its management.</p> <p>There are three cricket pitches present, all with one NTP each and grass wickets, all able to host senior cricket and junior cricket accordingly. There is no net facility at the site, and this is something the users would like to invest in.</p> <p>There is considerable parking on the site and none of the site users commented that parking was an issue at the site.</p>
Rutlish School	Colliers Wood and South Wimbledon (SW20 9AD)	1	Available	Unsecured	Education	This site is currently over capacity for grass wickets	As the site is overplayed, there is no spare peak	<p>This site is used by Old Rutlishians CC for 5x junior male teams.</p> <p>There is one cricket pitch, with 6 grass strips and one NTP on the wicket. The NTP is standard and is starting to</p>

Site	Location	Squares	Community Use	Secured Community Use	Ownership	Capacity Analysis (grass wickets)	Capacity in the Peak Period	Site Summary
							period capacity	<p>show signs of wear and overuse. The outfield is well cut however very uneven due to the overlap of other sports pitches / athletics track. The 4-lane NTP net facility is also becoming old, as there are holes in the nets and there is evidence of rips and lifting.</p> <p>Ancillary facilities are provided by the school's changing facilities but do not have a dedicated pavilion.</p>
The King's Club	Raynes Park (SW19 4TT)	3	Not Available	Unsecured	Education	No demand recorded at this site	Mid-week – 12 spare match slots	<p>The site is not available for community use. The site is used by Kings College School and has 3 cricket pitches, maintained to a high standard. The site has a good quality of training provision through the large net facility. The site is secured around the perimeter and consequently does not suffer from vandalism or any anti-social behaviour. No further issues or developments could be established.</p>
							Saturday – 3 spare match slots	
							Sunday – 3 spare match slots	
The Wimbledon Club	Wimbledon (SW19 5AG)	1	Available	Secured	Sports Club	This site is currently over capacity for grass wickets	As the site is overplayed, there is no spare peak period capacity	<p>This site is used by Wimbledon CC for 3x adult male teams and 3x junior male teams.</p> <p>The site is a private members club; however, the site actively reaches out to non-members and holds a variety of events and festivals.</p> <p>The changing facilities although part of an impressive clubhouse are not deemed to be in an adequate condition and the club are be looking to improve this. The cricket club on</p>

Site	Location	Squares	Community Use	Secured Community Use	Ownership	Capacity Analysis (grass wickets)	Capacity in the Peak Period	Site Summary
								<p>site have a similar mentality to the hockey, they are keen to invest into council sites and run these in order to act as a second home. Due to the number of teams present, they cannot house all teams on site and have to utilise authority sites, which they do not see as suitable.</p> <p>The club are also looking to reconfigure the nets, to turn them to the north and add an additional two lanes. This would also allow space for further practice wickets to be added.</p>
Wimbledon Chase Primary School	Wimbledon (SW19 3QB)	1	Available	Unsecured	Education	This site is currently over capacity for grass wickets	As the site is overplayed, there is no spare peak period capacity	This site is used by Old Rutlishians CC for 5x junior male teams. There is one non-turf cricket wicket present on site that is rated as good quality. The club does not access any dedicated changing facilities during this use. No issues were reported by the club during consultation.
Wimbledon College (Coombe Lane Playing Fields)	Raynes Park (SW20 0RG)	1	Not Available	Unsecured	Education	Not available for community use	Not available for community use	The school owns and manages the site, with only the school using the pitches and offering no community use. There are 3 standard senior rugby pitches that can be converted in 3 senior football pitches. The cricket square has 10 grass strips that are used extensively by the school for fixtures during the summer term. The ancillary facility onsite has adequate changing and shower facilities.

Site	Location	Squares	Community Use	Secured Community Use	Ownership	Capacity Analysis (grass wickets)	Capacity in the Peak Period	Site Summary
Wimbledon Rugby Football Club	Wimbledon (SW20 0ET)	3 (1x Senior Match Square)	Available	Secured	Local Authority	No demand recorded at this site	Mid-week – 12 spare match slots	<p>There is no formal community demand identified on site but it is thought to be available for use. It is not known if this is due to a lack of awareness of the availability of these pitches amongst the local cricket community.</p> <p>Two of the squares have limited provision and are understood to be used for training, junior and friendly matches only. There is a second pavilion to the south of the site however this seems to be used as a storage rather than having changing provision present.</p> <p>The configuration of the site may change in the near future as the rugby club have applied for a new WR22 3G AGP with fencing and floodlighting.</p>
							Saturday – 1 spare match slots	
							Sunday – 3 spare match slots	

2.11 Current and future positions

- 2.11.1 Table 2.16 provides the supply current and future demand analysis for all cricket provision in Merton. These analyses include different levels of supply and demand, to test the impact of potential changes in population by 2035.
- 2.11.2 For each of the supply and demand assessments, the key findings from the analysis are included as bullet points below the tables.
- 2.11.3 It should be noted that for the future analysis, ECB guidance suggests that adult teams will play 10 home matches per season and junior teams 8 home matches per season. These figures have therefore been utilised to calculate the future demand for pitch provision. Where projected teams number are shown as decimals (as in the TGR breakdown by sub area tables) these have been rounded to the nearest whole team.
- 2.11.4 This analysis has taken into account the high and low population projections for Merton, calculating a future position according to these different projections.

Table 2.16: Cricket supply and demand balance for grass cricket wickets – All AVAILABLE Sites (measured in matches per year)

Sub Area	Total Spare Capacity	Total Overplay	Current Position	Unmet/Latent Demand	Displaced Demand	Future Demand from TGR		Future position	
						High	Low	High	Low
Colliers Wood and South Wimbledon	42	33	9	78	-	68	24	-137	-93
Mitcham	21	0	21	8	-	26	-	-13	13
Morden	5	35	-30	10	10	10	-	-60	-50
Raynes Park	113	130	-17	34	10	34	8	-95	-69
Wimbledon	45	60	-15	70	46	28	10	-159	-141
Merton	226	258	-32	200	66	166	42	-464	-340

- 2.11.5 For all grass pitch provision that is available and secured for community use, there is a deficit of 32 matches per season for grass cricket provision in Merton.
- 2.11.6 The future projections (incorporating projected future demand and assuming supply stays consistent) show a worsening deficit across secured sites. The deficit is expected to increase to 464-340 matches when taking into account the high and low population projections respectively. This demonstrates a clear need to increase the amount of capacity and, where necessary, reduce the amount of imported demand played on cricket sites in Merton.

2.12 Peak time supply and demand analysis

- 2.12.1 In line with the 2013 Sport England PPS guidance, this study has considered the total supply and demand for facilities, measured in match equivalent sessions per season for cricket. While this is a valuable measure of whether or not pitches are at capacity, underplayed or overplayed, the patterns of demand should also be considered when assessing whether there are sufficient facilities across Merton to meet demand at peak-times. This analysis is presented in table 2.18 below. A full methodology for calculating peak time capacity can be found in the appendix.
- 2.12.2 Table 2.18 illustrates the current spare match slots available of the current, available pitch stock. This level of spare capacity is measured against the current level of displaced or latent demand to show the 'current balance' of pitch provision. The table also shows the projected position against both the high and low population scenarios.

Table 2.18: Current Cricket peak-time balance by sub area (all figures in match slots)

Sub area	Current Position									Future Position (2035)					
	Free match slots			Displaced + Latent Demand			Current Balance			Projected (High)			Projected (Low)		
	MW	SAT	SUN	MW	SAT	SUN	MW	SAT	SUN	MW	SAT	SUN	MW	SAT	SUN
Colliers Wood and South Wimbledon	7	0	1	3	0	1	4	0	0	2	-1.5	0	3	-0.5	0
Mitcham	2.5	0	0	0.5	0	0	2	0	0	1	-0.5	0	2	0	0
Morden	3	0.5	1	0	1	0	3	-0.5	1	3	-1	1	3	-0.5	1
Raynes Park	10	2	2	1.5	0.5	0	8.5	1.5	2	7	1	2	8	1.5	2
Wimbledon	12	1	3	3.5	3	0.5	8.5	-2	2.5	8	-3	2.5	8.5	-2.5	2.5
Merton	34.5	3.5	7	8.5	4.5	1.5	26	-1	5.5	21	-5	5.5	24.5	-2	5.5

- 2.12.3 The table shows that on average, across the borough, there are 3.5 pitches unutilised in Merton on a given Saturday. It is very rare for any pitch type to be 100% utilised during any peak period. This may be because the provision that remains available might not be considered suitable or adequate (or even be known about) for the users that require additional facilities in Merton to fulfil displaced or latent demand. When displaced and latent demand is factored into the current picture, then the table shows that there is a deficit of at least one pitch per week on Saturdays. Again, such is the level of displaced or latent demand that it is considered likely that the unutilised provision is not suitable for the use of local clubs for their competitive Saturday play. The future position shows a significant shortfall of provision in the borough, in either population scenario. This indicates that there is clear need for an additional 2-5 pitches in the borough. Consultations with the ECB and local clubs indicates that this is in line with the local view.

2.13 Cricket Summary

- 2.13.1 This section summarises the findings from the cricket analysis, which will form the basis of the recommendation and action plan section for Merton.
- 2.13.2 One of the key findings is the need for additional cricket facilities in the borough to better meet the current and future demand.
- 2.13.3 When considering future applications for housing or pitch developments, it is important to consider 'ball strike'; the risk of a legitimate nuisance being caused by cricket balls being struck into neighbouring property. Where there is either new cricket provision being put in place or more commonly. Residential development which may prejudice the use of the sporting facility, there is a requirement for a full ball strike risk assessment to be undertaken. If there is a risk of houses being struck by cricket ball, appropriate mitigation should be put in place as part of the development. As such the ECB recommends that the clubs / organisations involved in the provision of cricket facilities (including the council) seeks to have a ball strike risk assessment undertaken where appropriate when considering new provision. Further information can be provided by the ECB.
- 2.13.4 Table 2.19 includes the response to 5 key questions which are identified in the Sport England PPS Guidance Checklists. Using these key questions to summarise the findings of each of the sport chapter creates consistency, not only within the report but with similar PPS projects in neighbouring local authorities and further afield.

Table 2.19: Key PPS findings for cricket in Merton

Key Question	Analysis
What are the main characteristics of the current supply and demand for provision?	<p>The quality of cricket provision across the borough is good with provision in the Wimbledon and Raynes Park sub areas scoring highly on assessment. The lowest rated elements of cricket provision across the borough are artificial wickets, which reduce the ability of clubs to train and play on non-turf pitches during the season.</p> <p>The demand for cricket across Merton is high. The borough has 12 clubs, many of which have numerous senior and junior teams, playing at dedicated facilities that are managed by the club. There is also a high amount of imported demand across the borough. This is almost exclusively played on Local Authority managed pitches. Due to issues around historical booking priority, some Merton teams are being displaced to pitches outside of the borough.</p>
Is there enough accessible and secured community use provision to meet current demand?	<p>There is insufficient provision to meet the current levels of active, displaced and latent demand. This is principally due to a lack of facilities available in the peak-period. The analysis in the needs assessment shows that there is a need for between 2-5 pitches to meet current demand.</p>
Is the provision that is accessible of sufficient quality and appropriately maintained?	<p>Overall, the provision is of good quality, with facilities in Wimbledon and Raynes Park scoring particularly highly. Maintenance is largely undertaken by individual clubs, either through the use of a paid grounds man or through club volunteers which is typically produces a good quality facility.</p> <p>In contrast, the Colliers Wood and South Wimbledon Sub Area does not score as highly as other sub areas, with changing/pavilion facilities and artificial wickets (on the square) being unfit for purpose.</p> <p>There are also a number of sites that are owned and managed by the council, which typically scored lower in the site assessment. Clubs have identified a need to improve practice net facilities and ancillary provision at these sites.</p>

Key Question	Analysis
	<p>There is some unutilised capacity in the borough, even on Saturdays. It is thought that this is because these pitches are not of adequate quality to meet the needs of potential users.</p>
<p>What are the main characteristics of the future supply and demand for provision?</p>	<p>The future demand for cricket is projected to increase across the borough, with the largest growth for adult cricket in the Wimbledon sub area. With the projected increase in demand from both population growth and conversion of latent demand, as well as the expected growth that will be realised following the success of All Stars Cricket, Soft Ball Cricket and South Asian initiatives, the increase in demand is likely to have a significant impact on the level of demand for cricket across Merton. Especially pertinent is the growth in women's and girls' cricket which is expected to have a significant impact on demand for formal pitches in the medium and long term.</p> <p>It should also be noted that Emmanuel CC have been served notice on their current site, Blagdons Sports Ground which is being taken over by the school owners. This means that the club's demand will be displaced to a new site and the supply removed from future provision.</p>
<p>Is there enough accessible and secured community use provision to meet future demand?</p>	<p>Given the current deficit for available and secured cricket provision across the borough, alongside the population growth that is forecast across each of the sub areas, it is clear that there is not enough available pitches to meet future demand for grass roots cricket.</p> <p>The analysis in the needs assessment shows that there is a need for between 2-5 pitches to meet current demand. Once these pitches have been delivered, the steering group will hold further discussions as to the need for further cricket pitches to be added in Merton.</p>

3 Rugby Union analysis

3.1 Introduction and Strategic Context

3.1.1 The Rugby Football Union (RFU) is the national governing body responsible for grassroots and professional rugby in England, with the season operating from September to April.

RFU STRATEGIC PLAN (2017-2021)

3.1.2 In October 2017, the RFU published its strategic plan, with the overall objective of being England's strongest sport, underpinned by good governance and regulation, as well as increased investment in the game to drive elite performance and community participation.

3.1.3 The following key areas of focus are particularly relevant for this strategy;

- **Protect our clubs:** Support clubs to protect themselves against risks to sustainability in the key areas of leadership, facilities and finances. Support clubs to meet all their statutory and regulatory obligations
- **Expand places to play through Artificial Grass Pitches:** Install and manage strategically placed Artificial Grass Pitches (AGP's) nationwide, increasing playing opportunities for the 15- a-side game and other variants in communities where natural turf pitches are significantly overused. Improve access to rugby in non-traditional and urban areas
- **Engage new communities in rugby:** Increase female player numbers, with more teams and matches, expansion in the education environment and transitioning more players to clubs
- **Grow the grass-roots game:** Increase the number of active male and female (14+) 15-a-side teams by 10%. Increase the number of 15-a-side matches played by 20%. Increase the number of active rugby union players by 10%.

3.1.4 The objectives and targets of the RFU will be referenced throughout this strategy and utilised to prioritise facility development projects as part of the recommendations and action plan section.

RFU FACILITIES STRATEGY (2014-2018)

3.1.5 The RFU published its Facility Strategy (2014) for the next four years. The strategy includes the following relevant objectives and priorities relevant to the PPS:

- The core aims of the RFU are to create effective and efficient facilities, management and governance along with community integration
- Facility priorities include improving changing provision, natural turf pitch quality, AGPs and floodlighting for both matches and training. These affect commercial opportunities within community clubs

3.2 Supply

QUANTITY OVERVIEW

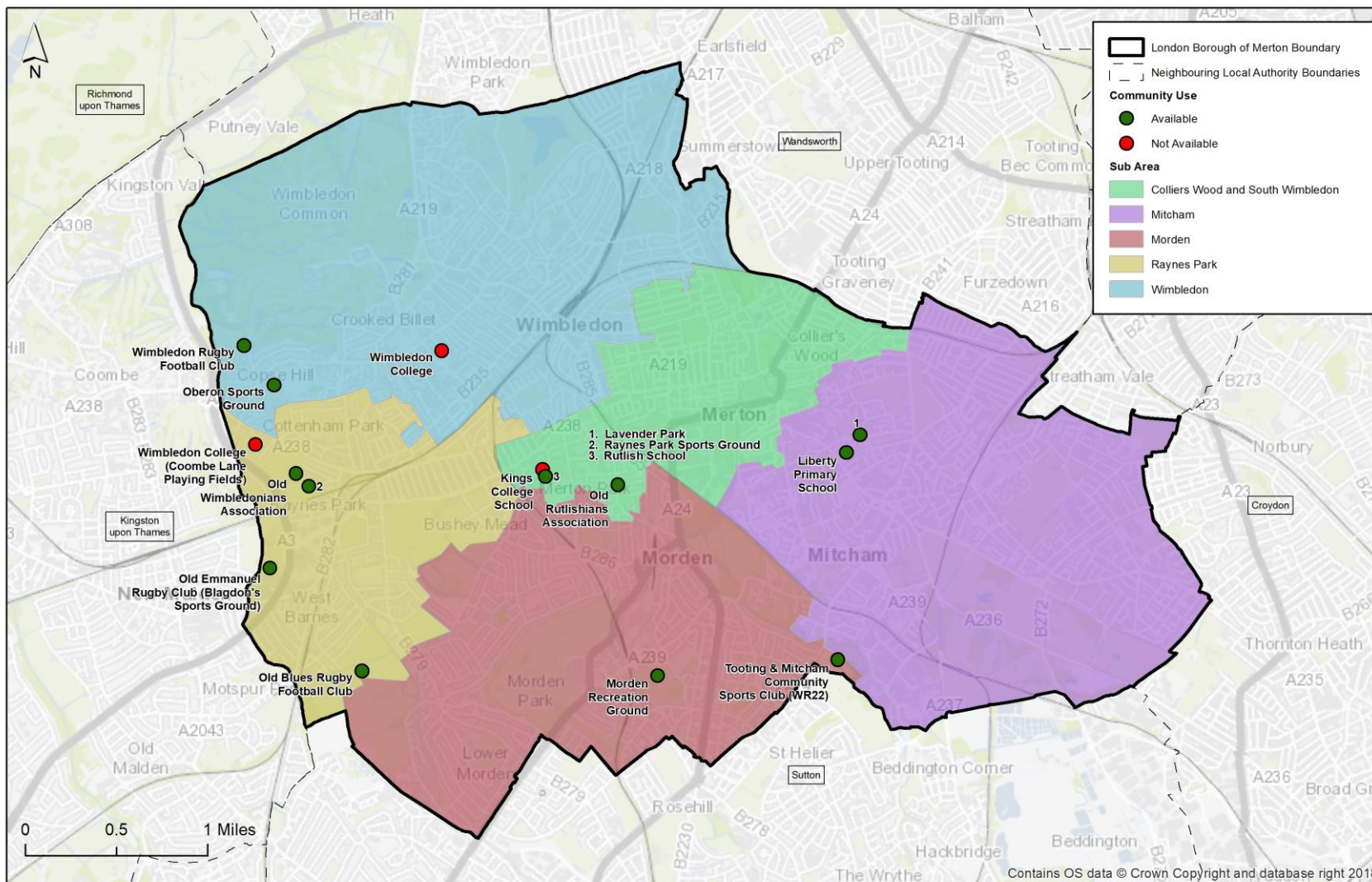
- 3.2.1 There are 15 sites in Merton comprising rugby of 46 grass pitches including 36 senior pitches (full sized pitches are a minimum of 106m x 68m). 31 of these senior pitches accommodate community rugby union across 14 sites. The ownership of the rugby sites across the borough is shown in Table 3.1 by the number of pitches, to reflect the significance of each ownership and management type.

Table 3.1: Ownership of Rugby Pitches in Merton

Sub-category	Ownership	Management
Private Education	12	-
Commercial Management	-	-
Local Authority	15	7
Education	6	15
Charity/Trust	1	-
Club	11	23
Private	1	-
Community Organisation	-	1

- 3.2.2 Table 3.1 shows that although a site ownership is divided amongst numerous different stakeholders, 50% are managed by sports clubs.
- 3.2.3 Figure 3.1 shows the geographic location of the rugby pitches across the borough and illustrates that the current supply is predominately on the periphery of the borough, in the central and south west sub areas. This indicates that there is likely to be a significant amount of imported demand from neighbouring boroughs; Kingston upon Thames in particular.

Figure 3.1: Rugby Pitch Audit in Merton



Page 188

3.2.4 Table 3.2 provides a breakdown of the rugby sites in Merton.

Table 3.2: Rugby Site Breakdown of Security and Community Use

Name	Sub Area	Community use on site	Security of Community Use	Ownership	Adult	Junior/Minis
Kings College School	Colliers Wood and South Wimbledon	Not Available	Unsecured	Private Education	3	3
Lavender Park	Mitcham	Available	Unsecured	Local Authority	2	0
Liberty Primary School	Mitcham	Available	Unsecured	Education	1	0
Morden Recreation Ground	Morden	Available	Unsecured	Local Authority	1	2
Oberon Sports Ground	Wimbledon	Available	Unsecured	Private Education	3	0
Old Blues Rugby Football Club/KCS Old Boys	Raynes Park	Available	Secured	Club	5	1
Old Emmanuel Rugby Club (Blagdon's Sports Ground) ¹	Raynes Park	Available	Unsecured	Private Education	3	0
Old Rutlishians Association	Colliers Wood and South Wimbledon	Available	Secured	Charity/Trust	1	0
Old Wimbledonians Association	Raynes Park	Available	Secured	Mixed (Education/Club)	3	4
Raynes Park Sports Ground	Raynes Park	Available	Unsecured	Local Authority	2	0
Rutlish School	Colliers Wood and South Wimbledon	Available	Unsecured	Education	1	0
Tooting and Mitcham Community Sports Club ²	Morden	Available	Secured	Private	1	0
Wimbledon College	Wimbledon	Not Available	Unsecured	Education	1	0
Wimbledon College (Coombe Lane Playing Fields)	Raynes Park	Not Available	Unsecured	Education	3	0
Wimbledon Rugby Football Club	Wimbledon	Available	Secured	Local Authority	6	2

¹ Club has been served notice on this site

² World Rugby Compliant (WR22) AGP

3.3 Quality assessment

3.3.1 Each site was visited and assessed by 4global using non-technical assessments as determined by the RFU. The methodology for assessing rugby pitch quality analyses two key elements; the maintenance programme and level of drainage.

3.3.2 Each pitch is scored and classified in one of three categories. These represent actions required to improve site quality. A breakdown for each of the two scoring elements and three respective categories is provided in the following two tables.

Table 3.3: Rugby Pitch Maintenance Quality Assessment Specifications

Category	Overall Quality Rating
MO	Action requires significant improvements to the maintenance programme
M1	Action requires minor improvements to the maintenance programme
M2	Action requires no improvements to the maintenance programme

Table 3.4: Rugby Pitch Drainage Quality Assessment Specifications

Category	Overall Quality Rating
D0	Action on pipe draining system is needed on pitch
D1	Action on silt drainage system is needed on pitch
D2	No action is needed on pitch drainage

- 3.3.3 These scores are then combined to provide a match equivalent capacity, as calculated in Table 3.5 below. Depending on the score of a site, a pitch is assigned a certain carrying capacity which can then be used to calculate the overall capacity of a site.

Table 3.5: Match Equivalent Calculation

Drainage	Maintenance		
	Poor (M0)	Standard (M1)	Good (M2)
Natural Inadequate (D0)	0.5	1.5	2
Natural Adequate (D1)	1.5	2	3
Pipe Drained (D2)	1.75	2.5	3.25
Pipe and Slit Drained (D3)	2	3	3.5

- 3.3.4 Table 3.6 summarises the quality assessment results for those sites currently used by the community. Full details of the subsequent carrying capacity allocations of each site by pitch type can be found in Technical Appendix C – Rugby Analysis.

Table 3.6: Pitches by Match Equivalent Calculation

Drainage	Maintenance		
	Poor (M0)	Standard (M1)	Good (M2)
Natural Inadequate (D0)	1	4	-
Natural Adequate (D1)	-	21	13
Pipe Drained (D2)	-	-	3
Pipe and Slit Drained (D3)	-	4	1

- 3.3.5 Across all pitches, 29 pitches (63%) are recorded as receiving 'standard' maintenance, of these only 4 have some sort of artificial drainage.
- 3.3.6 17 pitches (37%) are recorded as receiving good maintenance and all are considered to have adequate drainage also. 8 of these 'good' pitches are at unsecured sites. Just 8 pitches (17%) have artificial drainage and these are split across 3 separate sites. The majority of sites (74%) are listed as having natural but adequate drainage.

3.4 Demand

CURRENT DEMAND

- 3.4.1 10 clubs have been identified as playing in Merton. Their home-grounds and the number of competitive teams they field is detailed in Table 3.7.

Table 3.7: Rugby Club Profiles for Responding Clubs

Club	Adult teams	18-19 Colt teams	Junior teams (U12-17)	Mini / Midi teams (U7-U11)	Totals
Merton RFC	3	0	0	0	3
KCS Old Boys	4	0	1	4	9

Club	Adult teams	18-19 Colt teams	Junior teams (U12-17)	Mini / Midi teams (U7-U11)	Totals
Old Blues Rugby Football Club	2	0	0	0	2
Old Emmanuel Rugby Club	3	1	5	5	14
Old Ruts Rugby Club	3	1	9	5	18
Old Wimbledonians RFC	1	1	6	8	16
Raynes Park RFC	1	0	0	0	1
Wimbledon RFC	5	1	8	12	26
Old Amplefordians	1	0	0	0	1
Old Johnians	1	0	0	0	1
Wandsworthians	1	0	0	0	1

3.4.2 6 of the rugby clubs playing in Merton responded to the PPS survey and were consulted with as part of the demand gathering process, with the detailed consultations providing the following findings. More information on the attempts to contact each club is contained within the appendix of this report.

Table 3.8: Summary of Demand Consultations from Rugby Clubs in Merton

Club	Consultation Summary
Merton RFC	The club has three senior sides, all playing (Saturday afternoons) and training (1.5hs on weekdays) at Morden Recreation Ground. Two sides are put out regularly every week, however the third team play less regularly. The club highlighted some issues with drainage at the site, with one of the three pitches on site getting very muddy during wet periods. The clubhouse was taken down by the council due to health and safety issues in April 2016, causing a lot of issues for the club. Most notably a loss of revenue which is due to the bar being removed.
Old Ruts Rugby Club	There are 20 teams in the club, with two adult sides, one colt and a junior section running teams from U6 to U16. The club also has a girls TAG team and a Rugby League side. Their main ground is Old Rutlishians Association; however, they access a number of sites across Merton, particularly for junior demand. These are Rutlish School, Liberty Primary School and Lavender Park. Very few issues with the ground were identified during consultation. The pavilion is shared with the local cricket and football club, so the club struggle to have their own space. It was stated that they would one day love to have all teams playing on the same pitches, however they don't have the funding or the capacity at Merton Park. No real plans in the pipeline for developing the ground.
Raynes Park RFC	The club has one senior side, with all home fixtures and training sessions taking place at Raynes Park Sports Ground. During consultation, it was stated that the pitches are of good quality when dry, but during the cold/wet months they can get waterlogged (2 matches were cancelled last season for this reason). The club lost use of the clubhouse last season (reason unknown).
Wimbledon RFC	A total of 30 teams in the club, with five adults (one ladies) and 25 junior sides. All teams play home fixtures from the Wimbledon Rugby Football Club ground – Men's teams on Saturday afternoons and Ladies and Juniors on Sundays. The club stated that the pitches are of varying quality, with one pitch currently being unusable due to ground quality and another one that is on a severe slope. The club's aim is to develop an inclusive multi-sport facility for the community and they currently have plans for a new AGP; however, this is on the planning stage and behind schedule. There has been a huge investment into a clubhouse which now has 8 full size changing rooms and the club has also spent a considerable amount of money on water maintenance. There is a need for additional parking space on site - 120 spaces in total are currently available, yet this is not sufficient. Another issue raised on consultation was the lack of accessibility to the venue.
KCS Old Boys	KCS Old Boys share their site and the ancillary facilities with Old Blues Rugby Football Club. There is rugby and football provision on site, along with a good quality of ancillary facility and car parking. There are five adult rugby pitches and one junior rugby pitch, all in good condition. There is suitable fencing on the perimeter and there appear to be no

Club	Consultation Summary
	anti-social issues, along with no dog fouling or recreational usage present. The car park and changing rooms are areas seen to need development in terms of their quality.
Old Emmanuel Rugby Club	The club has a total of 14 teams, with three adult, one colt, four junior and six mini. They use Old Emmanuel's School, with the rugby club previously having a sufficient lease on the site. Yet, this ran out in 2011 and the club has had a rolling lease on the site and is protected under section 54. However, the club has now been served a notice and so its long term future at the site is uncertain. The club have been in disputes with the school, as the school is keen to establish a water-based AGP on site, along with developing the ancillary facility. The club have been in consultation with the RFU as well as the Local Authority in regard to a new site.

3.4.3 Further detail on the demand consultations and data collection can be seen in Technical Appendix C.

IMPORTED AND EXPORTED DEMAND

3.4.4 Through consultation with clubs located both inside and outside of the borough, no imported or exported demand from teams has been identified. However, it should be noted that with many club sites located along the Kingston upon Thames boundary, there is likely to be a significant amount of players from out-side of the borough playing at these clubs.

3.5 Future demand

FUTURE DEMAND DRIVEN BY POPULATION GROWTH

- 3.5.1 In order to calculate the future demand for rugby in Merton, a Team Generation Rate (TGR) has been calculated using the current number of teams and the current population. This measure allows us to calculate what size of population (for various age groups) will typically cause enough demand for a rugby team.
- 3.5.2 This Team Generation Rate can now be applied to the population projections for the borough to confirm how population growth or reduction will affect the demand for teams in each of the key age groups. There are two population projections for the borough; a low estimate and a high estimate. TGRs have been calculated for both.
- 3.5.3 Team generation rates have been provided at a borough level, as the projected growth is not meaningful when split down further into a sub area analysis. Tables 3.9 and 3.10 show the TGR calculations for Merton. Based on the future population projections 7 to 18 additional teams will be generated by 2035.

Table 3.9: Future Demand Projections for Rugby Teams in Merton (low estimate)

Age Group	Current No. of teams	Current population in age group	Future population	Current TGR	Population Change	Potential Change in Team no.	Total teams by 2035
Senior Men (19-45yrs)	23	42,905	45,155	1865	2,250	1.2	24
Senior Women (19-45yrs)	2	43,469	43,491	21735	22	0.0	2
Youth Boys (13-18yrs)	29	6,337	7,363	219	1,026	4.7	34
Youth Girls (13-18yrs)	0	5,895	6,984	0	1,089	0.0	0
Mini/Midi Mixed (7-12yrs)	44	15,249	15,598	347	349	1.0	45

Table 3.10: Future Demand Projections for Rugby Teams in Merton (high estimate)

Age Group	Current No. of teams	Current population in age group	Future population	Current TGR	Popn Change	Potential Change in Team no.	Total teams by 2035
Senior Men (19-45yrs)	23	42,905	49,869	1865	6,964	3.7	27
Senior Women (19-45yrs)	2	43,469	48,061	21735	4,592	0.2	2
Youth Boys (13-18yrs)	29	6,337	8,092	219	1,755	8.0	37
Youth Girls (13-18yrs)	0	5,895	7,679	0	1,784	0.0	0
Mini/Midi Mixed (7-12yrs)	44	15,249	17,160	347	1,911	5.5	50

- 3.5.4 Table 3.9 illustrates that the minimum number of projected demand for rugby teams across the borough is likely to increase for senior men (1 team), youth boys (5 teams) and mini rugby (1 team) between 2018 and 2035.
- 3.5.5 Table 3.10 illustrates that the maximum number of projected demand for rugby teams across the borough is likely to increase for senior men (4 teams), youth boys (8 teams) and mini rugby (5.5 teams) between 2018 and 2035.
- 3.5.6 It is important to also understand how population is predicted to change in different sub areas as this will impact any future demand on specific pitches. Table 3.11 gives an overview of the predicted TGRs for each age group for both the high and low estimates for the individual sub areas.

Table 3.11: Predicted TGRs for Merton sub areas (based on high and low population projections)

Sub Area	Senior Men (19-45yrs)		Senior Women (19-45yrs)		Youth Boys (13-18yrs)		Youth Girls (13-18yrs)		Mini/ Midi Mixed (7-12yrs)	
	Low	High	Low	High	Low	High	Low	High	Low	High
Colliers Wood and South Wimbledon	0.5	1.3	0.0	0.0	1.6	2.4	0.0	0.0	1.1	2.1
Mitcham	0.0	0.6	-0.1	0.0	1.8	2.7	0.0	0.0	-0.3	0.9
Morden	0.1	0.4	0.0	0.0	0.0	0.0	0.0	0.0	0.0	0.0
Raynes Park	0.2	0.6	0.0	0.1	1.3	1.9	0.0	0.0	0.7	1.6
Wimbledon	0.5	0.9	0.0	0.1	0.0	0.5	0.0	0.0	-0.1	0.7

- 3.5.7 The above table reveals that there is likely to be little growth in the Morden and Wimbledon sub areas and most of the growth in Merton will be driven by increases in Colliers Wood and South Wimbledon, Mitcham and Raynes Park.
- 3.5.8 While the TGR calculation does not project a growth in female senior or junior teams, it should be noted that one of the RFU's key strategic objectives is to increase female participation, with potential investment leading to a growth in demand. An analysis of latent demand will be undertaken in the following section to assess whether future female provision should be planned for.
- 3.5.9 It is important to note that this calculation assumes that clubs, the council and the RFU do not improve their marketing or participation schemes over the period and are therefore no more successful than they are now in attracting new players to participate in rugby in the borough. In reality, it is expected that there will be improved channels of digital communication and improved maintenance technology, as well as higher quality ancillary provision. The output of this will be a higher quality and an improved ability to generate demand and convert it into participation.

GROWTH OF FEMALE RUGBY

- 3.5.10 A key priority of the RFU's strategy is to encourage and grow participation in the female game. Inner Warrior is a campaign set up to achieve this within senior women's rugby union⁹. The campaign features 'Warrior' camps aimed at introducing women to the game that have never had the chance to play before. This campaign is designed to complement concurrent marketing and girls programmes to help achieve growth in the game.
- 3.5.11 At present the future growth in female rugby in Merton is calculated using a ratio of future growth to existing team numbers, the projected growth is projected to be 0. Given the strategic priority of the RFU to increase women and girl's rugby across the country, a projected increase of two senior women's team and three junior girls team has been added to the short -term growth projections has part of the 'scenarios' section of this report. This projection will then be extrapolated to show the impact on population increases. The increases described above align to the overall target of increasing team numbers by 350 across England over the next four years.

FUTURE DEMAND DRIVEN BY LATENT DEMAND

- 3.5.12 While a large amount of future demand will be driven by population growth, it is also likely that clubs and operators will be successful in converting latent demand into actual demand, therefore increasing the number of people playing rugby. Latent demand identifies the appetite rugby that clubs are aiming to convert into formal team demand within the next 3-5 years. This provides an estimation of the number of new teams that will be active in Merton, in addition to the teams generated by population growth.
- 3.5.13 Latent demand is identified through the club consultations and responses to the online PPS survey.
- 3.5.14 Site and club consultations have not revealed any latent demand for rugby union in Merton.

3.6 Supply and Demand Balance

OVERPLAY AND SPARE CAPACITY

- 3.6.1 To calculate whether there is any total spare capacity at rugby sites in Merton, Table 3.12 shows the supply and demand figures across the borough.
- 3.6.2 As part of the analysis supply data is filtered to show those sites that are used by rugby clubs for training and matches. This excludes education sites as these can give a false impression of capacity as they are used by school teams whose demand is not included as part of this survey and the pitches are usually unavailable at peak times due to this usage. This exercise allows only those sites that are part of the existing community supply to be analysed in terms of existing and projected future capacity. As such, all demand has been calculated from community clubs only.
- 3.6.3 The table is divided into those that are securely available for community use and those whose use is unsecured. This allows for clarity over the balance for secured sites, which has implications for future supply.
- 3.6.4 Supply and demand are broken down into midweek and floodlit training, senior weekend match day and junior weekend match day. When junior demand is placed on a senior pitch (due to lack of junior supply) this is calculated at 25% of senior match equivalents (MEs). This is shown in the column titled

⁹ <https://www.englandrugby.com/news/inner-warrior-2019-launches-across-the-country/>

“Unmet Mini Demand Placed on Senior Match Pitches.” The purpose of the table is to give a complete picture of the rugby sites in Merton, show where demand is placed and demonstrate the effect of this demand. The sites included have been selected as they are the locations of the home grounds of the rugby clubs and bear the majority of the club demand.

- 3.6.5 Junior teams are classed as those from U13 upwards. U14 teams and above play on full sized pitches. U13 teams technically play on slightly smaller pitches (90m x 65m). However, very few clubs have dedicated U13 pitches with most of this demand being played on full sized pitches played between, hence all ‘junior’ demand being placed on the senior match pitches. Mini and Midi teams (hence forth collectively as mini) play on smaller pitches, often without goal posts. As a result, these pitches are much more common, but it is still very common for mini demand to take place on coned-out pitches on senior pitches. As senior teams cannot play on mini pitches (these being too small for competitive matches) it is important to consider the balance of supply and demand on both senior and mini pitches rather than a combined balance for all pitches at a site, which may give a false impression of capacity.
- 3.6.6 Training pitches are those identified as taking the majority of midweek training demand. These are removed from match supply if found to be over capacity and, in cases where there is additional capacity, any positive balance is carried into match supply. In those cases where there is no permanent floodlighting, but the club run midweek training at a site, it is often the case that the club are using temporary floodlighting on the pitches.
- 3.6.7 All units are measured in match equivalent sessions per week.

Table 3.12: Site by site capacity analysis for rugby sites

Site	Sub Area	Availability	Number of Floodlit Pitches	Security	Mid Week Floodlit Training			Weekend Senior/ Junior			Weekend Day Mini			Revised Senior Match pitch balance	
					Supply	Demand	Balance	Supply	Demand	Balance	Supply	Demand	Balance	Unmet Mini Demand Placed on Senior Match Pitches	Total Senior Match Pitch Balance (MEs)
Old Blues Rugby Football Club/ KCS Old Boys	Raynes Park	Available	1	Secured	3	3.5	-0.5	12	3.5	8.5	3	3.5	-0.5	0.125	8.325
Old Rutlishians Association	Colliers Wood and South Wimbledon	Available	0	Secured	0	0**	0	2	3.5	-1.5	0	2	-2	0.5	-2
Old Wimbledonians Association	Raynes Park	Available	0	Secured	2*	1.5	0.5	4.5	5.5	-1	8	4	4	0	-1
Wimbledon Rugby Football Club	Wimbledon	Available	1	Secured	7.5	7	0.5	7	6.5	0.5	3	8	-5	1.25	-0.75
Total (Available and Secured Sites)					8.5	8.5	0.5	25.5	19	6.5	14	17.5	-3.5	1.875	4.575
Lavender Park	Mitcham	Available	0	Unsecured	0	0	0	4	0.5	3.5	0	0	0	0	3.5
Morden Recreation Ground	Morden	Available	0	Unsecured	1.5	1.5	0	0	1.5	-1.5	4	0	4	0	-1.5
Old Emmanuel Rugby Club (Blagdon's Sports Ground)	Raynes Park	Available	1	Unsecured	3.25	6	-2.75	6.5	4	2.5	0	3	-3	0.75	0.25
Raynes Park Sports Ground	Raynes Park	Available	0	Unsecured	3*	0.5	2.5	5.5	1.5	4	0	0	0	0	4
Total (Available and Unsecured Sites)					7.75	8	-0.25	16	7.5	8.5	4	3	1	0.75	6.25
Total (All Sites)					20.25	20	0.25	41.5	26.5	13	18	20.5	2.5	2.625	10.825

*Using temporary floodlighting – need to reference lack of ideal floodlighting

**The club is using 3G pitch at Tooting and Mitcham Sports Hub – equivalent to 2.0 match equivalents to per.

3.6.8 The key findings from Table 3.12 are:

- Secured sites are over capacity for training and mini demand. There currently is spare capacity for senior pitches, however the majority of this is at one site; Old Blues Rugby Football Club/ KCS Old Boys
- Old Emmanuel Rugby Club (Blagdon's Sports Ground) has a small amount of spare capacity for senior pitches (although this is not enough for one senior team that generate 0.5 ME demand) but the club have been served notice on the site and will have to move next season so this spare capacity should be discounted (this will be modelled in the scenarios section).
- Unsecured sites have additional senior, junior and training capacity overall, however, it appears that Morden Recreation Ground has a lack of senior pitches.
- There are no securely available pitches in the Mitcham or Morden sub areas and only one site each in Colliers Wood and South Wimbledon and Wimbledon. Both of these are overcapacity. The majority of the secured supply is in Raynes Park.

3.7 Site by site balance tables

3.7.1 Table 3.13 details the balance of pitch supply and formal demand from clubs in the area. All sites have been included with their availability and security of use listed alongside.

3.7.2 There is also a measure of peak period capacity where by each pitch has a predetermined number of match slots. Peak time capacity is as follows: senior pitches are available for senior men's and colt teams on Saturday afternoon for two match slots and Sunday morning for junior and women's teams for two match slots. Junior pitches are available on Sunday morning to mini teams for two match slots. Capacity is factored into these calculations and can limit the peak time capacity.

3.7.3 As education demand is not captured as part of the survey, balance on educational sites has been adjusted to factor in school use. This should result in a fair representation of the balance of supply and demand in the area from a community use perspective. The balance is measured in Match Equivalent Sessions (MES).

Table 3.13: Site by site analysis of rugby sites in Merton

Site Name	Sub Area	Availability	Security of Use	Pitch supply	Pitch capacity	Pitch Demand	Balance	Peak Period Capacity	Site summary
Kings College School	Colliers Wood and South Wimbledon	Available	Unsecured	1 x Training Pitch	3	0.5	0 MES Spare Capacity	N/A	This is a private, independent school. The Wandsworthians Rugby Club use the site for some training, but it is not available for matches. The pitches are good quality and include one with floodlights. The school teams use the pitches heavily and it has been determined that there is spare capacity for community clubs.
				2 x Senior Rugby Union	9	0	0 MES Spare Capacity	No Spare Capacity on Saturday or Sunday	
				3 x Junior Rugby Union	9	0.5	0 MES Spare Capacity	No Spare Capacity on Sunday	
Lavender Park	Mitcham	Available	Unsecured	2 x Senior Rugby Union	4	0.5	3.5 MES Spare Capacity	2 Match Slots of Saturday	The site is owned by the Local Authority. The Old Ruts RFC use the site, primarily for junior matches. The pitches are standard quality with no floodlit provision. During the site consultation it appeared that the ancillary facility was damaged by vandalism beyond usability.
								1.5 Match Slots on Sunday	
Liberty Primary School	Mitcham	Available	Unsecured	1 x Senior Rugby Union	2	1.5	0 MES Spare Capacity	No Spare Capacity on Saturday or Sunday	This is an education site used by the Old Ruts RFC for some junior demand. There is one, standard quality pitch on site that is not floodlit. There is no changing facility available for community teams. School teams also use the pitch so there is no additional capacity for further community use.
Morden Recreation Ground	Morden	Available	Unsecured	1 x Senior Rugby Union (with training demand)	1.5	3	Overplay by 1.5 MES	No Spare Capacity on Saturday	This is a local authority site and home to Merton RFC. It is open to public access, including dog walkers. There

Site Name	Sub Area	Availability	Security of Use	Pitch supply	Pitch capacity	Pitch Demand	Balance	Peak Period Capacity	Site summary
				2 x Junior Rugby Union	4	0	4 MES Spare Capacity	4 Match Slots on Sunday	is one floodlit training pitch and two junior pitches, all of standard quality. However, there are issues with drainage on the site. There is adequate ancillary provision.
Oberon Sports Ground	Wimbledon	Available	Unsecured	3 x Senior Rugby Union	6	0	0 MES Spare Capacity	No Spare Capacity or Sunday	This is an education site owned by Hall School Wimbledon for their playing fields. There are 3 standard quality pitches with some drainage issues. Whilst they are technically available to the community there is no usage from clubs in the area. It is not known why this is the case, but it is expected to be due either to a lack of awareness of the facilities or that the cost of hiring them is prohibitive to local clubs. The school's teams are understood to use the site for all training and matches. Due to this heavy use and the lack of pitch hire, no capacity for additional community teams has been considered.
Old Blues Rugby Football Club/ KCS Old Boys	Raynes Park	Available	Secured	1 x Training Pitch	3	3.5	Overplay by 0.5 MES	N/A	The site is owned by the Old Blue's Rugby Football Club and maintained by volunteers. The 6 pitches are all good quality with no evidence of drainage issues. The ancillary facilities are also good quality and the site is protected by fencing.
				4 x Senior Rugby Union	12	3.5	8.5 MES Spare Capacity	0.5 Spare Match Slots on Saturday	
				1 x Junior Rugby Union	3	3.5	Overplay by 0.5 MES	2.5 Spare Match Slots on Sunday	
								No Spare Capacity on Sunday	

Site Name	Sub Area	Availability	Security of Use	Pitch supply	Pitch capacity	Pitch Demand	Balance	Peak Period Capacity	Site summary
Old Emmanuel Rugby Club (Blagdon's Sports Ground)	Raynes Park	Available	Unsecured	1 x Training Pitch	3.25	6	Overplay by 2.75 MES	N/A	The site is owned by Emmanuel School who are looking to develop the site. Specifically, they would like to add a water-based AGP. The rugby club have been served notice and are looking for a new site for next season. The site currently has 3 good quality pitches, one of which is a floodlit training pitch. The ancillary provision is standard quality and there are plans to expand the changing rooms.
				3 x Senior Rugby Union	6.5	4	2.5 MES Spare Capacity	No Spare Capacity on Saturday or Sunday	
Old Rutlishians Association	Colliers Wood and South Wimbledon	Available	Secured	1 x Senior Rugby Union	2	4	Overplay by 2 MES	No Spare Capacity on Saturday or Sunday	The site is used by the Old Ruts Rugby Club and owned by a trust. There is one floodlit rugby pitch of standard quality. There is a desire to expand the ancillary facility which is deemed too small to cater for the number of teams using the site and to fit an irrigation system to help with summer maintenance.
Old Wimbledonians Association	Raynes Park	Available	Secured	1 x Training Pitch	2	1.5	0 MES Spare Capacity	N/A	The site is jointly owned by the Old Wimbledonian Association and Donhead School. Both owners use all the pitches on site. All the rugby pitches are standard quality but none are floodlit. They suffer from drainage issues. The ancillary is owned by the Old Wimbledonians but only have 4 changing rooms which is small considering the number of teams using the site. As
				2 x Senior Rugby Union	4.5	5.5	Overplay by 1.5 MES	No Spare Capacity on Saturday or Sunday	
				4 x Junior Rugby Union	8	4	0 MES Spare Capacity	No Spare Capacity on Sunday	

Site Name	Sub Area	Availability	Security of Use	Pitch supply	Pitch capacity	Pitch Demand	Balance	Peak Period Capacity	Site summary
									the pitches are shared with teams from the school there is no spare capacity for further community use.
Raynes Park Sports Ground	Raynes Park	Available	Unsecured	1 x Training Pitch	3	0.5	2.5 MES Spare Capacity	N/A	The site is owned by the local authority and is home to Raynes Park RFC. The rugby pitches are good quality and there are no drainage issues. There are no floodlights on the pitches. The Raynes Park Social Club used to run and maintain the ancillary facility; however, the club have now folded. It is not known who has taken over management of the building.
				1 x Senior Rugby Union	3	1.5	1.5 MES Spare Capacity	No Spare Capacity on Saturday 1.5 Spare Match Slots on Sunday	
Rutlish School	Colliers Wood and South Wimbledon	Available	Unsecured	1 x Senior Rugby Union	2	2	0 MES Spare Capacity	No Spare Capacity	An education site with one standard quality rugby pitch. There are no known quality issues with the pitch. Although technically available to the community the pitch is not used by any community clubs. There are no floodlights on the pitches.
Wimbledon College	Wimbledon	Not Available	Unsecured	1 x Senior Rugby Union	2	0	0 MES Spare Capacity	No Spare Capacity on Saturday or Sunday	This pitch is located on the school's main site. It is standard quality without floodlights and is not available for use by community clubs.
Wimbledon College (Coombe Lane Playing Fields)	Raynes Park	Not Available	Unsecured	3 x Senior Rugby Union	6	0	0 MES Spare Capacity	No Spare Capacity on Saturday or Sunday	This is Wimbledon College's second site used solely for playing pitches. These pitches are not available for use by community clubs. They are of standard quality without floodlighting. There is

Site Name	Sub Area	Availability	Security of Use	Pitch supply	Pitch capacity	Pitch Demand	Balance	Peak Period Capacity	Site summary
									also an ancillary building on site
Wimbledon Rugby Football Club	Wimbledon	Available	Secured	3 x Training Pitch	7.5	7	0.5 MES Spare Capacity	N/A	The site is local authority owned and the Wimbledon Rugby Football Club have a 50-year lease. 4 of the senior pitches have artificial drainage which paid for using funding from the RFU. One of these has permanent floodlights. There are a further two senior pitches of lower quality, one in particular is very uneven and not used as a result. There are also two junior pitches of standard quality and the ability to temporarily floodlight two pitches. There is a main clubhouse building as well as an older pavilion. The latter has two poor quality changing rooms that are primarily an overspill for school teams. The main clubhouse has good quality provision and was recently extended. The site has been identified as a potential location for a WR22 Compliant 3G pitch which would replace one of the senior pitches.
				3 x Senior Rugby Union	7	6.5	0.5 MES Spare Capacity	No Spare Capacity on Saturday	
				2 x Junior Rugby Union	3	8	Overplay by 5 MES	No Spare Capacity on Sunday	

3.8 Future balance

3.8.1 Whilst Tables 3.12 and 3.13 show the current view of capacity, it is important to consider how future supply and demand will change the balance in the area. Table 3.14 breaks down future demand into sub areas, using TGRs from Table 5.11 and latent demand estimations from club consultations. The table includes only those sites from Table 3.12 with the exception of the Old Emmanuel Rugby Club (Blagdon's Sports Ground) site as it will soon be

unavailable to the rugby club. In addition, as the Old Wimbledonians Association site is shared with school teams it has been calculated that there is no spare capacity for training or matches on any of the pitches.

3.8.2 It is important to consider that even the high estimate of projected demand may be low considering the potential growth of female rugby and/ or the impact of any future participation campaigns from the RFU.

3.8.3 Assumptions about the demand placed on pitches from future teams are as follows:

- A senior team will train twice per week generating one ME training demand. They will play one home game every other weekend generating 0.5 ME demand on senior pitches
- A junior team (U13 – U16) will train once per week generating 0.5 ME training demand. They will play one home game every other weekend generating 0.5 ME demand on senior pitches
- A mini team (U12 and below) will not generate midweek training demand. They will play one home game per week generating 0.5 ME demand on junior pitches.

Table 3.14: Current and future capacity balance of rugby sites in Merton

Sub Area	Current Balance			Projected Balance (low estimate)			Projected Balance (high estimate)		
	Training	Senior Match	Mini Match	Training	Senior Match	Mini Match	Training	Senior Match	Mini Match
Colliers Wood and South Wimbledon	2	-2	-2	0.75	-3	-2.5	-0.25	-4	-3
Mitcham	0	3.5	0	-1	2.5	0	-2.25	2	-0.5
Morden	0	-1.5	4	0	-1.5	4	-0.5	-1.75	4
Raynes Park	-0.75	13.125	-3.5	-4.75	5.875	-3.75	-5.5	5.375	-0.25
Wimbledon	0.5	-0.75	-5	0	-1	-5	-0.75	-1.5	-5.25
Merton	1.75	12.375	-6.5	-5	2.875	-7.25	-9.25	0.125	-9

3.8.4 The key findings from Table 3.14 are:

- Whilst there is current spare capacity for senior pitches for Merton as a whole, this is only true of Mitcham and Raynes Park. The latter's additional capacity is also primarily focused at one site
- When considering the projected future demand and reduced future supply, all sub areas have a lack of training supply except Colliers Wood and South

Wimbledon at the low estimate of future demand

- At the high estimate of demand all sub areas have a deficit of match supply, either for junior pitches, senior pitches or both.

3.8.5 It is also critical to consider whether the sub areas will have enough supply at peak times, rather than just a view of balance, to meet future demand. The following tables aim to give an overview of peak time capacity for each sub area and projections for how this capacity will change in the future. Demand projections have used the high and low TGRs from Table 3.11 to predict future numbers of teams.

3.8.6 The peak period of demand varies by team. Senior men's and colt team demand occurs on Saturday afternoon and is applied to senior pitch supply. Junior teams (U13 -U16) play on Sunday morning and demand is applied to senior pitch supply. Mini teams play on Sunday morning and demand is applied to junior pitch supply. Furthermore, in instances where there is a lack of junior pitch supply, the mini demand is assumed to be placed on half a senior pitch. This means that demand is divided by two and applied against Sunday Senior Pitch supply.

3.8.7 The pitch supply also is projected to decrease over time as pitches become overplayed due to training demand (see Table 3.14). As overplayed pitches cannot be considered available for use this increased training demand has implications for the supply of pitches at peak hours.

Table 3.15: Current and future peak time capacity for rugby sites in Merton

Sub Area	Current Capacity			Projected Capacity (low estimate)			Projected Capacity (high estimate)		
	Saturday Senior	Sunday Senior	Sunday Mini	Saturday Senior Pitches	Sunday Senior	Sunday Mini	Saturday Senior	Sunday Senior	Sunday Mini
Colliers Wood and South Wimbledon	-0.5	-1.5	-3	-1	-2.75	-3.5	-2	-4	-4
Mitcham	3	1	0	3	0	0	1.5	-1.75	-0.5
Morden	-0.5	1	2	-0.5	1	2	-1.5	0	2
Raynes Park	1.5	3.25	-5.5	-1.5	-0.5	-6	-6	-4.75	-6.5
Wimbledon	0	-1.5	-6	-0.5	-1.5	-6	-4.5	-6.25	-6.5
Merton	3.5	2.25	-12.5	-0.5	-3.75	-13.5	-12.5	-16.75	-15.5

3.8.8 Table 3.15 demonstrates how future increases in player numbers will impact the amount of available peak time match slots for teams. Even at the lower estimate of team growth it is clear that there will be a lack of available peak time match slots across the borough, although there could be 3 match slots for senior teams in Mitcham and one junior and two mini match slots in Morden. Clearly, there is potential for significant under supply of peak time match slots across many sub areas which could have a limiting effect on team numbers and the subsequent growth of rugby in the borough.

3.9 Analysis: Increasing Capacity

- 3.9.1 The tables above indicate that lack of pitch capacity is a major issue across sites in Merton. There are two ways of increasing capacity on rugby sites without adding additional pitches. These are to improve drainage and/or to improve maintenance
- 3.9.2 Of these two options improving maintenance is considered the most sustainable and cost effective option for most sites. This is because while improving maintenance involves ensuring clubs have the access to the equipment, materials expertise and man power to deliver good maintenance, installing artificial drainage also requires addition maintenance to ensure it does not become 'capped'. Therefore, in most cases it is preferable to ensure clubs are capable of delivering adequate maintenance before installing artificial drainage.
- 3.9.3 'Good' maintenance refers to achieving a minimum of 73% on the RFU's nontechnical assessment which records the regularity with which specific maintenance procedures are undertaken (including aeration, chain harrowing, seeding and fertilisation).
- 3.9.4 The table below shows the supply and demand balance for each club site if maintenance was improved to 'good'.

Table 3.16: Balance of rugby pitches if maintenance is improved to 'good'

Site Name	Sub area	Demand (matches + training in match equivalents)	Supply (Pitch Capacity)	Current Balance	Potential Supply (all pitches receive good maintenance)	Potential Balance
Kings College School	Colliers Wood and South Wimbledon	1	18.5	17.5	18.5	17.5
Lavender Park	Mitcham	0.5	4	3.5	6	5.5
Liberty Primary School	Mitcham	1.5	2	0.5	3	1.5
Morden Recreation Ground	Morden	3	5.5	2.5	8	5
Oberon Sports Ground	Wimbledon	0	6	6	8	8
Old Blues Rugby Football Club/ KCS Old Boys	Raynes Park	10.5	18	7.5	18	7.5
Old Emmanuel Rugby Club (Blagdon's Sports Ground)	Raynes Park	13	9.75	-3.25	9.75	-3.25
Old Rutlishians Association	Colliers Wood and South Wimbledon	5.5	2	-3.5	3	-2.5
Old Wimbledonians Association	Raynes Park	11	14	3	21	10

Site Name	Sub area	Demand (matches + training in match equivalents)	Supply (Pitch Capacity)	Current Balance	Potential Supply (all pitches receive good maintenance)	Potential Balance
Raynes Park Sports Ground	Raynes Park	2	6	4	6	4
Rutlish School	Colliers Wood and South Wimbledon	2	2	0	4	2
Wimbledon College	Wimbledon	0	2	2	3	3
Wimbledon College (Coombe Lane Playing Fields)	Raynes Park	0	6	6	9	9
Wimbledon Rugby Football Club	Wimbledon	21.5	16.5	-5	22	0.5

- 3.9.5 Table 3.16 shows that improving the maintenance of rugby pitches in Merton has little effect on improving the overall capacity for rugby in the area. When simply looking at community demand and not considering the demand from school teams, there appears to be significant oversupply. However, Table 3.15 demonstrates this is not the case.
- 3.9.6 There are two sites that could benefit from improved maintenance, namely; Wimbledon Rugby Football Club and Rutlish School. The former is predicted to go from a deficit of 5 MES to a surplus of 0.5 MES.
- 3.9.7 This table would suggest that addressing future shortfalls demonstrated in Tables 3.14 and 3.15 need to look further than maintenance on existing pitches.

USE OF PITCHES ON EDUCATION SITES

- 3.9.8 One opportunity to potentially add to the capacity of rugby pitches in Merton is by making use of pitches on education sites. Currently, rugby pitches are located at Kings College School Sports Ground, Rutlish School, Wimbledon College and Wimbledon College (Coombe Lane Playing Fields) without being utilised for significant community demand. It should be noted that only Rutlish School is not considered to operate within the influence of the Local Education Authority meaning opportunities to open this school up for community use may be more limited.
- 3.9.9 Another opportunity for opening up education facilities for school use is to use existing football pitches as dual use winter sport pitches for football and rugby (this can be achieved using dual purpose goal posts and over marking). However, it should be noted that the academisation (the creating of academy schools) of schools can potentially limit the community access to pitches as well as the security on which this is accessed. As schools converting into academies remains the trend across the country, the challenges this produces for community sport and the secured access of facilities should be noted.

3.10 Rugby Union Summary

- 3.10.1 This section summarises the findings from the rugby analysis, which will form the basis of the recommendation and action plan section for Merton.
- 3.10.2 Table 3.17 includes the response to 5 key questions, which are asked for all PPS studies across the UK, in order to provide a standardised illustration of supply and demand for sports provision.

Table 3.17: Key PPS findings for rugby union in Merton

Key Question	Analysis
<p>What are the main characteristics of the current supply and demand for provision?</p>	<p>There is a supply of 112.25 match equivalents across the entire borough. 39% of this supply is located in the Raynes Park sub area.</p> <p>However, much of this supply is located on schools and other sites that are either unavailable or not utilised by community rugby clubs.</p> <p>There is a demand of 51 matches per week across the borough. 34% of this demand is produced by adults, 44% by junior teams and the remaining 22% by mini teams.</p> <p>47% of demand is generated by the Raynes Park sub area.</p> <p>There are 11 community clubs in Merton, of which Wimbledon RFC is the largest with 28 teams.</p>
<p>Is there enough accessible and secured community use provision to meet current demand?</p>	<p>As with most rugby clubs in England, most clubs in Merton have a longstanding home ground where all of their matches take place. Some clubs are travelling to train on AGPs but the majority also train at their home ground. Old Ruts Rugby Club is an exception with match and training demand being spread across 5-6 sites.</p> <p>The use of the home grounds is significant as prolonged overuse will expect the pitches to significantly deteriorate in quality and even to become unsafe during times of inclement weather.</p> <p>At present only 3 clubs' home grounds, Old Blues Rugby Football Club/ KCS Old Boys, Old Emmanuel Rugby Club (Blagdon's Sports Ground), and Raynes Park Sports Ground have spare capacity.</p> <p>4 clubs have spare pitches during the Sunday AM peak period (usually used by junior sections for training and matches). This lack of capacity means there is little scope to increase the number of junior teams in the area. A consequence is that clubs will struggle to grow if junior teams are unable to play at their preferred time.</p> <p>There is also a lack of floodlit capacity on most club sites. two clubs are thought to be operating above their floodlit capacity, which has a knock-on effect for match supply on weekends as pitch capacity that could have been used for matches has, instead been used for training. There are also two home ground sites (Raynes Park Sports Ground and Old Wimbledonians Association) that do not have any permanent floodlit provision.</p>
<p>Is the provision that is accessible of sufficient quality and appropriately maintained?</p>	<p>59% of the pitches are considered to have standard maintenance. However, increasing the maintenance of these pitches only benefitted two sites enough to have surplus supply.</p> <p>Poor quality drainage has been an issue at some clubs, notably Wimbledon RFC. It is thought that increasing levels of maintenance across all sites will also help to reduce the issues around drainage, however, there are some circumstances in which adding artificial drainage has been recommended to address specific problems.</p>

Key Question	Analysis
<p>What are the main characteristics of the future supply and demand for provision?</p>	<p>No latent demand was identified for rugby union in Merton.</p> <p>TGRs were calculated using a low and high estimate of the future population. For the low estimate it was predicted the area would have an additional senior men's team, 5 junior teams and one mini team. The high estimate predicted a growth of 4 senior men's teams, 8 junior teams and 5 mini teams.</p> <p>If these TGRs be realised there could be somewhere between 7 and 17 new teams in the area. It should be noted that these TGRs do not take into account any growth in women's rugby which is a focus for the RFU.</p> <p>Old Emmanuel Rugby Club have been served notice on their current site which is being taken over by the school owners. This means that the club's demand will be displaced to a new site and the supply removed from future provision.</p>
<p>Is there enough accessible and secured community use provision to meet future demand?</p>	<p>Currently, there is enough available and secured supply to meet demand. However, the majority of this is in the Raynes Park area and much of the additional capacity is found at one site. However, the level of securely available provision will not be adequate to meet future team demand.</p> <p>It should be noted that as most sites are operating at capacity during junior rugby's peak period (Sunday AM), there is very little possibility of 6 to 12 new teams without needing to provide additional pitches.</p> <p>Current peak time capacity can be found for senior teams in Mitcham and Raynes Park, however, Wimbledon, Morden and Colliers Wood and South Wimbledon do not have any spare peak time capacity.</p> <p>There is also a concern at the lack of spare floodlit capacity to accommodate additional training sessions. In particular the impact of future training demand on pitches is predicted to lead to significant reduction in match supply, given the overuse of the floodlit training pitches.</p>

4 Hockey analysis

4.1 Introduction

4.1.1 In order to understand the overall objectives and priorities of England Hockey (EH), an analysis of key recent strategies and documentation has been undertaken and summarised below.

STRATEGIC PRIORITIES FOR THE FOOTBALL ASSOCIATION

4.1.2 In 2017 EH published the latest facilities strategy for the sport, which replaces the previous 2012 edition and aims to help every hockey club in England work towards having appropriate and sustainable facilities that provide excellent experiences for players.

Vision: For every hockey player in England to have appropriate and sustainable facilities that provide excellent experiences for players.

Mission: More, better, happier players with access to appropriate and sustainable facilities

4.1.3 The club market for hockey is well structured and clubs are required to affiliate to England Hockey to play in community leagues. As a result, only a few occasional teams lie outside of the England Hockey affiliation structure. Schools and Universities are the other two areas where significant hockey is played.

4.1.4 England Hockey has the ambition of growing participation by 10,000 adults and 32,500 children. To enable this, the following three objectives have been highlighted;

- **Protect: To conserve the existing hockey provision.** EH currently has over 800 pitches that are used by hockey clubs (club, school, universities). We need to retain the current provision where appropriate to ensure that hockey is maintained across the country
- **Improve: To improve the existing facilities stock (physically and administratively).** The current facilities stock is ageing and there needs to be strategic investment into refurbishing the pitches and ancillary facilities. There needs to more support for clubs to obtain better agreements with facilities providers & education around owning an asset.
- **Develop: To strategically build new hockey facilities where there is an identified need and ability to deliver and maintain.** This might include consolidation hockey provision in a local area where appropriate. Research has identified key areas across the country where there is a lack of suitable Hockey provision and there is a need for additional pitches. There is an identified demand for multi pitches in the right places to consolidate hockey and allow clubs to have all of their provision catered at one site.

4.1.5 Competitive league hockey matches and training can only be played on sand filled, sand dressed or water based artificial grass pitches (AGPs). Although competitive, adult and junior club training cannot take place on third generation turf pitches (3G), 40mm pitches may be suitable for introductory level hockey, such as school curriculum low level hockey. EH's Artificial Grass Playing (AGP) Surface Policy details suitability of surface type for varying levels of hockey, as shown overleaf.

Table 4.1: England Hockey guidelines on artificial surface types suitable for hockey

Category	Surface	Playing Level	Playing Level
----------	---------	---------------	---------------

England Hockey Category 1	Water surface approved within the FIH Global/National Parameters	Essential International Hockey - Training and matches	Desirable Domestic National Premier competition Higher levels of EH Player Pathway Performance Centres and upwards England
England Hockey Category 2	Sand dressed surfaces within the FIH National Parameter	Essential Domestic National Premier competition Higher levels of player pathway: Academy Centres and Upwards	Desirable All adult and junior League Hockey Intermediate or advanced School Hockey
England Hockey Category 3	Sand based surfaces within the FIH National Parameter	Essential All adult and junior club training and league Hockey EH competitions for clubs and schools Intermediate or advanced schools hockey	EH competitions for clubs and schools (excluding domestic national league)
England Hockey Category 4	All 3G surfaces	Essential None	Desirable Lower level hockey (Introductory level) when no category 1-3 surface is available.

- 4.1.6 For senior hockey teams, a full sized pitch for competitive matches must measure at least 91.4 x 55 metres excluding surrounding run off areas which must be a minimum of two metres at the sides & three metres at the ends. England Hockey preference is for four metre side and five metre end run offs, with a preferred overall area of 101.4 x 63 metres though a minimum overall area of 97.4 x 59 metres is accepted.
- 4.1.7 It is considered that a hockey pitch can accommodate a maximum of four matches on one day (peak time) provided that the pitch has floodlighting. Training is generally midweek and requires access to a pitch and floodlights.

4.2 Supply

4.2.1 Merton has 7 sites that have full size sand or artificial grass pitches that are suitable for competitive hockey. There are 8 pitches in total within the borough.

4.2.2 Table 4.2 below details of all pitches that are suitable for competitive hockey in Merton.

Table 4.2: Quantity overview for hockey facilities in Merton

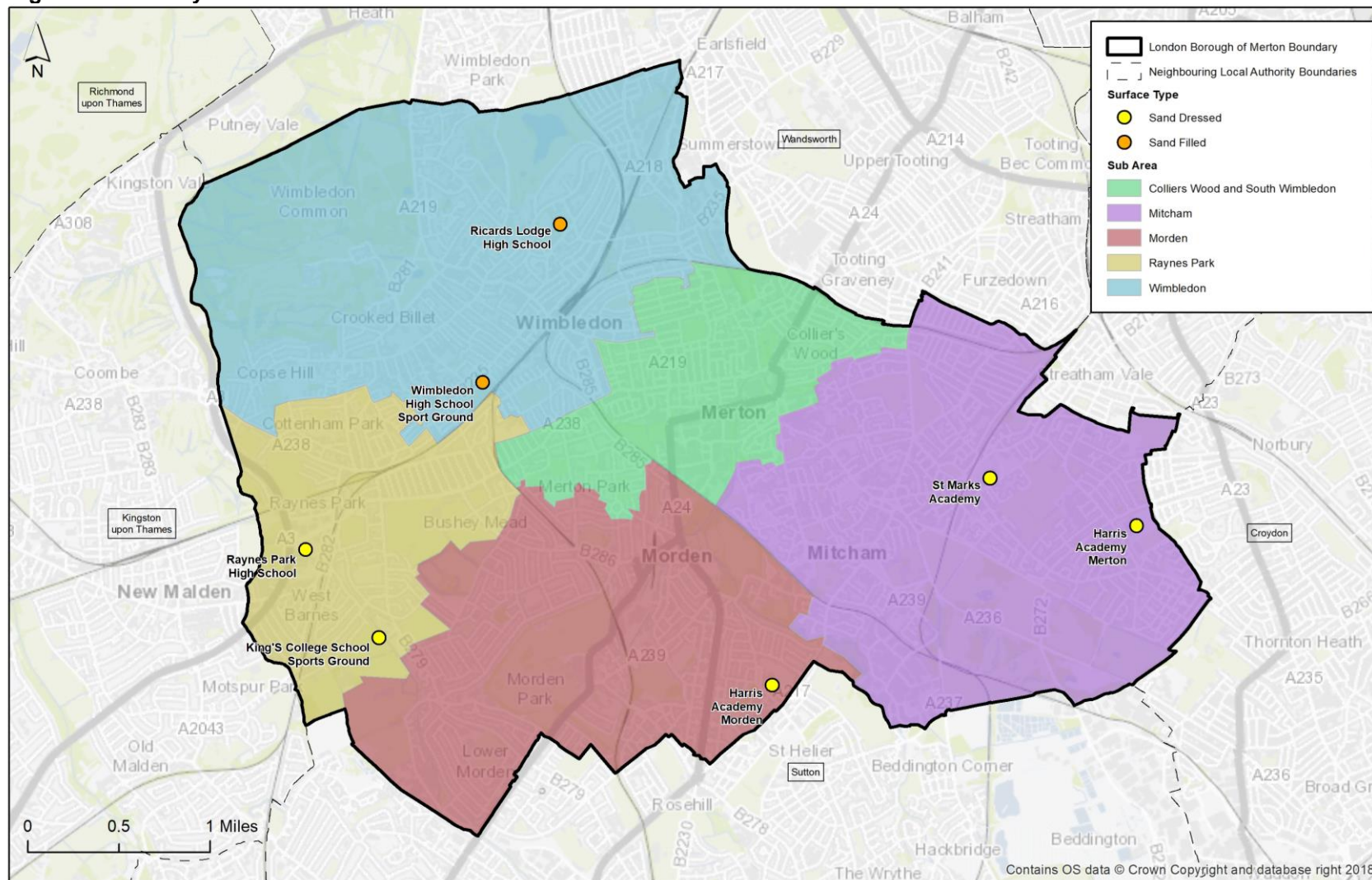
Name	Sub area	Ownership	Management	Availability / Security of community use	Surface	Size (m)	Floodlit	Surface Age (years)	Condition – Quality score
Harris Academy Merton	Mitcham	Education	School, College or University	Available/Unsecured	Sand Dressed	100x60	Yes	5-10	70.97% - Standard
Harris Academy Morden	Morden	Education	School, College or University	Available/Unsecured	Sand Dressed	100x60	No	5-10	67.74% - Standard
King's College School Sports Ground	Raynes Park	Education	School, College or University	Available/Unsecured	Sand Dressed	100x60	Yes	2-5	93.22% - Good
			School, College or University	Available/Unsecured	Sand Dressed	100x60	Yes	2-5	93.22% - Good
Raynes Park High School	Raynes Park	Education	School, College or University	Available/Unsecured	Sand Dressed*	100x60	Yes	5-10	68.82% - Standard
Ricards Lodge High School	Wimbledon	Local Authority	School, College or University	Available/Unsecured	Sand Filled	100x60	No	5-10	58.06% - Poor
St Marks Academy	Mitcham	Education	School, College or University	Available/Unsecured	Sand Dressed	100x60	Yes	5-10	79.57% - Standard
Wimbledon High School Sport Ground	Wimbledon	Education	School, College or University	Not available	Sand Filled	100x60	Yes	5-10	74.07% - Standard

*This pitch is due to be resurfaced to a high-quality water based AGP in the coming months.

4.2.3 The table shows that one of the 8 pitches is not available for community use. At the time research was undertaken (2018), none of the pitches are considered to be available on a secured basis. This means that the clubs using the sites in Merton did not have legal security of tenure, or an agreement last 3 years or more on their home grounds. This is notwithstanding the personal relationships and longstanding agreements that clubs and sites have in place which provide clubs with some security, but not from a legal stand point. As part of the funding secured for the resurfacing of the Raynes Park High School it is understood that this pitch will be securely available for use by local hockey clubs.

4.2.4 Figure 4.1 below shows the spread of hockey pitches across the borough. The figure shows that the majority of facilities are distributed on the periphery of the sub area.

Figure 4.1: Hockey facilities in Merton



4.2.5 Table 4.3 below shows the available peak-time capacity of the available facilities in the borough.

Table 4.3: Peak-time capacity of available hockey pitches in Merton

Site name	Sub area	No. of pitches	AGP type	Midweek (hrs)	Saturday (match slots)	Sunday (match slots)
Harris Academy Merton	Mitcham	1	Sand Filled	10	4	4
Harris Academy Morden	Morden	1	Sand Filled	0	3	3
King's College School Sports Ground	Raynes Park	2	Sand Dressed	17.5	8	8
Raynes Park High School	Raynes Park	1	Sand Filled	10	4	4
Ricards Lodge High School	Wimbledon	1	Sand Filled	0	3	3
St Marks Academy	Mitcham	1	Sand Dressed	10	4	4
Total		7		47.5	26	26

4.2.6 The table above shows that there is a total capacity of 47.5 mid-week hours of available training capacity in Merton. This is despite two of the sites, Harris Academy Morden and Ricards Lodge High School not being available for use for mid-week training due to a lack of floodlighting, there are 47.5 hours of demand available at peak training times in Merton as well as 26 match slots on both Saturdays and Sundays.

4.3 Site summaries

4.3.1 Below is a summary of the selected hockey sites in Merton. The below represents a summary of the findings from the on-site consultations.

Harris Academy Merton: The main priority at present is addressing the need for a resurface of the AGP. The quality of the AGP surface is not for hockey and does not have suitable grip for football. All facilities at the site are open to the community but the school struggle to attract users. The site has fully self-contained ancillary facilities and adequate car parking for evening or weekend use.

Raynes Park High School: The main development priorities at present are to carry through the agreement on the current AGP, which is where the Wimbledon Club are funding regeneration and therefore having exclusive use, along with exploring options for a potential further AGP on the sports ground site. This project is underway at the time of writing and is expected to be complete in 2019. The site has fully self-contained ancillary facilities and adequate car parking for evening or weekend use.

Ricards Lodge High School: The AGP is available to the community and all bookings are done through Sodexo. The surface of the hockey pitch is becoming old and worn. The school has developments in the pipeline with the AGP; the Wimbledon Club are looking to invest into this and install floodlighting on site as well as a resurface. The site is currently used by Wimbledon HC,

Mitcham HC and Berrylands HC. The site is currently operated on by a range of community hockey clubs and the junior school adjacent. The site has fully self-contained ancillary facilities and adequate car parking for evening or weekend use.

The Wimbledon Club: The site is a private members club, however the site actively reaches out to non-members and hold a variety of events and festivals on site. The main clubhouse building is very large and in excellent condition. In terms of adding provision on site, the club are looking to reconfigure the sports hall to turn it horizontal and incorporate two more tennis courts, allowing the indoor space to be used for hockey provision also. With regard to other sites, the hockey club are in the process of establishing water based artificial pitch at Raynes Park High school.

Wimbledon High School: The ancillary facility is a listed building. Refurbishment works and a small extension was done two years ago, resulting in the changing, toilet, shower and social facilities now being of very good quality. The sand filled AGP is floodlit and mainly used for hockey and tennis by the school. The surface is 7 years old and is showing signs of wear. The school is in the process of investigating resurfacing the pitch. The school would love to rent these facilities to the public however the agreement they have with Merton Council is that no facilities on site are to be available for the community to hire/use. The floodlights must be off by 7pm every evening due to nearby homes, and so the school cannot hire the AGP out to local Hockey Clubs. There is understood to be adequate car parking on site.

4.4 Current Demand

4.4.1 There are four hockey clubs operating in Merton. The breakdown of teams in these clubs has been provided below.

Table 4.4: Club analysis

Club Name	Adult Teams			Juniors	Total
	Men	Women	Mixed		
Berrylands HC	0	1	0	0	1
Merton HC	2	2	0	0	4
Mitcham HC	0	1	0	0	1
Wimbledon HC	10	8	0	21	39
Total	12	12	0	21	45

4.4.2 Table 4.4 shows that there is a total of 45 teams, spread across the 4 Merton based clubs. 39 of these teams (86%) are provided by Wimbledon Hockey club, making it by far the largest club in the borough. Wimbledon Hockey club also provides 83% of the men's teams, 67% of the women's and 100% of junior teams in Merton.

4.4.3 Across all the club in the borough, there is an even split between the number of men's and women's teams.

4.4.4 Table 4.5 below highlights how the current profile of hockey teams across Merton creates demand for competitive matches throughout the week.

Table 4.5: Current demand for pitches in hours (by club)

	Club	Number of teams	Training hours			Competitive hours		Total Demand
			Weekday	Saturday	Sunday	Saturday	Sunday	
Senior teams (16-65)	Berrylands HC	1	2	-	-	2	-	4
	Merton HC	4	6	-	-	6	-	12
	Mitcham HC	1	-	-	-	2.5	-	2.5
	Wimbledon HC	18	20.5	-	-	18	-	38.5
Senior Sub total		24	28.5	-	-	28.5	-	57
Junior teams (11-15)	Berrylands HC	-	-	-	-	-	-	-
	Merton HC	-	-	-	-	-	-	-
	Mitcham HC	-	-	-	-	-	-	-
	Wimbledon HC	21	10.5	-	12.5	-	3.25	26.25
Junior Sub total		21	10.5	-	12.5	-	3.25	26.25
TOTAL		45	39	-	12.5	28.5	3.25	83.25

- 4.4.5 Table 4.5 shows that there is a total demand of 83.25 hours of demand on Merton hockey sites produced by clubs in the borough. This is made up of 39 midweek training hours, 2.5 weekend training hours and 31.75 competitive match hours (all of which takes place over the weekend).
- 4.4.6 The average number of hours demand produced by each team in Merton is 1.85 hours per week. For senior teams demand is split evenly between training and match demand and each team average 2.375 hours of pitch demand per week. Each junior team averages 1.25 hours per team; 0.5 during mid-week and 0.75 at weekends.
- 4.4.7 Of the 83.25 hours of demand, 64.75 hours (78%) is produced by Wimbledon HC. This is comprised of 43.5 training hours (85% of the borough total) and 21.25 competitive hours (67% of the borough total). These figures show how central Wimbledon HC is to the facilitation of hockey within the borough.
- 4.4.8 The average number of hours produced by each team at Wimbledon HC is lower than the other clubs, with each Wimbledon team producing, on average, 1.66 hours of demand per week per team. By comparison, the other teams produce on average 3.1 hours of demand per week per team. This indicates that Wimbledon HC is struggling to find the capacity it requires to meet the demand produced by its teams.

4.5 Club consultation summaries

- 4.5.1 Multiple attempts to contact and consult all clubs in Merton were made during the research phase of the project. The following table is a summary of the consultation undertaken with three hockey clubs in Merton, focussing on their key issues and future plans (full details of attempts made to reach out to every club in the borough can be found in the appendix). It should be noted that all pitch-rating comments in Table 4.6 are the opinions of the club and may differ from the impartial rating given by the site assessor.

Table 4.6: Summary of demand consultations from hockey clubs in Merton

Club	Consultation Summary
Merton Hockey Club	<p>Home Ground: Harris Academy Morden, 131 Lilleshall Rd, Morden, Surrey SM4 6DU Play for about 6 hours a weekend</p> <p>Training: King's College School, Wimbledon, Southside, Wimbledon Common, Wimbledon, London SW19 4TT 6 hours a week</p> <p>Teams: 2 men's team 2 ladies' teams</p> <p>Consultation</p> <p>Facilities at Harris Academy are not very good but pitches at King's College Wimbledon are a lot better. The Clubhouse is located at John Innes Recreation Ground (the club shares the pavilion with Merton Cricket Club). This is considered to be located too far from the home ground (2.2 miles or approximately 10-15minute drive on Saturday afternoons) and this provides a challenge during the season. The club is looking at developing a junior side for this coming season but has issues with providing adequate playing/ training facilities for junior sides. Biggest issue is number of quality pitches and competing demand with football. On the whole, the club reports that it is happy with their setup, as a result have no plans to move/ build a site of their own.</p>
Mitcham Ladies	<p>Home Ground: Ricards Lodge High School, Lake Road, London SW19 7HB Play 2.5 hours on Saturday</p> <p>Training: Tiffin Girls' School, Richmond Rd, Kingston upon Thames KT2 5PL (outside the borough) Train for 1.5 hours a week</p> <p>No plan on development or changing playing/ training facilities, although pitches at Ricards Lodge are not to the highest standard and so club has been in discussion with Ricards Lodge High School regarding improving these facilities.</p>
Wimbledon HC	<p>Teams</p> <p>Men's – 1st, 2nds, 3rds, 4ths, 5ths, Over 40, Over 50, Over 60, Masonians, Wimbledonians, Indoor</p> <p>Ladies – 1, 1A, 2, 2A, 3, 4, Development, Veterans, Indoor, 'Back to Hockey'</p> <p>Boys – U10, U12, 2x U14, 2x U15, 2x U16</p> <p>Girls – 2x U9, 2x U10, 2x U11, 3x U12, 4x U14</p> <p>664 Junior Members 324 Senior Members</p> <p>There is less focus on the indoor teams and their progression, compared to the other adult teams. May potentially re-evaluate them at the end of the 2018/19 season.</p> <p>Home Ground:</p>

Club	Consultation Summary
	<p>King's College School Sports Ground: 18 hours Saturday Ricards Lodge High School (SW19 7HB) – 3 hours on weekends</p> <p>Training: King's College School Sports Ground: 31 (adult and junior) hours on weekdays King's College School Sports Ground: 12.5 hours on weekends Wimbledon Club indoor tennis courts used for quick sticks training for 1.5 hours on Tuesdays.</p> <p><u>Pitches/ Facilities</u></p> <p>Club House The Wimbledon Club, very satisfied with this facility.</p> <p>Main Pitches Kings College School Sports Ground (Rented): The club reported that they are pleased with the facilities offered, including the use of clubhouse. However, they reported feeling it is very expensive and would prefer to find a cheaper alternative, but would not sacrifice quality to realise this.</p> <p>Raynes Park High School: Used more by the junior hockey teams. Currently undergoing a relaying of surface to a water-based hockey compliant AGP. Once complete Wimbledon would like to use this as their permanent second ground for teams – alongside 'the clubhouse'</p> <p>Ricards Lodge High School: Used for the Indoor hockey teams.</p> <p>Notre Dame School, Cobham (exported demand): the club are traveling to use this facility for extra junior training on a Monday evening for 90 minutes. This site is 15 miles from the club's home-ground and it takes 40 minutes travel time, which is not considered to be ideal for the members' needs.</p> <p><u>Future Plans</u></p> <p>From a team point of view, will continue to expand and grow where they can.</p> <p>In terms of facility developments, they are satisfied in the fact they can cope with their demand at present given the new investment in pitches. Anything more is a bonus! They are relying on the new pitch development at Raynes Park High School, before they look to develop elsewhere.</p>

4.6 Unfulfilled Demand

4.6.1 In addition to the existing demand, the study also seeks to identify where existing current demand is not being fulfilled. The 2013 Sport England Methodology prescribes that this should be done through the identification of demand that is displaced, unmet, or latent (see glossary for definitions).

4.6.2 The table below captures the levels of unfulfilled demand in the borough:

Table 4.7: Unfulfilled demand by club (in Hours)

Club Name	Displaced Demand		Unmet Demand		Latent Demand		Total
	Hrs	Reason	Hrs	Reason	Hrs	Reason	
Merton HC	-		-		3	Limited access to facilities at the prime peak period	3
Mitcham HC	1	Cheaper facility access at Tiffin School for Girls (Kingston -U- Thames)	3	Ricards Lodge High School pitch isn't maintained very well and needs some investment to repair some holes, repaint lines, add dugouts on side-lines	-		4
Wimbleton HC	1.5	Lack of available alternatives – play at Notre Dame School, Cobham (Elmbridge)	-		-		1.5
Total	2.5		3		3		8.5

4.6.3 Table 4.7 shows how, according to club consultations, an under supply of pitches in the borough and poor quality facilities is driving teams to use facilities outside of Merton. For this reason, total displaced demand is calculated at 2.5 hours per week. The lack of peak-time availability is also thought to be responsible for 3 hours of latent demand

4.6.4 Poor quality facilities at Ricards Lodge High School is thought to be responsible for 3 hours of unmet demand. Taken together, there can be said to be 8.5 hours of unfulfilled hockey demand in the borough.

4.6.5 The presence of this unfulfilled demand in Merton indicates that even with the Raynes Park High School pitch being re-surfaced, there is not sufficient available capacity during peak times to meet current

4.7 Site-by-site summaries

4.7.1 The table below summarises the key information found above into a single point of reference. The table shows that several key sites in the borough are overplayed or at capacity at peak-times. The table also begins to address the impact the reintroduction of the new pitch at Raynes Park High School will have on the availability and capacity of other hockey pitches in the borough.

Table 4.8: Site-by-site summaries (current supply and demand)

Name	Sub area	Ownership / Management	Availability / Security of community use	Provision	Condition – Quality score	Supply Capacity (hrs)		Demand (hrs)	Balance (hrs)	Key Issues
Harris Academy Merton	Mitcham	Education / Education	Available / Unsecured	1x full sized, floodlit sand dressed pitches	70.97% - Standard	MW	20	0	20	The academy pitch is reported to be available for community use, however, in a borough with limited spare capacity at certain peak-times it is thought that this pitch is either not known about, is too expensive or has other barriers to its use.
						SAT	6	0	6	
						SUN	6	0	6	
Harris Academy Morden	Morden	Education / Education	Available / Unsecured	1x full sized, sand dressed pitch – not floodlit	67.74% - Standard	MW	0	0	0	The site is used by Merton HC for its competitive demand. The pitch is not floodlit which limits its usage. The site is considered to be at capacity on Saturdays. The club has reported that the condition of the pitch does not meet its expectations.
						SAT	6	6	0	
						SUN	6	0	6	
King's College School Sports Ground	Raynes Park	Education / Education	Available / Unsecured	2x full sized, floodlit sand dressed pitches	93.22% - Good	MW	35	37	-2	The site is used by Merton HC and Wimbledon HC. The site is showing over-use at peak-times. The quality of the facility is reported to be adequate by both clubs, but as being quite expensive at present. Demand from Wimbledon HC is expected to be reduced once the pitch at Raynes Park High School has been re-surfaced.
						SAT	16	18	-2	
						SUN	16	12.5	3.5	
Raynes Park High School	Raynes Park	Education / Education	Available / Unsecured	1x full sized floodlit	68.82% - Standard	MW	0	0	-2	The pitch is in the process of being re-surfaced from a standard quality sand-dressed pitch, to a high-quality water-based pitch. Wimbledon HC

Name	Sub area	Ownership / Management	Availability / Security of community use	Provision	Condition – Quality score	Supply Capacity (hrs)		Demand (hrs)	Balance (hrs)	Key Issues
			(expected to change to secured once pitch has been re-laid)	pitch – currently being resurfaced from sand dressed to water based.		SAT	0	0	-4.5	will have the right to the exclusive use of the facility which should reduce the current stress on other pitches. This facility will bring Wimbledon HC in-line with other clubs competing at a similarly high level of hockey. The presence of this facility should also reduce the exporting of demand to The Notre Dame School in Cobham and help to address issues of latent and displaced demand reported by clubs.
						SUN	0	0	-3.25	
Ricards Lodge High School Page 220	Wimbledon	Local Authority / Education	Available / Unsecured	1x full sized, sand filled pitch – not floodlit	58.06% - Poor	MW	0	2	0	The pitch is used by Berrylands HC, Mitcham HC and Wimbledon HC. The quality of the facility is considered to be poor and inadequate for the needs of its users. However, there is a clear need for its capacity to be retained. Therefore, there is a clear need to resurface the pitch to ensure it continues to meet the needs of hockey in Merton.
						SAT	6	4.5	6	
						SUN	6	3.25	6	
St Marks Academy	Mitcham	Education / Education	Available / Unsecured	1x full sized, floodlit Sand dressed Pitch	79.57% - Standard	MW	20	0	20	The academy pitch is reported to be available for community use, however, in a borough with limited spare capacity at certain peak-times it is thought that this pitch is either not known about, is too expensive or has other barriers to its use.
						SAT	6	0	6	
						SUN	6	0	6	
Wimbledon High School Sport Ground	Wimbledon	Education / Education	Not available	1x full sized, floodlit sand filled pitch	74.07% - Standard	MW	0	0	0	This site is not available to the community for use.
						SAT	0	0	0	
						SUN	0	0	0	

4.8 Site-by-site capacity analysis

4.8.1 With the above table showing the balances across each of the sites in the borough, the table below provides capacity balance analysis for all used hockey AGPs in Merton. This is calculated by taking the number of hours available for community use provided by each site and subtracting the amount of demand placed on it.

4.8.2 Table 4.9 contains demand (in hours) from competitive matches as well as training required by local clubs.

Table 4.9: Club-site capacity analysis

Site name	Sub area	Supply (hours)			Demand (Hours required – for training and matches)			Balance (hours)		
		Weekday	Saturday	Sunday	Weekday	Saturday	Sunday	Weekday	Saturday	Sunday
Harris Academy Morden	Morden	0	6	6	0	6	0	0	0	6
King's College School Sports Ground	Raynes Park	35	16	16	37	18	12.5	-2	-2	3.5
Raynes Park High School*	Raynes Park	N/A*	N/A*	N/A*	0*	0*	0*	N/A	N/A	N/A
Ricards Lodge High School	Wimbledon	0	6	6	2	4.5	3.25	-2	1.5	2.75
Total		35	28	28	39	28.5	15.75	-4	-0.5	12.25

*The site is not currently being used due to relaying of the surface (winter 2018). A significant amount of demand from Wimbledon HC will be generated on this site from existing waiting lists) with some demand transferred from Kings College School Playing Fields.

4.8.3 The table above provides the definitive snapshot of the supply and demand of hockey facilities in Merton based on the sites that are used by local teams and service community demand. From the table, it is clear to see that there is currently a substantial undersupply for hockey pitches in the borough especially during the peak times for training (mid-week) and for match play (Saturdays). This picture is exacerbated by resurfacing of Raynes Park High School having no supply capacity as it is currently being re-surfaced as a water-based AGP.

4.8.4 It is understood that as part of the conditions for financing this facility improvement project, Wimbledon HC will have exclusive use of this facility which should free-up capacity on other hockey appropriate AGPs. This will be modelled and inform the final recommendations as part of the Strategy document.

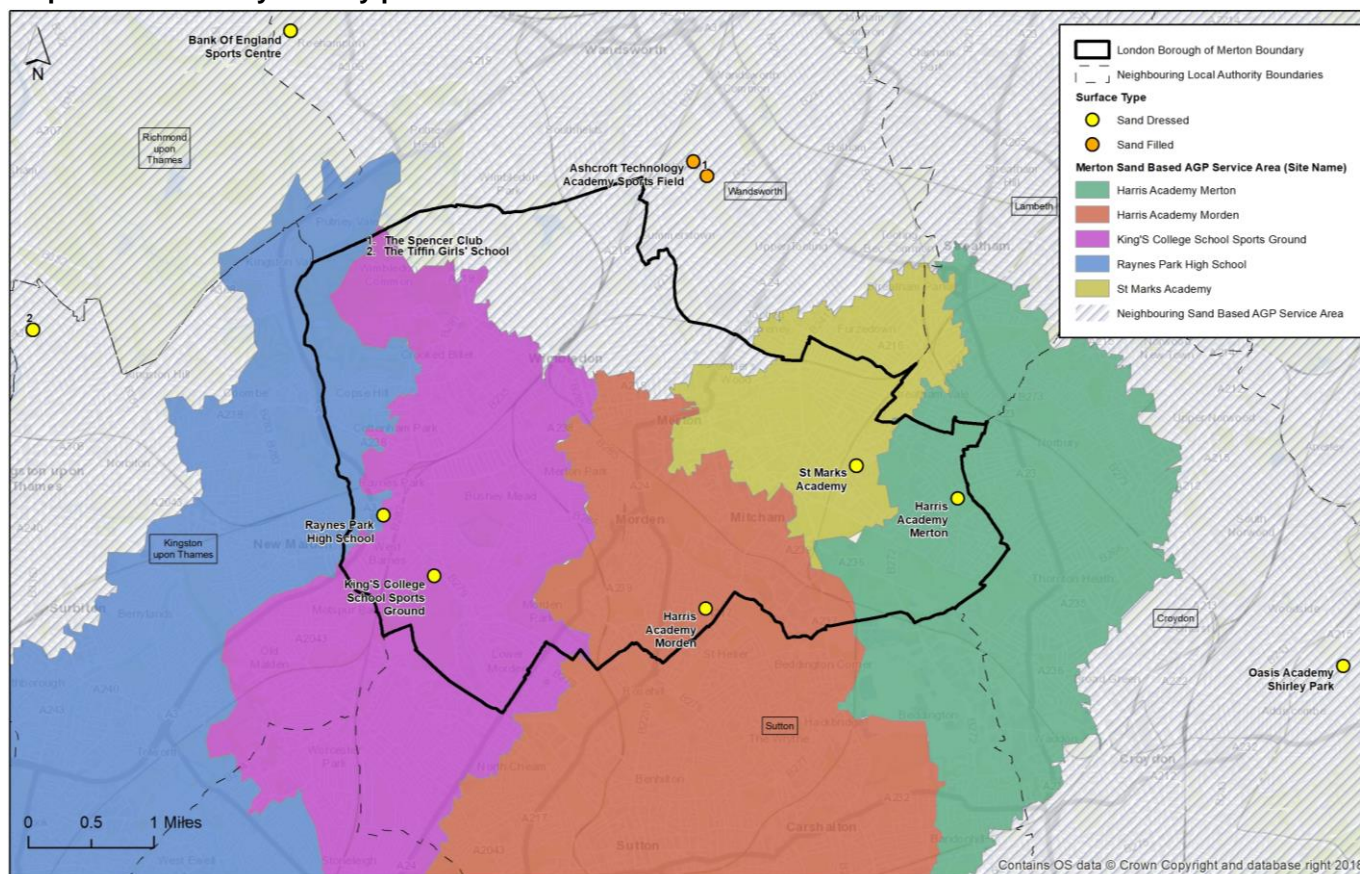
4.8.5 It should be noted that there is additional spare capacity which is reported as 'available' within the borough at St Mark's Academy and Harris Academy Merton. However, it is expected that there are good reasons as to why this capacity is not used which are expected to relate to cost of hire or accessibility of the facilities. As with St Mark's Academy and Harris Academy Merton, none of the pitches detailed in table 6.9 are securely available for community use

meaning access could be lost by clubs at any time (although this is considered unlikely). Once the pitch at Raynes Park High School has been reinstated this facility will be securely available to the community for use.

4.9 Facility Catchment Areas

4.9.1 Figure 4.2 below shows the catchment of the hockey facilities used by residents in Merton.

Map 4.2: Community Hockey pitch catchments in Merton



4.9.2 Figure 4.2 shows that not all areas of Merton fall within the catchment of one of the community use AGPs (as those residents' closest facility). This means there is a likelihood that some demand generated in the north east of the borough (in the Wimbledon sub area) is exported outside of the borough to neighbouring facilities.

4.9.3 The map also shows how the current provision is located along the southern boundary of the borough. This means that not only will the majority of participants in Merton need to travel from the population hubs in the centre of the borough to reach these pitches, the clubs in Merton are likely to attract a significant number of members from neighbouring boroughs.

4.10 Future Demand

- 4.10.1 The information above shows the current picture of hockey supply and demand. However, it is also important to understand what the future demands within the borough are likely to be.
- 4.10.2 To calculate the future demand for hockey in the borough, a Team Generation Rate has been calculated using the current number of teams and the current population. This measure allows us to calculate what size of population (for various age groups) will typically cause enough demand for a hockey team. Population projections have been taken from SNPP figures based from 2016¹⁰.
- 4.10.3 This Team Generation Rate can now be applied to the population projections for the borough to confirm how population growth or reduction will affect the demand for teams in each of the key age groups. Junior hockey in the borough is mixed gender, so the number of teams has been distributed evenly to conform to Sport England requirements for undertaking a TGR analysis.
- 4.10.4 Due to the two scenarios for the future population of Merton (by 2035), a high and low scenario has been deployed to show the impact of both.

Table 4.10: Future Demand (as calculated by TGRs)

	No. of teams	Current popn in age group	Current TGR	Low Scenario				High Scenario			
				Future popn	Popn Change	Change in Teams	Total teams by 2035	Future popn	Popn Change	Change in Teams	Total teams by 2035
Hockey Senior Men (16-55yrs)	12	59,554	4962.8	63,540	3,986	0.80	12.80	70,097	10,543	2.12	14.12
Hockey Senior Women (16-55yrs)	12	60,588	5049.0	62,344	1,756	0.35	12.35	68,808	8,220	1.63	13.63
Hockey Junior Boys (11-15yrs)	8	5,529	691.1	6,275	746	1.08	9.08	6,899	1,370	1.98	9.98
Hockey Junior Girls (11-15yrs)	13	5,207	400.5	5,985	778	1.94	14.94	6,585	1,378	3.44	16.44
Total	45					4.17	49.17			9.17	54.17

- 4.10.5 As explained above, the two population scenarios provide a projected estimate of the amount of demand that will be produced by the population by 2035. For the low projection, 4.17 teams will be produced by 2035. For the higher estimate, this figure increases to 9.17.
- 4.10.6 If the current average number of hours of pitch demand per team is applied to the figures above, then it is possible to calculate the expected increase in hockey demand for AGPs in hours.

¹⁰ Office of National Statistics Subnational Population Projections 2016

- 4.10.7 For the low projections, a further 2.8 hours of adult demand (1.4 hours midweek and 1.4 hours at weekends) plus 3.8 hours of junior demand (1.5 hours midweek and 2.3 hours at weekends) would be required. In total this equates to 6.6 additional hours of demand in Merton.
- 4.10.8 For the high projections, a further 9 hours of adult demand (4.5 hours midweek and 4.5 hours at weekends) plus 6.7 (2.7 hours midweek plus 4.1 at weekends) would be required. Together, this equals 15.7 hours of demand in Merton.

4.11 Impact of Future Demand on Supply and Demand

- 4.11.1 In addition to the 6.6-15.7 hours of additional demand projected by the TGR analysis, it is also necessary to include the unfulfilled demand captured in Table 4.7. The 7 hours of additional demand as stated by Merton and Mitcham hockey clubs will be assigned as 'adult demand' as both clubs do not have junior sections. This demand will be split evenly between midweek and Saturday match slots. The exported demand reported by Wimbledon HC will also be taken as adult demand and will be applied exclusively to the mid-week period (as it is reported as exported training demand).
- 4.11.2 All adult weekend demand will be considered to be applied to Saturdays and all junior weekend demand will be considered to be applied to Sundays, as these time-slots represent the peak-period for the respective age groups.
- 4.11.3 To allow for the impact of the re-surfaced pitch at Raynes Park High School to be modelled, the below shows the projected balances with both the current level of club-used capacity and with one-further pitch added (with an assumed capacity of 20 hours of mid-week, plus 6 hours on both Saturday and Sunday). The table also shows what would happen if all unsecured provision were removed (leaving just the new Raynes Park High School Pitch).

Table 4.11: Future Capacity Balances for club-sites in Merton

	Current Balance (hours)			Low - Future Balance (hours)			High - Current Balance (hours)		
	Weekday	Saturday	Sunday	Weekday	Saturday	Sunday	Weekday	Saturday	Sunday
No change to current supply	-4	-0.5	12.25	-6.9	-1.9	9.95	-11.2	-5	8.15
1x additional pitch added to supply	16	5.5	18.25	14.1	4.1	15.95	8.8	1	14.15
All unsecured provision removed	-19	-22.5	-9.75	-21.9	-23.9	-12.05	-23.7	-25.6	-13.85

- 4.11.4 Table 4.11 shows that unless there is a change in facility capacity, peak-time demand will continue to go unmet. This is likely to drive unmet, latent and displaced demand in the borough.
- 4.11.5 Once the new pitch at Raynes Park High School be added (as is expected) and all other provision that is currently being used to meet community demand be retained then there could, theoretically be some spare capacity in the borough at peak-times.
- 4.11.6 Table 4.11 shows that should all unsecured capacity be removed from the borough, there would be a significant short-fall in provision, a substantial level of demand would be unmet and this would result in a lot of people ending their participation in hockey, or travelling further to access facilities in other boroughs.
- 4.11.7 Consultation with England Hockey has revealed that during the drafting of the Needs Assessment document, the Raynes Park High School Pitch has opened but this has not had a significant reduction on the deficit of supply of Hockey facilities in Merton. This is due to a substantial increase in demand for hockey both amongst Merton based clubs and neighbouring clubs. This increase has resulted in the current deficit of capacity remaining approximately the same as has been modelled without the addition of the Raynes Park High School pitch.
- 4.11.8 The consultation with England Hockey has shown that the NGB believes at least one further pitch is required in the borough to meet the recently increased demand. Evidence demonstrating this need is present given the following two considerations;
- the affiliated membership numbers reported to England Hockey have increased dramatically;
 - the expected decrease in exported demand from Merton based clubs to pitches outside of the borough has not materialised despite the additional pitch at Raynes Park High School being available; and,
 - alongside the growth in members at Merton based clubs, other large clubs based in neighbouring boroughs have also shown a significant increase in their activity and are understood to be interested in utilising any available Merton based capacity.
- 4.11.9 The impact of this increased in demand is modelled in the scenarios section of the strategy document that accompanies this needs assessment report.

4.12 Hockey Needs Assessment Summary

- 4.12.1 This section summarises the findings from the hockey analysis, which will form the basis of the recommendation and action plan section for Merton.
- 4.12.2 Table 4.12 includes the response to 5 key questions, which are asked for all PPS studies across the UK, in order to provide a standardised illustration of supply and demand for sports provision.

Table 4.12: Key PPS findings for hockey in Merton

Key Question	Analysis
<p>What are the main characteristics of the current supply and demand for provision?</p>	<p>There are 8 hockey pitches in Merton across 7 sites.</p> <p>All pitches are located on education sites (schools, colleges, academies) and are managed by those organisations.</p> <p>Of the 8 pitches, two are sand filled and 5 are sand dressed. One pitch, located at Raynes Park High School is currently undergoing re-surfacing which will change its designation from a sand dressed AGP, to a water-based AGP.</p> <p>The demand for pitches in the borough is produced by 4 clubs; Berrymead, Merton, Morden and Wimbledon Hockey Clubs (HC). These clubs produce 45 teams including 21 junior teams, 12 men's and 12 women's teams. Wimbledon HC are the only club in the borough to produce any junior teams.</p> <p>These teams produce 83.25 hours of demand, 39 of which is for mid-week training, and a further 28.5 of which takes place on a Saturday (the remaining 15.75 takes place on a Sunday).</p> <p>78% of all demand in Merton is produced by Wimbledon HC.</p> <p>At present, there is an estimated 8.5 hours of further demand that would ideally be played in Merton but is not due to a number of factors including pitch quality and affordability.</p> <p>Consultation with Sport England has shown that this has not decreased since the introduction of the Raynes Park High School pitch due to a significant increase in demand during the drafting period of this document.</p>
<p>Is there enough accessible and secured community use provision to meet current demand</p>	<p>Of the 8 hockey pitches in Merton, 5 are available and used (including Raynes Park High School), although a further two sites are reported to be available, but they are not currently used by any hockey club based in Merton (St Marks College and Wimbledon High School Sport Ground).</p> <p>Wimbledon High School Sports Ground is the only pitch which is not available for community use outright.</p> <p>At the time of writing Raynes Park High School is undergoing resurfacing and is therefore unable to meet capacity. As a result, the supply and demand modelling shows that the borough is does not have sufficient provision to meet demand.</p> <p>The displaced Wimbledon HC demand onto Notre Dame School (Elmbridge) on Monday nights, and the same for Mitcham HC during the mid-week period indicates that a lack of suitable available facilities during specific peak times is a more longstanding issue.</p>

Key Question	Analysis
	<p>None of the pitches are considered to be securely available. However, as all pitches are currently located on education sites, the continued access to the 5 pitches currently is not considered to be under threat.</p> <p>Once the resurfacing is complete at Raynes Park High School this pitch will be securely available and used exclusively by Wimbledon HC. This is expected to reduce the amount of use of other hockey pitches in the area and thereby create additional capacity on the other 4 pitches.</p> <p>Consultation with England Hockey indicates that even with the new pitch at Raynes Park High School, there is not sufficient capacity to meet all demand generated within the borough. In addition, increases in demand in clubs based at neighbouring boroughs is thought to place more pressure on the pitch stock in Merton.</p>
<p>Is the provision that is accessible of sufficient quality and appropriately maintained?</p>	<p>Site assessments and consultation reports shows that all pitches in the borough are at least, of adequate quality to meet user expectations, except for Ricards Lodge High School. The site is described in consultation as poorly maintain and in need of some investment to repair some holes, repaint lines and to add dugouts on side-lines.</p> <p>Pertinently, Raynes Park High School being re-surfaced as a water-based pitch will provide Wimbledon HC access to a top-class sporting venue at which to play their fixtures.</p> <p>The pitches at Kings College Sports Grounds are all considered to be in very good condition.</p> <p>Harris Academy Morden, the final site in the borough to be used by the community for Hockey, is considered to be of standard condition but is between 5-10 years in age and may therefore require resurfacing in around 5 years' time.</p>
<p>What are the main characteristics of the future supply and demand for provision</p>	<p>According to the TGR analysis, Merton is expected to produce between 4.17 and 9.17 additional teams by 2035. These will be split by approximately 1.15 – 3.75 adult teams, and 3.02 – 5.42 junior teams. This is expected to equate to equate to between 6.6 – 15.7 additional hours of demand in the borough. This demand is expected to be spread by 2.9 – 7.2 hours of mid-week demand and 3.7 – 8.6 hours at weekends.</p> <p>In addition to this demand, a further 8.5 hours of unfulfilled demand is also expected to be required to be met.</p> <p>There are no expected changes to the supply forecasted beyond Raynes Park High School being reinstated as a water-based AGP.</p> <p>In the immediate, short-term future, England Hockey has reported that demand for the sport is increasing rapidly in the area and that should this trend continue there will not be sufficient capacity within the borough to meet demand, even with the new pitch at Raynes Park High School being added to the supply.</p>

Key Question	Analysis
Is there enough accessible and secured community use provision to meet future demand	<p>The consultation with England Hockey indicates that even with the additional pitch at Raynes Park High School, the increase in demand for hockey from Merton clubs and those based in neighbouring boroughs has been so rapid, there is not considered to be sufficient supply to meet projected future demand.</p> <p>A scenario modelling the rapid rise in demand for hockey is provided in the strategy document that accompanies this needs assessment report.</p>

5 Artificial Grass Pitches (AGPs) analysis

5.1 Introduction

- 5.1.1 This section assesses the adequacy of AGP pitches for football, rugby and hockey in Merton.
- 5.1.2 As has been emphasised in this report AGPs are used by different pitch sports for both training and match play. It is therefore important to consider their function and provision 'in the round', as they are a valuable resource for playing sport, and there is clearly competition to play on the AGPs that exist in the area.
- 5.1.3 The data and assessments in this section are taken from a variety of sources including Sport England's planning tools (including Active Places, Facilities Planning Model, and Sports Facilities Calculator), local authority records, and site visits and meetings with facility managers. The data have been analysed separately, partly because the criteria for each tool differs slightly, but are brought together in the final assessment. The assessment deals with the following topics: supply/ quantity, demand, accessibility and quality.

5.2 Supply

- 5.2.1 There are a variety of different surfaces of AGPs and which have differing levels of suitability for different sports. A high-level overview is included below:
- Long pile 3G with shock pad – suitable for football and rugby training and matches (World Rugby 22) (pile should be a minimum of 60mm)
 - Long pile 3G – preferred surface for football (pile should be 50mm or 60mm)
 - Sand filled – acceptable surface for hockey
 - Sand dressed – acceptable surface for hockey
 - Water based –preferred surface for hockey.
- 5.2.2 It should be noted that in the absence of appropriate 3G facilities, football clubs are known to use sand based / dressed facilities, however, these are not considered to be preferred surfaces.
- 5.2.3 The table below lists details of the AGP facilities in the borough. The full-sized facilities (those capable of hosting a full-sized rugby, football or hockey pitch) are highlighted in bold.

Table 5.1: AGPs in Merton

Site Name	Sub area	Pitch Type	Community use	Size (m)	Age of Surface	Flood-lighting	Agreed Pitch Rating	FA Registered
Goals Soccer Centre (Wimbledon)	Raynes Park	3G	Available	60x40	2-5 years	Yes	88.98% - Good	No
		3G	Available	40x30	2-5 years	Yes	88.98% - Good	No
		3G	Available	40x30	2-5 years	Yes	88.98% - Good	No
		3G	Available	40x30	2-5 years	Yes	88.98% - Good	No
		3G	Available	40x30	2-5 years	Yes	88.98% - Good	No
		3G	Available	40x30	2-5 years	Yes	88.98% - Good	No
		3G	Available	40x30	2-5 years	Yes	88.98% - Good	No
		3G	Available	40x30	2-5 years	Yes	88.98% - Good	No
		3G	Available	40x30	2-5 years	Yes	88.98% - Good	No
		3G	Available	40x30	2-5 years	Yes	88.98% - Good	No
Harris Academy Merton	Mitcham	Sand Dressed	Available	100x60	5-10 years	Yes	70.97% - Standard	No
Harris Academy Morden	Morden	Sand Dressed	Available	100x60	5-10 years	No	67.74% - Standard	No
Hollymount Primary School	Raynes Park	3G	Available	35x25	5-10 years	No	59.14% - Poor	No
King's College School Sports Ground	Raynes Park	Sand Dressed	Available	100x60	2-5 years	Yes	93.22% - Good	No
		Sand Dressed	Available	100x60	2-5 years	Yes	93.22% - Good	No
Lavender Park	Mitcham	3G	Available	45x35	2-5 years	Yes	63.44% - Standard	No
Morden Recreation Ground	Morden	3G	Available	45x35	2-5 years	Yes	72.03% - Standard	No
Raynes Park High School	Raynes Park	Sand Dressed	Available	65x40	5-10 years	Yes	83.87% - Good	No
Raynes Park High School	Raynes Park	Sand Dressed	Available	100x60	5-10 years	Yes	72.88% - Standard	No
Raynes Park Sports Ground	Raynes Park	3G	Available	65x45	Over 10 years	Yes	65.74% - Standard	No

		3G	Available	65x45	Over 10 years	Yes	65.74% - Standard	No
Ricards Lodge High School	Wimbledon	Sand Filled	Available	100x60	2-5 years	Yes	58.06% - Poor	No
St Marks Academy	Mitcham	Sand Filled	Available	100x60	5-10 years	Yes	79.57% - Standard	No
Tooting And Mitcham Community Sports Club	Morden	3G	Available	100x60	5-10 years	Yes	95.76% - Good	No
		3G (previously WR22 compliant)	Available	100x60	less than 2 years	Yes	95.76% - Good	Yes
Wimbledon High School Sport Ground	Wimbledon	Sand Filled	Not Available	100x60	less than 2 years	Yes	74.07% - Standard	No
Wimbledon Rugby Football Club	Wimbledon	Sand Filled	Available	40x30	5-10 years	Yes	69.49% - Standard	No

5.2.4 Table 5.1 is summarised in Table 5.2 below.

Table 5.2: Distribution of AGPs per sub area in Merton

Location	Total Number of AGPs	Total %	Number of Full-Size AGPs	% of Full-Size
Colliers Wood and South Wimbledon	0	0%	0	0%
Mitcham	3	12%	2	18%
Morden	4	15%	3	27%
Raynes Park	16	62%	3	27%
Wimbledon	3	12%	3	27%
Merton	26		11	

5.2.5 Table 5.2 shows the distribution of AGPs throughout the borough, including the location of full-sized pitches. The table shows that Raynes Park has the most in terms of individual AGPs, however this is skewed by the Goals Soccer site which has 11 small-sided 3G pitches.

5.2.6 In terms of the full-sized or 'strategic' pitches, there is a relatively even distribution of pitches across 4 of the 5 sub areas, with Mitcham, Morden, Raynes Park and Wimbledon all having a minimum of two pitches and no more than 3. It should be noted that a further small sided 3G pitch (37m x 18.5m) is proposed at High Path Secondary School, a new school site in the Colliers Wood and South Wimbledon sub area.

5.3 Football

- 5.3.1 The FA considers high quality 3G pitches as essential in promoting coach and player development across all age groups. These pitches can support intensive use and as such are valuable assets for both playing and training. Primarily, such facilities have been installed for community use and training however they are increasingly used for competition, which the FA wholly supports providing the pitch has been appropriately tested and is on the FA 3G pitch register. The FA's long-term ambition is to provide every affiliated team in England with the opportunity to train once a week on a floodlit 3G surface, together with priority access for Charter Standard Community Clubs through a partnership agreement.
- 5.3.2 The FA has adopted the use of 3G pitches across all its competitions and incorporated this into the standard code of rules. This decision was taken due to the significant advances that have been made to the development of 3G Football Turf (FT) and the adoption of these surfaces by professional leagues throughout Europe and by both UEFA and FIFA for major competitions.
- 5.3.3 Competitive affiliated football can take place on 3G surfaces that have been tested to FA standards and are on the FA 3G Football Turf Pitch Register. Ideally, all football training should take place 3G surfaces. Where no affordable 3G is available, some clubs will use sand based / dressed as an alternative.

QUANTITY AND QUALITY OVERVIEW

- 5.3.4 The borough currently has 10 full sized AGP's (of any surface), 9 of which are available for community use; Wimbledon High School Sport Ground is the only full-sized pitch not classed as available.
- 5.3.5 Of these 9 available facilities, 8 are floodlit and therefore can be used by the community at peak times throughout the winter; Harris Academy Morden is the only full-sized, available pitch that is not floodlit.
- 5.3.6 Of the 8 full-sized, available, floodlit AGPs in Merton, there are just two that have a 3G surface, located at Tooting and Mitcham Community Sports Club. These pitches are securely available for community use (accessible either on a pay and play basis or through a community club) and is considered to be available for all 40 hours each during the period of highest demand (6pm-10pm Monday – Friday / 10am – 8pm Saturday – Sunday).

Table 5.3: Strategic sized 3G AGP facilities in Merton

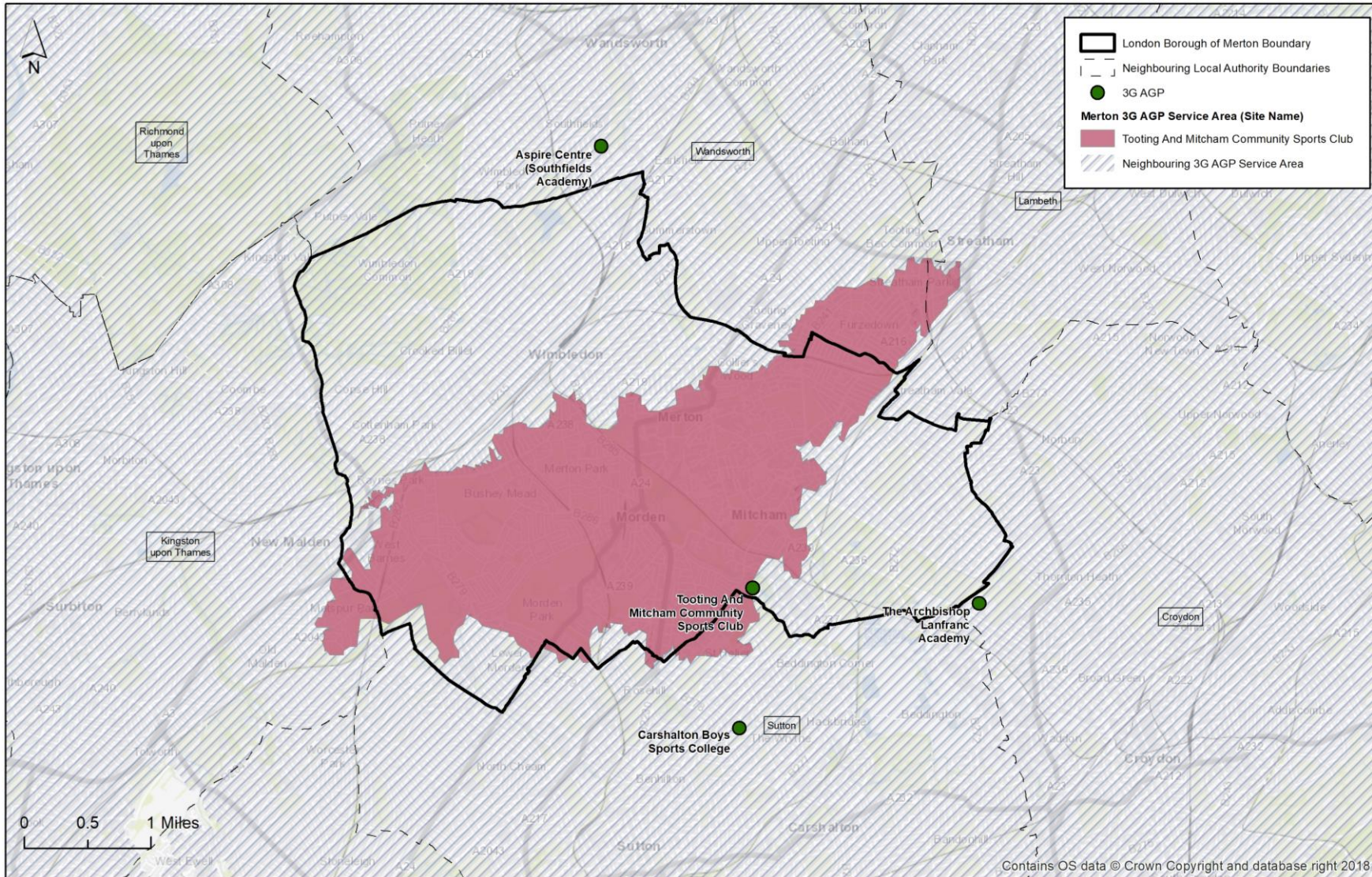
Site Name	Sub-area	Type	Size (m)	Community /Security of community use	Security of use	Flood-lighting	Peak Hours	Age of Surface	Pitch score	FA Register?
Tooting And Mitcham Community Sports Club	Morden	3G	100x60	Available	Yes	Yes	40	5-10 years	95.76% - Good	No
		3G	100x60	Available	Yes	Yes	40	less than 2 years	95.76% - Good	Yes

- 5.3.7 Pitches are classified based on their surface type, the base upon which the pitch is laid, floodlighting and numerous other facility elements (these are provided in Appendix of the 2013 PPS Guidance¹¹).

¹¹ <https://www.sportengland.org/facilities-and-planning/planning-for-sport/planning-tools-and-guidance/playing-pitch-strategy-guidance/>

- 5.3.8 Pitches that meet FIFA's (Fédération Internationale de Football Association) criteria are suitable to host play at all levels of FA's National League System up until step 3. The higher the level that teams play, the more conditions the stadium and surrounding facilities must meet in addition to the pitch specification.
- 5.3.9 Pitches that meet FA classification can be used to host adult matches at step 7 and below, but pitches must meet this classification as a minimum of hosting competitive matches. Table 7.3 shows that only one of the AGPs in the borough meets the FIFA classification standards, with a further two facilities meeting the FA's minimum requirements to host competitive matches.
- 5.3.10 The catchment of the 'strategic' AGPs is shown below in figure 5.1.
- 5.3.11 Figure 5.1 shows that around half of the borough is serviced by the Tooting and Mitcham Community Sports Club as their closest facility. The remaining half is serviced by facilities that are located outside of the borough, but are never the less a shorter commute than the Merton based facility.
- 5.3.12 Key facilities outside the borough for serving demand for full-sized 3G AGP provision are:
- Aspire Centre (Southfields Academy): Wandsworth
 - The Archbishop Lanfranc Academy: Croydon
 - Carshalton Boys Sports College: Sutton
- 5.3.13 The above sites are understood to be the only other strategic sized 3G pitches available to the community that serve residents in Merton (as their closest site by commute time).

Figure 5.1: 20 minute drive time catchments of full size 3G AGP provision in Merton



5.4 Current supply and demand balance – artificial grass pitches

- 5.4.1 As part of the FA National Game Strategy, the Football Association have identified a strategic objective to ensure that all teams playing competitive football have access to a floodlit 3G AGP for training at least once a week.
- 5.4.2 To do this, FA calculations show that a full size 3G AGP (available for community use at peak times) is required for every 38 teams, which will allow the required training and match play slots, as well as providing suitable supply at peak times (weekday evenings and weekends).
- 5.4.3 Using the demand data for the borough (table 1.4) 149 teams have been identified as playing within Merton. Using the FA's suggested ratio of 1:38, this demonstrates the need for 3.9 full sized 3G AGP's (rounded to 4). There are currently two FA compliant full-sized 3G pitch within the borough meaning there is currently under supply of 3G AGP provision in Merton of two (rounded from 1.9).
- 5.4.4 Table 5.4 shows the existing levels of provision of 3G AGPs in Merton against this FA's preferred standard.

Table 5.4: Balance of 3G AGP provision in Merton

Location	Teams	FA's preferred Number of AGPs (based on 1:38 team ratio)	Number of Full-Size	Balance
Colliers Wood and South Wimbledon	6	0.2	0	-0.2
Mitcham	20	0.5	0	-0.5
Morden	30	0.8	2	1.2
Raynes Park	91	2.4	0	-2.4
Wimbledon	2	0.1	0	-0.1
Merton	149	4	1	-2

- 5.4.5 Table 5.4 shows how the demand for AGP is distributed across the borough. Raynes Park can be clearly said to be the most undersupplied, by 2.4 pitches, whereas Morden is the only sub area with enough provision to meet expected demand.

AGP ANALYSIS – SMALL SIDED AGP AS TRAINING SUPPLY

- 5.4.6 Given the lack of supply of full-sized AGPs in the area, the study has also considered the impact of small-sided, floodlit 3G AGPs available for community use in the area.
- 5.4.7 Full-sized 3G AGPs are commonly split into thirds to allow multiple training sessions to take place simultaneously. If a full sized 3G facility can be said to have a capacity for 3 training sessions at once then the additional capacity provided by small sided AGPs can be considered alongside the full-sized provision.
- 5.4.8 It should be noted that small-sided training sessions are not appropriate for all teams or clubs and therefore this analysis should be considered alongside, and not instead of the FA's preferred ratio of one full sized 3G AGP to every 38 clubs.
- 5.4.9 Table 5.5 provides the details of appropriate small-sided 3G AGPs in Merton and details the number of training sessions each pitch can hold simultaneously.

Table 5.5: Small-sided 3G provision in Merton available for training demand

Site Name	Sub area	Quantity & Size (m)	Maximum Number of Simultaneous Training Sessions	Availability and Security of use	Age of Surface	Pitch score
Raynes Park Sports Ground	Raynes Park	2x 65x45	2	Available & Secured	+10 years	Standard
Lavender Park	Mitcham	1x 45x35	1	Available & Secured	2-5 years	Standard
Morden Recreation Ground	Morden	1x 45 x 35	1	Available & Secured	2-5 years	Standard

- 5.4.10 Under this analysis, the small-sided AGPs can be said to add 4 training sessions to the borough's training capacity.
- 5.4.11 Added to the 6 sessions provided by the full-sized facilities (3x sessions per pitch per session) this equals a total capacity of 10 simultaneously occurring training sessions per session on 3G pitches across the borough. When the full-sized pitches at Tooting and Mitcham Community Sports Club are considered, this supply is heavily concentrated in Raynes Park and Morden.
- 5.4.12 If the small-sized AGPs are considered to be part of the supply to meet training demand, then Merton has the equivalent of 3.3 full sized 3G AGPs of training supply across the borough. Under this analysis, the deficit of supply for 3G AGPs can be said to have dropped from two to one full-sized AGPs.
- 5.4.13 This means that Merton is considered to be undersupplied by between 1-2 full-sized 3G AGPs under this analysis.
- 5.4.14 It should be noted that the pitches supplied by Goals Soccer Centre are provided by a commercial entity and therefore not considered a reliable source of supply for the present or future. As such, they are not included in the supply of small sided pitches.

FUTURE SUPPLY AND DEMAND BALANCE – AGPS

- 5.4.15 To understand the projected level of demand for 3G AGPs in Merton across the lifetime of the project, the same ratio of 1:38 has been used.
- 5.4.16 The table below illustrates the impact of the projected population change on the demand for 3G AGP in Merton.

Table 5.6: Projected Football Demand and the need for 3G AGPs

Sub area	Current balance	Projected future teams (2035)		Projected 3G AGP requirements (2035)	
		High	Low	High	Low
Colliers Wood and South Wimbledon	-0.2	16.02	7.92	-0.62	-0.41
Mitcham	-0.5	13.52	5.6	-0.86	-0.65
Morden	1.2	2.42	-1.76	1.14	1.25
Raynes Park	-2.4	11.76	5.52	-2.71	-2.55
Wimbledon	-0.1	6.4	0.96	-0.27	-0.13
Merton	-2	50.12	18.22	-3.32	-2.48

- 5.4.17 The table shows that given the additional demand projected for the borough by 2035, Merton will be undersupplied by between 3.32 and 2.48 3G AGPs by 2035. When rounded up (to allow for facilities to have some level of spare capacity for further future growth), this means that Merton is projected to

require between 3 and 4 additional full-sized 3G AGPs by 2035 under this analysis (between 5-6 in total).

MEETING CURRENT & FUTURE DEMAND FOR 3G FACILITIES ACROSS MERTON

- 5.4.18 To meet the 3G shortfall for future AGP demand, the likely solution may be either a newly built facility or resurfacing sand-based pitches, however no hockey pitches are considered as surplus in Merton at this time (see the Hockey Analysis chapter above).
- 5.4.19 A key objective for the FA is to maximise the use of 3G pitches for competitive football match play. This will increase the quality of provision, reduce the number of cancellations and help to address future demand.
- 5.4.20 Affordable pricing policies that include match-based charges, in line with grass pitches, should be a consideration (this is undertaken on an area-by-area understanding).
- 5.4.21 When selecting the sites that are appropriate for 3G AGP development, the following characteristics are important:
- Be available for significant use by local community clubs
 - Have good access via transport links and ancillary facilities to service the pitch(es)
 - Be financially sustainable
 - Be well managed, allowing for training and match play provision to be maximised during peak time
 - Be well positioned to deliver wider football development programmes, including coach education and a recreational football offer, using spare off-peak capacity for delivery.

5.5 Hockey

- 5.5.1 Unlike football and rugby, hockey is played exclusively on AGP surfaces. As a result, the key issues regarding the supply and demand of hockey facilities are principally covered in the hockey needs assessment chapter. However, this chapter does not consider the impact that football demand on sand dressed / based AGPs has on hockey facilities. This impact will be modelled below.
- 5.5.2 Table 5.1 identifies 8 appropriate (full-sized) AGPs for hockey; 7 of which are stated as being available for community use (all on an unsecured basis) and can be used during the midweek period (Wimbledon High School Sports Ground being discounted). 4 of these 7 pitches are used by clubs to meet demand, with 3, St Marks Academy and Harris Academy Merton and Tooting Mitcham Community Sports Club not used for any community hockey.
- 5.5.3 Table 4.7 in the Hockey Analysis Chapter identifies 2.5 hours of displaced midweek demand due to a lack of available facilities in the borough. This indicates there is limited capacity for additional midweek use of Merton based facilities, indicating these facilities are used to meet other types of demand.
- 5.5.4 The lack of use of AGPs is significant as it not only limits the formal training clubs can offer members, but also limits the non-traditional offer (such as rush hockey or back to hockey) which are considered key areas of growth for the sport.
- 5.5.5 Across the country, it is common that sand-filled/dressed AGPs are used to meet demand for small-sided football. If it is assumed that all midweek training demand from football clubs is being met by

3G provision, then there is potentially a significant amount of small-sided football demand being played on sand-based/filled AGPs.

- 5.5.6 If we assume a full sized AGP can accommodate 3 small sided-football sessions (typically of one hour duration) and that these involve up to 15 participants. This means each full-sized AGP can service up to 45 people per hour. Assuming a peak period of 3 hours per mid-week day (Monday-Friday), this equals one full-sized AGP having a capacity of 675 people per week.
- 5.5.7 Sport England's Active Lives Survey reveals that in London (the smallest location with robust data relevant to Merton) 3.3% of the 16+ population participates in small-sided AGP football at least twice in a 28 day period. Given that the 16+ population of Merton 163,233 that equates to an average of 2,693 football participants on small-side pitches per week.
- 5.5.8 Discounting the Goals Soccer Centre (as it is a purely commercial entity) but including the rest of the 3G AGP capacity in the borough, Merton's 3G capacity for meeting small-sided football demand can be said to be 1,125 participants per week, around 42% of AGP demand.
- 5.5.9 Again, assuming that the Goals Centre is discounted from the strategic supply, this leaves 1,568 football participants per week whose demand cannot be met by 3G AGP within Merton. It is this demand that is suspected to be being played on non-3G AGPs and therefore limiting the accessibility of hockey pitches for non-football use.
- 5.5.10 If each full-sized AGP can be said to accommodate 675 people's demand for small-sided football per week then this would require the equivalent of 2.1 full-sized, floodlit AGPs to meet it. As has been indicated, Merton currently has 3 non-3G AGPs that are not utilised for any hockey (at the time of writing). It is expected that a significant proportion of the small sided football demand in Merton is being met by these AGPs but that this is not necessarily having a detrimental effect on the ability of hockey clubs to access pitches at peak-times for their training needs.
- 5.5.11 As noted in the dedicated Hockey chapter of this report, the sport is understood to be growing rapidly in Merton and in neighbouring boroughs meaning there is considered to be a need for a further hockey appropriate AGP in Merton and certainly no pitches should be converted to 3G without a detailed needs assessment.

5.6 Rugby Union

- 5.6.1 AGPs are becoming recognised surfaces for both match play and training for rugby. They need to be World Rugby 22 compliant¹² which requires the installation of a specialist 'shock pad' (a layer of spongy material that helps to reduce the impact of landing on the surface when tackled). Whilst all AGPs have a 'shock pad', the one's installed on 3Gs to make them WR22 compliant have additional specifications to ones that would be installed on a dedicated football 3G AGP or a hockey sand dressed / based AGP.
- 5.6.2 Some WR22 compliant facilities can be used for FA affiliated football as well rugby, provided they meet the specifications for being on the FA pitch register (meaning they can be used for competitive football matches as well as competitive rugby matches). The dimensions of a 'rugby' 3G pitch tend to be slightly larger than a dedicated football AGP; however, the RFU are flexible on the pitch size. Full-

¹² [RFU - Essential Guide to AGPs](#)

sized artificial rugby pitches are also able to accommodate a number of other sports including American Football.

- 5.6.3 For the purpose of full clarity; a WR22 3G AGP can potentially accommodate competitive rugby union as well as football (provided it meets the FA's criteria) and several other sports (such as rugby league, American football and lacrosse). A non-WR22 compliant may be able to host competitive football (if it meets the FA's specifications) but cannot host competitive rugby union. A non-WR22 3G AGP may be able to host competitive fixtures for other sports depending of the requirements.

SUPPLY

- 5.6.4 There are currently no WR22 compliant pitches in Merton.
- 5.6.5 The newer of the two 3G pitches at the Tooting and Mitcham Community Sports Club has previously been WR22 compliant and was designed with this intention. However, consultation with the RFU has revealed that the site has not been tested for two years and therefore the certificate confirming its compliance with WR22 requirements has been allowed to lapse. As a result, the pitch cannot be recognised as WR22 compliant. The test to reclassify the site as WR22 compliant is expected to cost £2,000.
- 5.6.6 There is planning consent for a WR22 compliant pitch at Wimbledon Rugby Club however this is understood to have been objected to and may now potentially be subject to a judicial review. Such a pitch would replace one of the senior pitches but would add significant training and match play capacity in the area if realised.

DEMAND

- 5.6.7 Table 3.12 in the rugby analysis chapter shows that there is significant overplay on a number of club rugby sites in Merton, both on senior playing pitches and on training pitches. Overplay on these sites is expected to be exacerbated during times of poor weather, when numerous clubs will risk causing significant damage to their pitches if they were to train.
- 5.6.8 Table 3.12 shows clearly that there is significant need for additional training and match demand. In summary the table states that in terms of training demand; Old Blues (-0.5), Old Emmanuel – Blagdons Sports Ground (-2.75) are currently overplaying their training provision and Morden Recreation Ground (0.0), Old Wimbledonians RFC and Wimbledon Rugby Club (+0.5) are used either at or close to capacity for training demand. Furthermore; Old Rutshilians RFC, Old Wimbledonians RFC, Wimbledon RFC and Morden Recreation Ground are all currently suffering from overplay as a result of the cumulative demand placed on the pitches at these sites. Finally, the projected demand figures for the borough as a whole show a project shortfall of between 5-9.5 MES per week by 2035 unless training capacity is increased.
- 5.6.9 The above provides a strong case as to why additional training capacity is required in the borough. The provision of a WR22 AGP compliant option in the borough would be expected to mitigate a significant proportion of training demand away from grass training provision and ensure clubs are able to train on better quality facilities without compromising the number of training session they hold, or the quality of match pitches.
- 5.6.10 Therefore, this needs assessment supports the addition of the proposed WR22 3G AGP at Wimbledon Rugby Club and the reclassification of Tooting and Mitcham Community Sports Club, provided there is adequate and affordable availability to neighbouring clubs at peak-times. Such a facilities will help to reduce the burden of training and match demand at nearby clubs thus enabling a

better quality of facility to proliferate across the borough. Furthermore, the location of Wimbledon Rugby Club on the western boundary with Kingston upon Thames, means it is closely situated to the majority of clubs in Merton.

5.7 AGP Summary

- 5.7.1 This section summarises the findings from the AGP analysis, which will form the basis of the recommendation and action plan section for Merton.
- 5.7.2 Table 5.7 includes the response to 5 key questions which are identified in the Sport England PPS Guidance Checklists. Using these key questions to summarise the findings of each of the sport chapter creates consistency, not only within the report but with similar PPS projects in neighbouring local authorities and further afield.

Table 5.7: Key PPS findings for AGP's in Merton

Key Question	Analysis
<p>What are the main characteristics of the current supply and demand for provision?</p>	<p>There is a significant amount of sand-dressed/filled AGP provision in the borough with 7 available for community use. There is a limited amount of strategic 3G, with just one pitch at Tooting and Mitcham Community Sports Club. There is no WR22 compliant 3G in the borough, however, Wimbledon RFC have mature plans to install one in the coming months and Tooting and Mitcham Community Sports Club's pitch requires a renewed assessment to regain its classification as a WR22 compliant pitch.</p> <p>Demand from formal football, rugby and hockey clubs for AGP in Merton is significant, with evidence of undersupply present for each sport.</p>
<p>Is there enough accessible and secured community use provision to meet current demand</p>	<p>Given the FA's and Football Foundations aspirations for a 1:38 ratio between full sized 3G AGP and the number of football teams in the borough, Merton can be said to be undersupplied by two 3G AGPs. However, if small-sided 3G centres are also counted, there can be said to a reduction in this shortfall, to a minimum of one additional 3G AGP being required in the borough. It should be noted that a minimum of two pitches are required to meet the FA's aspirations or considered best practice for meeting football training demand.</p> <p>The data modelling suggests that with the introduction of the new pitch at Raynes Park High School, there should be enough capacity to meet demand based on the current levels of demand. However, none of the other pitch provision is secured so there is some risk this could become unavailable in the future (see hockey chapter for more detail). There is some evidence that facilities are operating at capacity for hockey due to the level of exported demand from Merton clubs to other boroughs at peak-times during the mid-week period. Consultation with England Hockey indicates that rapid growth in demand in Merton and neighbouring boroughs means that at least one further pitch is be required in Merton at the time of writing.</p> <p>The overplay, or near overplay, of a number of training pitches in Merton indicates that the rugby clubs in the borough would benefit from a new WR22 3G AGP in addition to the reinstatement of the WR22 status of the facility at Tooting and Mitcham Community Sports Club. These facilities would help to alleviate demand on training pitches (and by association reduce overplay on match pitches) as well as enabling clubs to increase the quality of their existing pitch stock.</p>

Key Question	Analysis
Is the provision that is accessible of sufficient quality and appropriately maintained?	All 'strategic' facilities (full-sized pitches) are considered to be in an acceptable condition with the exception of Ricards Lodge. This has been covered in detail in the hockey analysis chapter.
What are the main characteristics of the future supply and demand for provision	<p>There is expected to be sufficient demand produced for a minimum of 3-4 additional 3G AGP in the area to meet football demand (making a total of 5-6).</p> <p>Following consultation with England Hockey, there is a need for all current hockey appropriate AGPs to be retained and at least one additional hockey appropriate AGP in the borough to meet growing demand in the borough.</p> <p>Future capacity analysis shows that for training demand alone a WR22 pitch would be required to meet the additional 5-9.25 extra pitch demands placed on the borough by 2035.</p>
Is there enough accessible and secured community use provision to meet future demand	<p>Rugby and hockey would require additional investment in at least one pitch to be able to meet projected future demand in Merton. Rugby has had planning permission granted for a WR22 AGP at Wimbledon RFC however, this is to be subject to judicial review.</p> <p>For hockey, even with the addition of the new pitch at Raynes Park High School, there is understood to be a deficit of at least one pitch due to the increase in demand by clubs in the borough and those in neighbouring boroughs also.</p> <p>Football is thought to require 3-4 pitches in addition to its current pitch stock to meet projected demand (making a total of 5-6). Merton's current pitch stock (the two 3G AGPs at Tooting and Mitcham Community Sports Club) are considered to be securely available for community use for football.</p>

6 Tennis

6.1 Introduction

6.1.1 The Lawn Tennis Association (LTA) is the organisation responsible for the governance of tennis in Britain. The following section provides greater detail of the existing strategies and national facility plans that are currently being delivered by the LTA.

6.1.2 Following this, the supply and demand section of this report evaluates the adequacy of facilities for tennis and considers:

- The supply of courts and demand for these courts.
- The adequacy of courts in Merton.
- Recommendations moving forward.

6.2 Strategic Context

6.2.1 The LTA's new 5 year strategy "Tennis Opened up"¹³ will take effect from January 2019.

6.2.2 Following extensive research and collaboration with a wide range of partners, and stakeholders the insight informing the strategy points to many challenges for tennis.

6.2.3 There is a perception that tennis is costly, difficult to access, and difficult to play, with too many people thinking that tennis starts and finishes with Wimbledon. As with many traditional sports that are struggling to compete with people's time and attention, there is a concern that tennis is losing its relevance.

6.2.4 In order to address these challenges, the stated mission of the strategy is to grow tennis by making it more relevant, accessible, welcoming and enjoyable. There are 3 key objectives:

1. Increasing the number of fans engaging with tennis.
2. Grow participation by increasing the number of adults and juniors playing tennis.
3. Enabling new players to break into the world top 100.

6.2.5 Key elements connected to growing participation include:

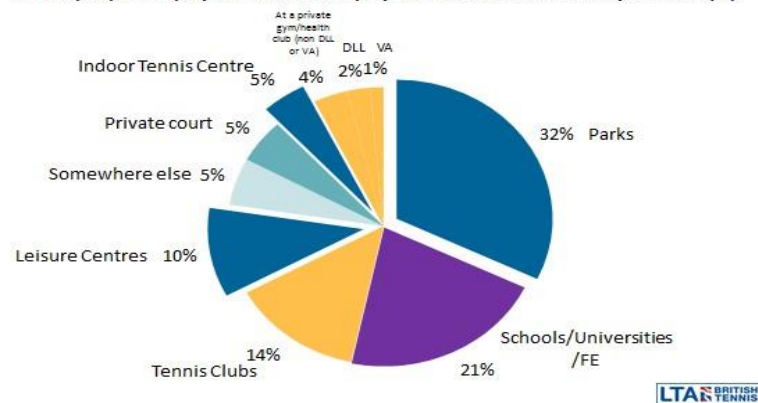
- Widening the appeal of tennis through inclusion of flexible formats of the game
- Improving the customer journey by making it easier to find a court, book it, and find somebody to play with
- Develop more relevant and enjoyable competitions at grass roots level for all abilities and ages
- Support community facilities & schools to provide more opportunities to play
- Help clubs grow & retain members
- Create more opportunities for children to play at school
- Facilitate partnerships to further increase rate of participation in parks
- Support venues to provide a welcoming and enjoyable experience
- Increase awareness of affordability
- The graphics overleaf represent an extract of the LTA insight and identify the importance of local authority park courts and facilities for the future priorities of the LTA.

¹³ <https://www.lta.org.uk/globalassets/about-lta/strategy/lta-vision--mission-2019-2023.pdf>

LAWN TENNIS ASSOCIATION - INSIGHT

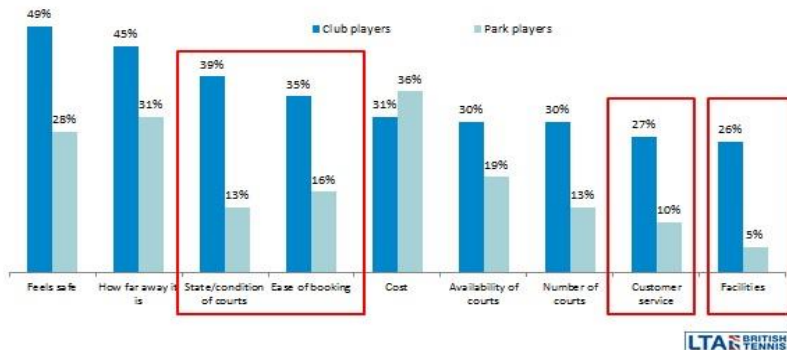
Parks are a key venue where people play tennis

Where people 14+ played tennis most if played at least once in the last year in GB (%)



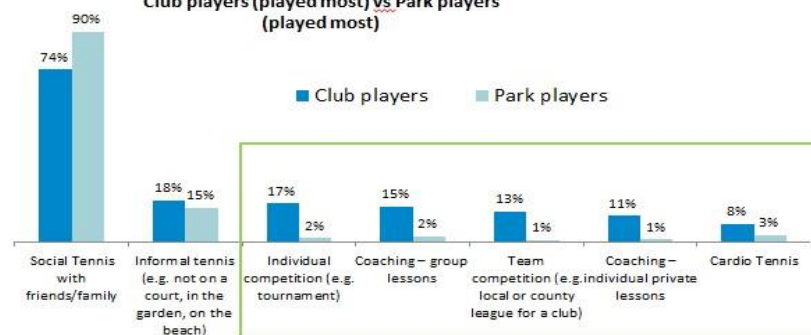
Lower satisfaction especially caused by condition of courts, ease of booking (needs planning), customer service and facilities

Satisfaction with Courts (Club vs Park) (% Very Satisfied)



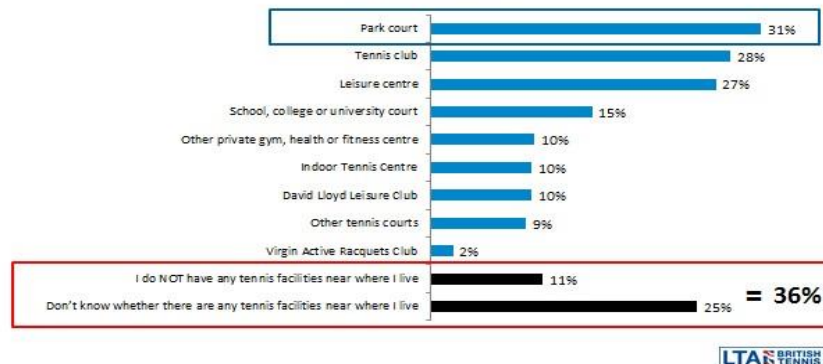
Park players are currently far less reliant on organised activities – partly inclination, partly availability

Types of Tennis Played in the Last Year Club players (played most) vs Park players (played most)



Awareness of local courts is an issue

Awareness of tennis courts nearby to where GB population live



- 6.2.6 The LTA has conducted some wide-ranging research to understand what the wider public feel about tennis and primarily the main barriers they see to access the sport. The research has been split into the club, community and education sectors. The relevant headlines from the parks and community sections area highlighted below:
- Around 5m pick up a racket once a year and play – majority of this in parks.
 - In London 46% of tennis played by those aged 14+ is on parks (21% Clubs and 10% Schools).
 - For those that don't play tennis but would like to 80% would see a park court as their first option.
 - For people who want to play tennis in parks, they are most dissatisfied with state and condition of courts, ease of booking and the number of courts available to play.
 - Demand for tennis is amongst those who stopped playing in the last 5 years – but the age profile is wide ranging – from 14+ upwards demand for parks tennis is strong.
 - Although there is demand amongst lower socio-economic demographic classifications the highest latent demand is for higher socio-economic demographic classification groups.
- 6.2.7 The Sport England Active People Survey confirms that seasonal participation peaks in the summer. This is particularly pronounced amongst non-club and occasional players.
- 6.2.8 It is key to note that the correlation between the lack of 'community' tennis in the non-summer months, whilst obviously affected by colder temperatures, higher winds and increased rainfall, is also likely to be heavily influenced by the lack of floodlighting, which is often a characteristic of local authority owned courts.
- 6.2.9 Further research carried out by the LTA suggests that many more people would play tennis if they knew where courts were located, particularly local authority courts. Its assertion is that better promotion would increase the conversion of latent demand.
- 6.2.10 Technology development is evolving, and it is now possible for an access gate to be connected to the internet via 3G / Wi-Fi. The key pad can be used to open the gate with a code, automatically generated by the LTA online booking system 'clubspark'. Courts can be booked via mobile phone tablets and laptop / desktop. The booking system manages payments for the courts alongside a number of other customer relationship features.
- 6.2.11 It is hoped that increasing the awareness, the ease of bookings and the security of facilities from petty crime and vandalism will increase the conversion of latent demand to actual demand across the country. The LTA are therefore keen to work with local authorities, especially those in areas of high population, to deliver fit-for-purpose projects at sites with community access.

6.3 Supply Analysis

6.3.1 The following Table 6.1 provides a breakdown of sites and tennis courts in Merton. The quality rating of a site is calculated using the following LTA criteria (undertaken in 2018):

- Good: Good playing surface, courts recently been upgraded, resurfaced, nets and fencing in working order.
- Standard– Court colour is fading or showing signs of wear. The surface remains largely intact. The court life, prior to needing resurfacing, would be extended for up to 5 years by cleaning and repainting of the existing surface.
- Poor: Playing surface poor, slippery playing surface, poor drainage, cracks on the playing surface and surrounding area, court markings hardly visible, no nets or nets damaged, surrounding fencing poor/dangerous.

6.3.2 Table 6.1 provides a breakdown of the tennis provision in the area.

Table 6.1: Tennis Provision by Site

Site Name	Sub area	Community Use	Security of Community Use	Ownership	Management	Tennis Courts			
						All Courts	Surface	Floodlit	Site quality
All England Club Community Sports Ground	Raynes Park	Available	Unsecured	Private	Sports Club	6*	Macadam	Yes (3x indoors)	Good
All England Lawn Tennis and Croquet Club	Wimbledon	Not Available	Secured	Private	Sports Club	31	Grass (18), Clay (8), Macadam (2), Tarmac (3)	Yes	Good
Colliers Wood Recreation Ground***	Colliers Wood and South Wimbledon	Available	Secured	Local Authority	Commercial Management	2	Synthetic Grass	Yes	Poor
Cottenham park***	Raynes Park	Available	Secured	Local Authority	Commercial Management	5	Tarmac	No	Poor
Cranleigh Road Lawn Tennis Club	Colliers Wood and South Wimbledon	Available	Secured	Sports Club	Sports Club	5	Synthetic Clay	Yes	Good

Site Name	Sub area	Community Use	Security of Community Use	Ownership	Management	Tennis Courts			
						All Courts	Surface	Floodlit	Site quality
David Lloyd Club (Raynes Park)	Raynes Park	Available	Unsecured	Private	Commercial Management	18	Synthetic Clay (2), Synthetic Grass (2), Macadam (4), Carpet (12)	Yes (12x indoor carpet, 2x non-permanent bubble)	Good
Dundonald Recreation Ground**	Wimbledon	Available	Secured	Local Authority	Commercial Management	3	Macadam	No	Standard
Elmwood Lawn Tennis Club Mitcham	Mitcham	Available	Secured	Sports Club	Sports Club	3	Macadam	No	Good
Harris Academy Merton	Mitcham	Available	Unsecured	Education	Education	4	Macadam	Yes	Standard
Harris Academy Morden	Morden	Not Available	Unsecured	Education	Education	3	Macadam	No	Standard
Holland Gardens	Mitcham	Available	Secured	Local Authority	Charity, Trust	2	Tarmac	No	Standard
John Innes Recreation Ground***	Colliers Wood and South Wimbledon	Available	Secured	Local Authority	Commercial Management	4	Tarmac	No	Standard
Joseph Hood Recreation Ground** ***	Raynes Park	Available	Secured	Local Authority	Commercial Management	5	Tarmac	No	Good (2/5 courts are Poor)
Kings College School	Wimbledon	Not Available	Unsecured	Private	Education	3	Macadam	No	Standard
King Georges Playing Fields***	Morden	Available	Secured	Local Authority	Commercial Management	3	Macadam	No	Poor
Raynes Park Residents Tennis Club	Raynes Park	Available	Secured	Private	Sports Club	5	Macadam	Yes	Good
Nursery Road Playing Fields***	Raynes Park	Available	Secured	Local Authority	Commercial Management	3	Macadam	No	Good

Site Name	Sub area	Community Use	Security of Community Use	Ownership	Management	Tennis Courts			
						All Courts	Surface	Floodlit	Site quality
Oakleigh Way Recreation Ground***	Mitcham	Available	Secured	Local Authority	Commercial Management	2	Tarmac	No	Poor
Raynes Park High School	Raynes Park	Not Available	Unsecured	Education	Education	3	Tarmac	Yes	Standard
Ricards Lodge High School	Wimbledon	Available	Secured	Local Authority	Education	5	Macadam	No	Standard
Sir Joseph Hood Memorial Playing Fields***	Raynes Park	Available	Secured	Local Authority	Commercial Management	4	Macadam	No	Poor
St Marks Academy	Mitcham	Not Available	Unsecured	Education	Education	3	Macadam	Yes	Standard
The King's Club	Raynes Park	Available	Secured	Education	Education	4	Macadam	Yes	Good
The Wimbledon Club	Wimbledon	Not Available	Unsecured	Local Authority	Sports Club	16	Grass (7), Synthetic Clay (7), Macadam (2)	Yes (5x outdoors, 3x non-permanent dome, 1x indoor)	Good
Tamworth Road Recreation Ground***	Mitcham	Available	Secured	Local Authority	Commercial Management	5	Macadam	No	Poor
Ursuline High School	Wimbledon	Available	Unsecured	Education	Education	4	Tarmac	No	Standard
Westside Lawn Tennis Club	Wimbledon	Available	Secured	Charity, Trust	Sports Club	13	Synthetic Clay (6), Macadam (6), Tarmac (1)	Yes (11)	Good
Wilton Tennis Club	Wimbledon	Available	Secured	Sports Club	Sports Club	4	Tarmac	Yes	Good
Wimbledon High School Sports Ground	Wimbledon	Not Available	Unsecured	Education	Education	17	Synthetic Grass (sand-dressed AGP) (12), Tarmac (5)	Yes (15)	Standard

Site Name	Sub area	Community Use	Security of Community Use	Ownership	Management	Tennis Courts			
						All Courts	Surface	Floodlit	Site quality
Wimbledon Park***	Wimbledon	Available	Secured	Local Authority	Commercial Management	20	Synthetic Grass (10), Macadam (10)	Yes (10x Synthetic Grass)	10x Good (Synthetic Grass)
									10x Poor (Macadam)

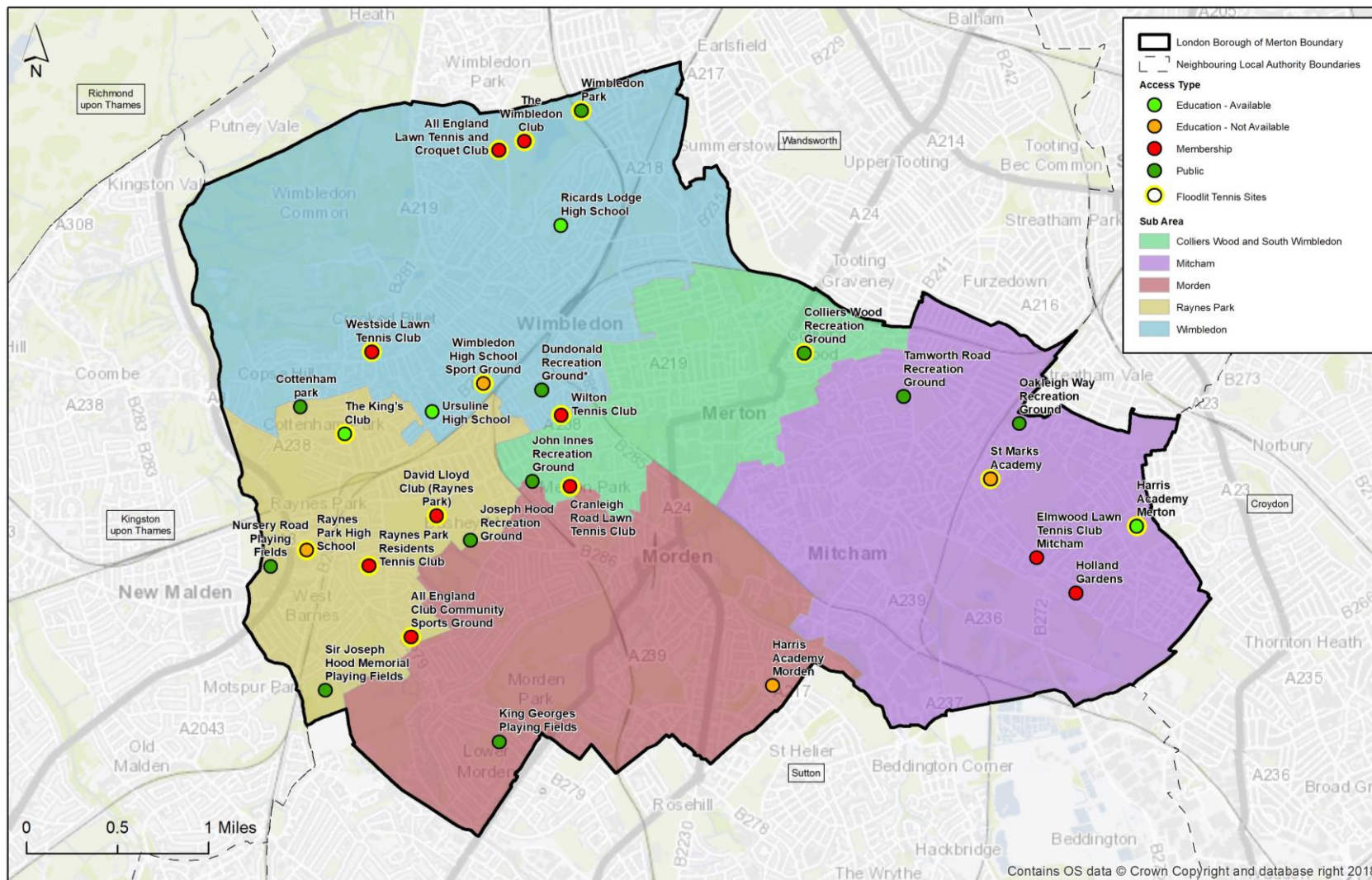
* The site has recently been approved for an addition 19 courts (3 indoors and 16 outdoors).

** Dundonald Recreation Ground and Joe Hood Recreation ground have dual use with a local school.

*** Commercial Management = Iverde have a 25 year lease with the council to manage the sites.

- 6.3.3 Table 6.1 shows there are 205 courts across 30 sites in Merton. In addition to this provision, there are disused courts present at Haydons Road Recreation Ground (x2) and at Morden Park (x4). Both these were tarmac, non-floodlit courts.
- 6.3.4 Only 7 sites in the borough are not available for community use. With the remaining 25 sites being accessible to the community either as community clubs or public sites, some of which have pay and play policies, and other have memberships. The All England Club Community Sports Ground is available for community use; however, it is mainly used for the delivery of the Junior Wimbledon initiative and so is not accessible to the general public on a 'pay and play' basis. It should be noted that this site is being remodelled with a view to housing 19 courts; 16 outdoor and 3 indoor.
- 6.3.5 There is a good coverage of community courts across the borough (via either membership and/or pay-and-play access). Out of the 205 tennis courts in Merton, 123 (60%) are available to the community.
- 6.3.6 It is worth recognising that the quality of private members tennis sites in the borough is very high, due to the high number of private Sports Clubs, including the All England Lawn Tennis Club. Across Merton, 13 out of the 31 sites (42%) are deemed as good quality.
- 6.3.7 There are 14 public park or recreation sites containing 66 courts. Many of these sites are owned by the Local Authority but managed by a company called Idverde. The council signed a 25 year contract with Idverde in 2017. They're responsible for management and maintenance; however, major court refurbishment is still the responsibility of the council. The park sites in Merton are generally in a standard/poor condition. Out of the 66 local authority owned courts, only 22% are of good quality. The majority of these facilities can be accessed without booking or paying for their use.
- 6.3.8 The supply of tennis facilities is summarised in figure 6.1 below. The map shows that there are relatively few sites in the south of the borough.

Figure 6.1: Tennis Provision by Site



6.4 Site and Club Consultations

6.4.1 Table 6.2 below summarises the consultations (carried out in 2018) relevant to clubs and tennis sites in Merton.

Table 6.2: Tennis Consultation Summaries

Site Name	Summary
All England Lawn Tennis and Croquet Club	As a substantial site in the Borough, the All England Lawn Tennis Club is a private members club that boasts a total of 31 outdoor tennis courts. The majority (18) of these courts are grass, 8 are clay, 3 are tarmac and 2 are macadam, and are all of excellent quality and maintained by an extensive in-house team of grounds-people. The membership is very prestigious with the courts not available for members of the public to hire. There is sufficient changing, toilet and shower facilities located throughout the large site, all of very high quality. The site hosts the prestigious Wimbledon Tennis Championships every year, generating a large income for the club that financially supports them throughout the year.
Cottenham Park Recreation Ground	<p>A local authority owned site with 5 courts (although there is actually space for 6 courts on the macadam base). The courts are pay and play to access, however it is not possible to enforce charging due to the lack of staffing on site. The site is managed by Idverde on the Council's behalf.</p> <p>As part of an audit of the facilities in Merton, the LTA has recommended that upgrades should be made to the site. As a minimum, this would include resurfacing areas of isolated tree root damage. The site has also been identified as being one where there could be scope to install floodlighting.</p>
Dundonald Recreation Ground	The site is a three court site in standard condition. The site is owned by the Council and managed by Idverde. The courts are accessible for the community and there is a dual access policy with Dundonald Primary School, who use the facility as a MUGA during school term-time. The courts are pay and play to access however it is not currently not possible to enforce charging as the facility is not staffed. As part of an audit of the tennis facilities, the LTA has recommended that the courts are likely to require resurfacing within the next few years.
John Innes Recreation Ground	The site has 4 tarmac courts in a standard condition. The site is owned by the Council and managed by Idverde. The courts are technically accessed on a pay and play basis but users tend to access the courts for free as they are un-staffed. As part of an audit of the tennis facilities, the LTA has recommended that the courts are likely to require resurfacing within the next few years.
Joseph Hood Recreation Ground	<p>At the site, there are 5 tarmac non-floodlit tennis courts. Three of these tennis courts are in a good condition because they have recently been invested in by the school (Harris Academy Wimbledon). They have clear line marking and the nets and fencing in adequate condition, with the remaining two being in a poor condition with obvious signs of surface wear, line fading and cracking.</p> <p>As part of a facilities audit, the LTA has recommended that upgrades be made to the block of two tennis courts that remain in poor condition – this would include upgrading of the court surface, nets and fencing.</p>
Sir Joseph Hood Memorial Playing Fields	<p>The site has 4 courts on a macadam base which is considered to be of poor quality. The site is owned by the Council and managed by Idverde. The courts are pay and play to access for users, however it is not possible to enforce charging due to the lack of staffing at the site.</p> <p>As part of an audit of the tennis facilities, the LTA has recommended that the courts are likely to require resurfacing within the next few years.</p>
Tamworth Road	The site is a 5 court facility on a macadam base. The courts are owned by the Council and managed by Idverde and are pay and play to access for players,

Site Name	Summary
Recreation Ground	<p>however it is not possible to enforce charging, due to the lack of staffing at the site. The courts are considered to be in poor condition.</p> <p>As part of an audit of the tennis facilities, the LTA has recommended that works be carried out on the courts in the near future. This is likely to require a full rebuild of the courts, with resurfacing within the next two years.</p>
Wimbledon Club	<p>The club is a private members club; however, the site actively reach out to non-members and hold a variety of events and festivals on site. In terms of adding provision on site, the club are looking to reconfigure the sports hall to turn it horizontal and incorporate 2 more tennis courts, allowing the indoor space to be used for hockey provision also. The squash club are looking to expand and add a double tennis court also in order to expand their sporting offer.</p>
Wilton Tennis Club	<p>The site is owned and managed by the Tennis Club, who have 11 teams: 6 men's, 3 ladies and 2 mixed. There are 4 floodlit tarmac tennis courts that are going to be resurfaced in July, through funding through the club. All maintenance is carried out by a small in-house team. The fencing and nets are all in standard-good condition, with no major issues noted. The clubhouse has sufficient female and male changing rooms, with showers and toilets. There is a bar/kitchen and a social area which can also be hired out to members of the community for functions and events. The club are looking to redecorate the clubhouse in the near future.</p>
Wimbledon High School Sports Ground	<p>The school's sports site has 5 tarmac floodlit tennis courts, of which 2 are not floodlit. All are over marked by netball that are used extensively by the school for training and matches on the Saturdays. The ancillary facility is a listed building however refurbishment works, and a small extension was done 2 years ago, resulting in the changing, toilet, shower and social facilities now being of very good quality. The sand-filled AGP is floodlit and mainly used for hockey and tennis by the school. The surface is 7 years old and is becoming quite worn, with the school now looking to get it resurfaced. There are 12 tennis courts that fit on the AGP and are mainly used for training. The school would love to hire these facilities to the public however the agreement they have with Merton council is that no facilities on site are to be available for the community to hire/use. The floodlights must be off by 7 pm every evening due to the neighbours, and so the school cannot hire the AGP out to local Hockey or Tennis clubs.</p>
Wimbledon Park	<p>There is a total of 20 tennis courts on site. The ten synthetic grass courts at Wimbledon Park are of good quality and are well utilised for informal and recreational tennis. Despite this, the other ten courts which are Macadam are of poor quality and have significant root damage – which affects the ability to play on the courts, with one court currently out of use.</p> <p>These Macadam courts are also used for netball by schools during the day. Idverde manage the ancillary facilities and court bookings on site, payment is currently taken through staff in the kiosk. A number of independent coaches operate at the venue and have access to storage for equipment. There are no changing or shower facilities available but public toilets are provided near the café. The café opening hours are restricted during the winter months which means there is no access to shelter during bad weather.</p> <p>Having assessed the facility, the LTA has recommended that upgrades should be made to the site in the near future. To bring it to a minimum level of playing standard, the main development priorities should include improvements to the ten macadam courts – this would include resurfacing of the ten courts (which is likely to require a full rebuild), as well as replacement of the fencing, nets and net posts. To maximise the potential of this site, in terms of the existing current and latent demand for its usage, the LTA has recommended investigation into the installation of floodlights. There is potential for the option of a cover that could also be explored to extend the availability of the courts for year round usage.</p>

6.5 Demand

6.5.1 This section of the analysis examines the demand for tennis in the borough of Merton.

ACTIVE LIVES SURVEY

6.5.2 As per the LTA's insight as captured at the start of this chapter, demand for tennis is comprised of members and more 'casual' or 'recreational' players. These 'casual' or 'recreational' players are usually defined by a lack of membership to a tennis club and typically access facilities through public park courts and other publicly available facilities.

6.5.3 Sport England's Active Lives Survey represents the most robust data-set regarding participation in sport in England amongst those aged 16 or older. The latest iteration of this data is taken from surveys carried out in May 2017/18. The data shows the following:

- 2.7% residents in London reported playing tennis twice within the last 28 days (survey carried out in May). Not enough data specific to Merton was gathered for a Merton specific participation rate to pass robustness tests.
- The 2.7% London 'twice-monthly' participation rate is higher than the national equivalent participation rate of 1.9%.
- 9.1% of residents in Merton reported playing tennis at least once over the past year.
- The 9.1% Merton annual participation rate is lower than the average across London, which stands at 9.6%. Both of these rates are higher than the national average of 6.6%.

6.5.4 According to the population figures used throughout this report, there are 163,233 residents in Merton aged 16 or over. This means that when translated in to demand, the Active Lives Figures indicate that 4,407 people play tennis at least twice every 28 days and 14,854 play at least once per year. These figures can be taken forward to analyse the utilisation the court capacity in Merton. Membership Data

6.5.5 The LTA has provided the membership data from its affiliated clubs in the borough. This information can be seen below in table 6.3.

Table 6.3: LTA Affiliated Club Membership

Club	Members
All England Lawn Tennis Club	666
Cranleigh Lawn Tennis & Social Club	348
David Lloyd Club Raynes Park	2,973
Elmwood Lawn Tennis Club	47
Raynes Park Residents LTC	273
The Kings Club	196
The Wimbledon Club	1,108
Westside LTC	851
Wilton Tennis Club	221
Total	6,683

6.5.6 The table above shows that there are 9 members clubs in Merton with a combined membership of 6,683 people.

- 6.5.7 As a percentage of all residents in Merton aged 16+, 4.1% are members of a tennis club. As a percentage of the 14,854 who play tennis at least once annually, tennis club members make up 45% of this demand.
- 6.5.8 According to the LTA figures, 44% of all tennis club members within the borough are members of David Lloyd Club Raynes Park, 17% are members of The Wimbledon Club and 13% are members of Westside LTC. Together these three clubs comprise 74% of all membership in the borough.
- 6.5.9 Two things should be noted when considering the table above:
- 1) The membership numbers for the David Lloyd Club Raynes Park reflect all members of the club whose membership level permits them to use the courts.
 - 2) The membership at the All England Lawn Tennis Club is expected to widely come from people living outside of Merton.
 - 3) As it has not possible to gain more precise figures from either the All England Lawn Tennis Club, or David Lloyd Raynes Park, the figure of 6,683 will be used as a 'ceiling' estimate for tennis club membership in the borough.

6.6 Future Demand

- 6.6.1 As stated in the strategic demand section of this report, this study will use two population models to project the future population.

Table 6.4: Future 16+ population projections

Current 16+ population	Future 16+ population projection (2035)	
	Low projection	High Projection
163,233	183,074 (+12.2%)	201,756 (+23.6%)

- 6.6.2 This means that, should participation and tennis club memberships grow in-line with the population increase there will be around 12.2% more players in the low projection, or 23.6% more players in the high projection. This is broken down in further detail in the table 8.5 below.

Table 6.5: Future demand estimates

Participant Category	Current	Low Projection	High Projection
Club Members	6,683	7,498	8,260
Non-club players	8,171	9,168	10,099
Total Participants	14,854	16,666	18,359

- 6.6.3 Table 6.5 above shows the population driven growth in demand for tennis in the borough. However, this demand should be factored into the overall growth trends driven by the LTA's activity and participation programmes.

6.7 Supply and Demand Balance

- 6.7.1 This section of the report will draw together the supply and demand data presented above to show the current and projected capacity balances for tennis in Merton.

CLUB BALANCE

- 6.7.2 Table 6.6 below summarises the current and projected utilisation of each community club in Merton (membership capacity figures have been provided by the LTA).

6.7.3 It should be noted that due to the profile of the All England Lawn Tennis Club many of its members are expected to come from outside of the borough. Also, the membership figure for David Lloyd Club Raynes Park is thought to represent all the members that have access to the courts, it appears it is very difficult for the number of members regularly utilising these courts to be differentiated through the LTA's data.

Table 6.6: Current and Projected Utilisation of Tennis Club Courts in Merton

Club	Capacity (membership)	Members	% Utilisation	Projected Members (2035)		Projected % Utilisation	
				Low	High	Low	High
All England Lawn Tennis Club	1340	666	50%	726	799	54%	60%
Cranleigh Lawn Tennis & Social Club	300	348	116%	379	418	126%	139%
David Lloyd Club Raynes Park	940	2973	316%	3241	3568	345%	380%
Elmwood Lawn Tennis Club	120	47	39%	51	56	43%	47%
Raynes Park Residents LTC	300	273	91%	298	328	99%	109%
The Kings Club	340	196	58%	214	235	63%	69%
The Wimbledon Club	1280	1108	87%	1208	1330	94%	104%
Westside LTC	740	851	115%	928	1021	125%	138%
Wilton Tennis Club	280	221	79%	241	265	86%	95%
Total	5,640	6,683	118%	7,286	8,020	129%	142%

- 6.7.4 Table 6.6 shows that, when considered together, tennis clubs in Merton are operating 18% above their estimated operational capacity.
- 6.7.5 This is due to three clubs operating significantly over capacity; Westside LTC, Cranleigh LTC and David Lloyd Raynes Park. Raynes Park Resident LTC is also highlighted as operating near to its capacity.
- 6.7.6 Elmwood LTC has the greatest proportion of spare capacity, at just 39% utilisation. The Wimbledon Club has the greatest amount of spare capacity, with space for an additional 172 members (if the All England Lawn Tennis Club is excluded due to its membership not necessarily being open to any resident that wishes to join).
- 6.7.7 When the capacity of clubs not currently being utilised to their respective capacity is added together, there is enough space for an additional 475 members (1,142 if the All England Club is included).
- 6.7.8 If, as it has been for all other sports in these needs assessment, the growth tennis club memberships were to be in line with population, then clubs in Merton are projected to be operating between 129%-142% of their capacity by 2035. This is equivalent to between 27-40 floodlit outdoor tennis courts.
- 6.7.9 Notably, Raynes Park Residents LTC and the Wimbledon Club are projected to increase their memberships to 99% of their current carrying capacities. Wilton Tennis Club is also shown to be close to capacity by 2035 under this analysis.

PUBLIC COURTS

- 6.7.10 This section summarises the current supply and demand balance of public (non-club) courts in Merton. To be clear, only courts accessible on a free-to-access or pay-and-play basis can be considered as 'public courts'.
- 6.7.11 The LTA devises the capacity of public courts to be 7 hours per day for non-floodlit courts and 12 hours per day for floodlit courts. This equates to 2,555 hours per year on non-floodlit courts and 4,380 on floodlit courts.
- 6.7.12 Counting only the sites owned by the local authority and managed by Idverde, it is estimated that there are 636 hours per week of playing capacity among the existing public courts stock to meet demand in Merton (or 2,544 hours per month or 232,140 hours per year).
- 6.7.13 Table 6.5 above shows that there are currently an estimated 8,171 people who are not members of clubs that have demand to access public tennis courts. According to Active Lives data, around 28% of the 8,171 people will play at least twice per month; which equates to 2,288 people.
- 6.7.14 Assuming an average of 3 people per court per 'booking / use' (to account for an even split between singles, doubles and some sessions where 3 people share a court) this equates to 1,525 sessions per month played on public courts. If each match lasts for one hour on average, then this equates to 60% of the public courts capacity being utilised in Merton.
- 6.7.15 According to data provided by the LTA's online booking system (Clubspark) with court access technology, the average level of utilisation in venues (UK wide) is 53%. By this barometer, Merton is operating above average in terms of its utilisation of public courts. A further 7 floodlit public courts would be required to bring the average court utilisation down to 53%.
- 6.7.16 It should be noted that there is an ambition to add the LTA's online booking system (Clubspark) to the redeveloped courts at Wimbledon Park. This technology should provide the LTA, Idverde and the London Borough of Merton Council with a clearer indication as to the level of public court utilisation in Merton. The LTA has also pointed out that it will not be possible to gain a full understanding of the current utilisation and latent demand for tennis in the area until the barrier of perceived poor quality facilities has been removed.
- 6.7.17 If demand for courts increases in line with population, there will be between 1,708 – 1,885 sessions on public courts by 2035. This would equate to utilising between 67% – 74% of existing public court capacity. In order to maintain the existing level of public court utilisation then Merton would require between 4 – 7 additional floodlit courts by 2035 (or 6 – 12 additional non-floodlit courts).

6.8 Section Summary

- 6.8.1 This section summarises the findings from the Tennis analysis, which will form the basis of the recommendation and action plan section for Merton.
- 6.8.2 Table 6.7 includes the response to 5 key questions which are identified in the Sport England PPS Guidance Checklists. Using these key questions to summarise the findings of each of the sport chapter creates consistency, not only within the report but with similar PPS projects in neighbouring local authorities and further afield.

Table 6.7: Key PPS findings for Tennis Facilities in Merton

Key Question	Analysis
<p>What are the main characteristics of the current supply and demand for provision?</p>	<p>There is a significant amount of high-quality facilities based at members-clubs within the borough. There are 9 clubs throughout the borough supporting 6,683 club members.</p> <p>According to the Sport England Active Lives Survey, there are approximately 14,854 residents within Merton that reported playing tennis at least once within the last 12 months. Taking into account the club members, this leaves 8,171 residents who participate in tennis at least once per year, but are not members of a club. According to Active Lives data around 28% of these players will play at least twice per month, which equates to 2,288 people. This is estimated to produce 1,525 sessions per month on public courts.</p> <p>This demand is expected to be placed onto 66 courts located on public parks and recreation grounds.</p>
<p>Is there enough accessible and secured community use provision to meet current demand</p>	<p>For club sites there is an under supply. This under supply is thought to average out at around 18% over utilisation of courts. This is equivalent to around 18 floodlit courts worth of capacity.</p> <p>Current utilisation is estimated to be at 60%. Which is above the LTA's national benchmark of 53%. A further 7 floodlit public courts would be required to bring the average utilisation level down to 53%.</p>
<p>Is the provision that is accessible of sufficient quality and appropriately maintained?</p>	<p>For club sites, the provision is considered to be of sufficient quality to satisfy local demand.</p> <p>For community courts, quality has been raised as an issue with 23 courts considered to be poor quality.</p>
<p>What are the main characteristics of the future supply and demand for provision</p>	<p>The population in the borough is expected to grow between 9% and 20% by 2035. If demand for club and community tennis grows in line with either of these figures, then demand is expected to significantly increase in the borough; with club-based demand between 7,498-8,260 people, and; community court demand to grow to between 9,168-10,099 people.</p> <p>The LTA's targeted growth is in non-club based community demand. Therefore demand is expected to grow above population growth rates in this area.</p> <p>In addition to the supply currently captured, an additional 18 grass courts will be added to the All England Club Community Sports Ground.</p>
<p>Is there enough accessible and secured community use provision to meet future demand</p>	<p>If, growth in membership were to grow in line with population, then clubs in Merton are projected to be operating between 129%-142% of their capacity. This is equivalent to between 27-40 floodlit outdoor tennis courts.</p> <p>If demand for courts increases in line with population, would mean that the existing court stock would be operating between 67% – 74% of existing capacity. In order to maintain the existing level of public court utilisation (60%) then Merton would require between 4 – 7 additional floodlit courts by 2035 (or 6 – 12 additional non-floodlit courts).</p>

7 Bowls

7.1 Introduction

- 7.1.1 Bowls England is responsible for governance administration and promotion of outdoor flat green lawn bowls in England (see Glossary). It was formed in 2008 following a unification of the English Bowling Association (EBA) and English Women's Bowling Association (EWBA).
- 7.1.2 The following section provides greater detail of the existing strategies that are currently being delivered by Bowls England.
- 7.1.3 Following this, the supply and demand section of this report evaluates the adequacy of facilities for bowls and considers:
- Recommendations moving forward
 - The supply of facilities and demand for these.
 - The adequacy of facilities in Merton.

7.2 Strategic Context

- 7.2.1 The most recent strategy formulated by Bowls England to help drive the game forward was the Strategic Plan¹⁴ (2014-2017). This plan outlines the main vision, values and mission of Bowls England.
- 7.2.2 The strategy produced three 3 key strategic priorities:
- To increase participation in the sport of outdoor flat green bowls
 - To support County Associations and Clubs
 - To provide strong leadership and direction
- 7.2.3 Bowls England have 3 areas feeding into their key vision:
- Promote the sport of outdoor flat green bowls
 - Recruit new participants to the sport of outdoor flat green bowls
 - Retain current and future participants within the sport of outdoor flat green bowls
- 7.2.4 Bowls England have also identified areas feeding into their key vision:
- Be progressive: seek opportunities to adapt the sport to meet the needs of clubs and participants and embrace change when required;
 - Offer opportunities: for players to participate at national and international level
 - Work to raise the profile of the sport: in support of recruitment and retention
 - Lead the sport: We will drive the sport forward towards our vision
 - Support clubs and county associations: in developing their facilities and bowls facility

¹⁴ https://www.bowlsengland.com/uploads/strategic_plan_2013_2017_FINAL_251113.pdf

7.3 Bowls Supply

7.3.1 Table 7.1 below shows there are currently 9 bowling greens currently in use in Merton. Of these greens, 6 are Local Authority owned sites. 5 greens are managed by sports clubs, which indicates a greater degree of control over the maintenance and management of the surface.

Table 7.1: Bowls Sites in Merton

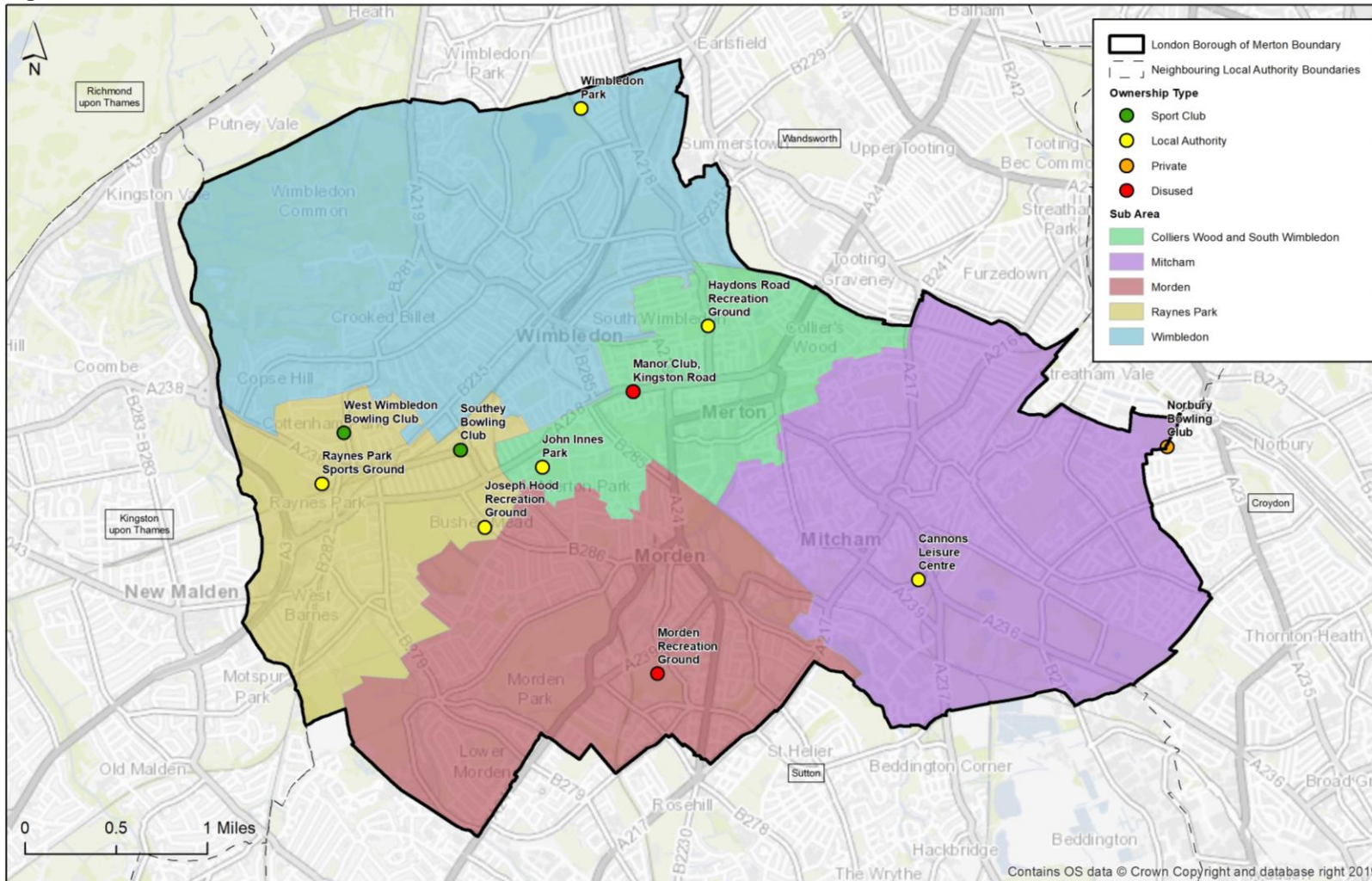
Site Name	Sub area	Resident Club(s)	Ownership	Management	Community use	Security of Use	Greens	Green Condition
Cannons Leisure Centre	Mitcham	Mitcham Bowling Club	Local Authority	Sports Club	Available	Secured	1	Standard
Haydons Road Recreation Ground	Colliers Wood and South Wimbledon	Colliers Wood Bowls Club	Local Authority	Local Authority	Available	Secured	1	Standard
Joseph Hood Recreation Ground	Raynes Park	Merton Bowling Club	Local Authority	Local Authority	Available	Secured	1	Standard
John Innes Park	Colliers Wood and South Wimbledon	Merton Park Bowling Club	Local Authority	Sport Club	Available	Secured	1	Standard
Morden Recreation Ground	Morden	NA	Disused					
Manor Club, Kingston Road	Colliers Wood and South Wimbledon	NA	Disused					
Norbury Bowling Club	Mitcham	Norbury Bowling Club	Private	Sports Club	Available	Unsecured	1	Good
Southey Bowling Club	Raynes Park	Southey Bowling Club	Sport Club	Sport Club	Available	Secured	1	Standard
Raynes Park Sports Ground	Raynes Park	Raynes Park Bowls Club	Local Authority	Sports Club	Available	Secured	1	Standard
West Wimbledon Bowling Club	Wimbledon	West Wimbledon Bowling Club	Sport Club	Sport Club	Available	Secured	1	Good
Wimbledon Park	Wimbledon	Wimbledon Park	Local Authority	Local Authority	Available	Secured	1	Standard

7.3.2 There are two disused sites captured in the table; Morden Recreation Ground (Morden) and Manor Club, Kingston Road (which is situated just outside of the borough in Kingston-upon-Thames).

7.3.3 Table 7.1 also provides non-technical site assessment scores for the quality the bowling green. Two of the 9 sites have a good quality of green provision, with the highest scoring green being present at West Wimbledon Bowling Club, which is owned and managed by the club.

7.3.4 The supply of bowling greens is summarised in figure 7.1 below. The figure shows that these sites are located around the east of the borough.

Figure 7.1: Bowls Sites in Merton



7.4 Demand

7.4.1 There are 9 separate clubs occupying the 9 sites identified in Table 7.1. Unlike many areas, all bowls clubs appear to be mixed gender, rather than gender specific clubs.

7.4.2 Table 7.2 below summarises the consultations carried out with bowls clubs in Merton (in 2018).

Table 7.2: Consultation Summaries

Club	Site	Summary
Colliers Wood Bowling Club	Haydons Road Recreation Ground	The club reported being satisfied with the facility in its current condition with no facility development aspirations at the current time. As with most bowls clubs, the critical need is to make sure the playing surface is maintained to a high standard. The club currently has 20 members which has held steady for a number of years but like many bowling clubs, there is difficulty in recruiting new members.
Merton Bowling Club	Joseph Hood Recreation Ground	Merton Bowling Club is a large mixed membership club. The club was founded in 1909. The club has access to a large but aging ancillary building on site. This building has a view onto the green and therefore acts as the main pavilion during the season. The club runs a community outreach programme to teach bowls in primary schools. It runs this programme in association with Joseph Hood Primary School where they provide coaching. The club also supports the school in the annual primary schools' championship.
Merton Park Bowling Club	John Innes Park	Merton Park Bowling Club is based in John Innes Park, a Local Authority owned and maintained public park. The Bowling green is in standard condition, with a slight patch of dead grass perhaps due to under maintenance or overplay, and the ancillary facility is small but fit for purpose. There was no car parking onsite. The club runs an open session for new members every week during the season.
Mitcham Bowling Club	Cannons Leisure Centre	The bowls club is located on local authority land next to the Cannons Leisure Centre. The leisure centre has very limited interaction with the bowls club meaning the club are left to run themselves. The green is maintained by Idverde with whom the club are very happy. The club maintain all other areas of the bowling facility. The club has 30 members which is much lower than the historical figure but has been at a steady state for a number of years. The club has had two extension to the clubhouse in the last few years for a men's and ladies changing room. These projects were built by the members themselves. The Leisure Centre has large funding approved to develop its facilities further for new café and play area. The club are hoping to benefit from the increase footfall this development should bring to the location.
Norbury Bowling Club	Norbury Bowling Club	Ground is privately owned by Ruach Ministries who took over the site in 2011. The club previously held a 50 year lease on the site but the club could not confirm if this has formally been carried over. The club has received assurances from Ruach that there is no intention of removing the club from the site. The club is maintained totally by volunteers from its membership, including the green maintenance. The club has 33 members which has held steady over the past few years. The club runs open days every year which helps to bring in new members.
Southey Bowling Club	Southey Bowling Club	A small club located in a small triangle of land and is accessed via a single track road from Lower Downs Road. The parcel of land was given planning permission in 2016 for redevelopment of the site with 9 houses, new bowls club building and changing room facilities. The site visit confirms that the green is still on site and in a usable condition, but the surrounding area is undergoing significant construction works. This is understood to be limiting parking at the moment, but the issues should be resolved once the construction project is concluded.

Club	Site	Summary
Wimbledo n Park Bowling Club	Wimbledo n Park	The bowls green, is of good condition however there are issues in certain areas. The site is managed by the Wimbledon Bowls Club however is maintained by Idverde The club do not believe that the maintenance on site is suitable, there is evidence of wear and tear to the surface and issues attributed to poor irrigation system in place. The site also requires regeneration of the back board; however, this is expected to be at a costly expense. The club find that there needs to be more general care taken of the green. In terms of the ancillary facility, the club utilise this however it is managed by Idverde. Due to multiple users of the site, there are some issues with the use of the ancillary facility. The kitchen is also not suitable at present, due to a lack of appropriate resources such as freezers and microwaves. The club feel that main development priorities are around increased time and funding for the maintenance and upkeep of the facilities rather than specific question of equipment.
West Wimbledo n Bowling Club	West Wimbledo n Bowling Club	This site is owned and managed by the Bowling Club, with maintenance being all volunteer-led. The green is in good condition and is clearly well looked after. The ancillary facility has a social room with bar and kitchen facilities suitable for the clubs needs and is also available for community hire for events and functions and has both a women's and men's changing room and toilet. The club would like to invest in some new machinery for the green and also refurbish the social room as the furniture is outdated.

- 7.4.3 The club consultations reflect a story that is broadly playing out nationally with bowls. That clubs are struggling to maintain the membership numbers they once enjoyed, with most clubs now operating with between 20-40 members or fewer. However, despite declining numbers many clubs are filled with enthusiastic and dedicated volunteers who strive to maintain and develop their facilities. The reported satisfaction with existing facilities reflects the dedication of volunteers and the adequacy of facilities to meet existing demand.
- 7.4.4 It is not recommended that there is a need for any additional bowling greens in Merton at this time but all existing greens currently in use should be protected and subject to the dedicated impact assessment should they be recommended for redevelopment.

8 Athletics

8.1 Strategic Context

- 8.1.1 Athletics in England is administered by England Athletics. England Athletics is the membership and development body for grassroots athletics and running clubs in England. It states that the function of England Athletics is to:
- 8.1.2 “Develops grass roots athletics in England, supporting affiliated clubs to prosper, developing more and better coaches, recruiting and supporting volunteers and officials. England Athletics provides and supports competition opportunities at an international (England representative), national, area and county level.”
- 8.1.3 The following section provides greater detail of the existing strategies that are currently being delivered by England Athletics. Subsequently, the supply and demand section of this report evaluates the adequacy of facilities.
- 8.1.4 England Athletics released their national strategy “Athletics & Running: for everyone, forever”¹⁵ in 2017. Its vision is for the sport of athletics and running to be the “most inclusive and popular sport in England”.
- 8.1.5 England Athletics believe that this should be led by a network of progressive clubs and organisations, and it has identified three key values as part of the 2017 strategy:
- Pride: inspiring athletes of the future by celebrating the history and contemporary success of British Athletes
 - Integrity: essential the ongoing success and future of the sport and its ability to attract participants.
 - Inclusivity: athletics can contribute towards a healthy lifestyle and a sense of achievement, whatever the age, ability or background of the athlete or volunteer.
- 8.1.6 The strategic priorities to achieve this include the following:
- To expand the capacity of the sport by supporting and developing its volunteers and other workforce
 - To sustain and increase participation and performance levels in our sport
 - To influence participation in the wider athletics and running market
- 8.1.7 The delivery methods for achieving these priorities are:
- Positive culture, progressive performance and collaborative leadership
 - Transparent governance and accountability
 - High-quality member engagement and communications.

¹⁵ <https://d192th1lqal2xm.cloudfront.net/2018/11/EA-Facilities-Strategy-2018-25.pdf>

VISION

- 8.1.8 Athletics and running will be the most popular and inclusive sport in England, led by a network of progressive clubs and organisations and supported by a sustainable, respected and trusted governing body.
- 8.1.9 Due to a significant reduction in funding for the 2017-2021 funding cycle, England Athletics no longer have capital expenditure budget. England Athletics work with clubs and facility operators on applying for funding from various sources.
- 8.1.10 The current EA facilities strategy states that there are enough 6/8 lane tracks in England for the foreseeable future and that our priority should be:
- To safeguard our existing stock of facilities
 - To upgrade non-competition standard venues
 - To develop new and innovative models for training provision
 - Infill Geographical Gaps with compact facilities that are located at Satellite sites (preferably school sites). Sport England Compact facilities Design Guidance Document. Pick components based on Space available.
- 8.1.11 England Athletics encourages participation from all ages and are currently working with Sport England on an initiative for clubs to apply for funding to develop running opportunities for less active younger people, in the 12-25yr age range. Less competitive, more social running has had large participation increase over the last few years. The introduction of England Athletics social offer, Run Together, allows qualified leaders to set up groups aimed more at beginners and those not wanting to join affiliated clubs.
- 8.1.12 In addition to Track & Field there are many road running clubs. These clubs are also affiliated to England Athletics. These clubs often use athletics tracks as part of mix of facilities that complement their activity such paths in parks and greens spaces. This means that, from an urban planning perspective, emphasis should be placed on the design in order to provide runners with safe, well-lit routes.

8.2 Supply

- 8.2.1 As shown in Table 8.1, there is one athletics site in Merton, Wimbledon Park Stadium. Table 8.2 provides a brief commentary of the site based on the site visit carried out by 4 global in 2018.

Table 8.1: Athletics Sites in Merton

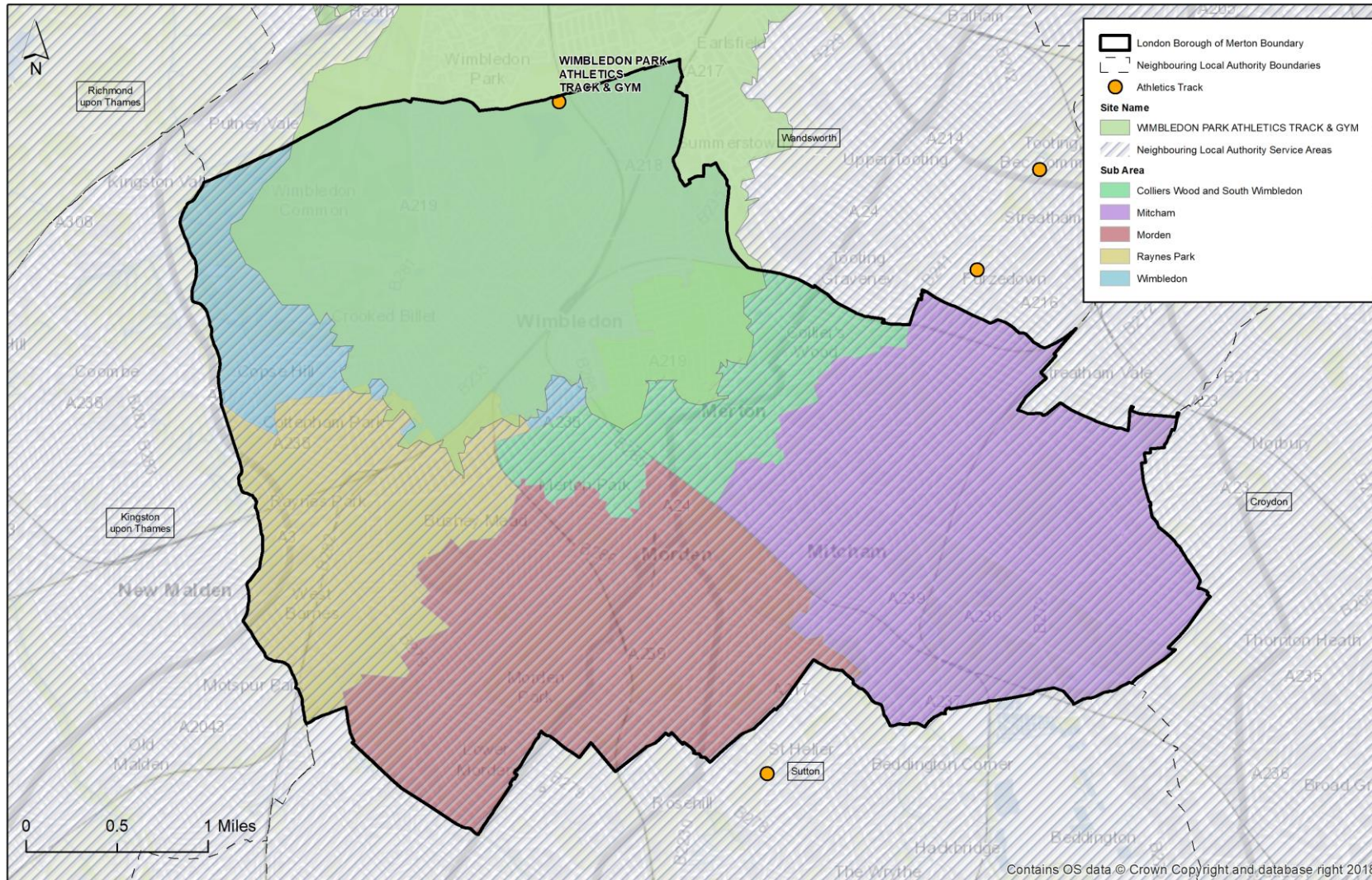
Site Name	Facility	Lanes	Ownership	Management	Community Use	Security of Use
Wimbledon Park	Synthetic	8	Merton	Commercial	Available	Secured

Table 8.2: Site summaries

Site	Site Summary
Wimbledon Park Stadium	Wimbledon Park stadium is an athletics site which is available to community use. The site was assessed to be in a standard condition as some of the markings had faded slightly, there was some minor discolouration of the surface and there are some weeds beginning to emerge at the margins of the track (it should be noted that these are relatively minor and could be quite easily remedied). None of the users cited quality as a major issue during the consultations. The facility is managed by a commercial organisation called Idverde. The site has an 8 lane, 400 metre synthetic athletics track. It also has provision for all field events. There are also floodlights present and a covered seating area for spectators.

8.2.2 The catchment area of the athletics facility is shown below in figure 8.1 (in green). The map shows that the 20 minute catchment of the athletics facility only covers the northern half of the borough, meaning that much of the catchment of the facility is outside of Merton. There are a number of other athletics facilities in the neighbouring boroughs which capture Merton residents within their catchment areas to the east and south.

Figure 8.1: Athletics Sites in Merton



Page 267

8.3 Demand

8.3.1 Consultation and online research of athletics and clubs in Merton has informed the demand for athletics in the borough. All athletics clubs in the area have been contacted by 4global to take part in a consultation (all undertaken in 2018 and early 2019).

Table 8.3: Athletics profiles for clubs in Merton

Club name	Sites Used	Summary
Hercules Wimbledon*	Wimbledo n Park	<p>Hercules Wimbledon is an athletics club which is aimed at providing training for athletes wanting to compete. They aim to provide a grounding for juniors to experience a wide range of athletics events, prior to specialising in a chosen field. The club offers a free training session for people interested in joining the club. The membership fee for juniors is £30 a year and for adults it is £35 per year.</p> <p>Training: Tuesday 5-9pm @ Wimbledon Park Stadium Thursday 5-9pm @ Wimbledon Park Stadium Sunday AM @ Wimbledon Park Stadium Wednesday endurance training group meeting at Wimbledon Common.</p>
Wimbledon Windmilers	Wimbledo n Park	<p>The club have around 500 members, which is made up mostly of adults. They use Wimbledon Park stadium on Saturday mornings between 10-12am which is open to all members at the club. In addition to this, the club meets every Tuesday and Thursday evening at the Belgrave Hall. They would like to grow the club; however, a more pressing aim is to increase the number of members that actively take part in the club's activities. The membership fee is £35 per year but members can pay extra to get England athletics affiliation. The club's members take part in external competitions, including the Surrey cross country athletics league. They are generally happy with the facilities provided at Wimbledon Park Stadium.</p> <p>Training: Saturday 10-12pm at Wimbledon Park Stadium</p>
Morden Runners	N/A	<p>Morden Runners is running club that primarily use Morden park as their meet location for training. The club have around 50 members who pay £15 per year. The majority of members are made up of families and also people who went to the nearby John Fisher School. The club focuses on encouraging kids to enjoy running and they feel that if they began to use a facility like Wimbledon Park Stadium that this may take the enjoyment factor away. Additionally, this facility at Wimbledon Park is too far away from their base and the price to use the facility would discourage attendance of their current members. Despite this, if there was a facility closer to their base, they would be inclined to use this. They would like to grow the club, but they could only do this to a certain extent due to a restriction of resources. In the previous year, the club ran the Morden family day, which included a series of children races. Around 120 people attended that event.</p>

*Clubs that did not respond to 4global's request for a consultation

- 8.3.2 Table 8.3 above shows that whilst the track is used by formal athletics clubs, this constitutes around 10 hours of use of the track per week or 40 hours per month.
- 8.3.3 Sport England Active Lives data suggests that on a basis of two sessions per 28 days 23% of all Merton residents aged 16 or over undertake some form of running, whereas only 0.6% of all residents utilise a track to do so. This equates to 37,544 potential users in the borough but just 979 people that regularly use a track as part of their training. Based on two sessions per month this equates to on average 1,958 uses per month.
- 8.3.4 It should be noted that the commentary above mirrors a nationwide trend where the vast majority of running is undertaken away from dedicated facilities.
- 8.3.5 If use of the track was limited to the 40 hours of use from formal clubs (it is anticipated that a significant proportion of this use would be from formal clubs) then this means that on average 98 people use the track per 2hour club session. This is expected to make these club sessions very congested and limit the amount club coaches can do. In turn, this is expected to limit the user's experience of using the track and could dissuade them from coming back with the club or using it outside of a dedicated club session.
- 8.3.6 If the estimated uses of the track per month were to increase in line with the population, then monthly track uses may increase to between 2,197 - 2,420 sessions per month.
- 8.3.7 The above analysis shows that there is not currently a justification for an additional track within the borough, but that the track has the potential to be better used than it is currently in the future.

9 Water sports

9.1 Supply

9.1.1 There is one water sports centre in Merton, located in Wimbledon Park. The profile of this facility has been detailed below.

Table 9.1: Summary of site

Site Name	Community use on site	Security of Use	Owners & Management
Wimbledon Park	Available	Secured	Local Authority

9.1.2 Table 9.2 below provides a detailed view of the site-by-site assessment data collected by 4global.

Table 9.2: Site Quality

Site	Access Type	Facilities	Quality Rating
Wimbledon Park	Pay and Play	Sailing	Good
		Kayaking	
		Canoeing	
		Power Boating	
		Paddle Sports	

9.1.3 The following is a summary of the consultation undertaken at Wimbledon Park, focussing on their key issues and future plans (undertaken in 2018).

Table 9.3: Summary of Supply consultations from water sports sites in Merton

Club	Consultation Summary
Wimbledon Park	<p>Along with water sports provision, there is also a crazy golf course and numerous recreational spaces along with formal tennis and bowls provision. The site is served by on street car parking, situated to the north of the site, and this appears to be suitable.</p> <p>The Wimbledon Park Lake, this is a local authority owned and managed facility that is home to a variety of different water sports activities. The site has suitable compound space, to house resources along with a good quality of ancillary on site. The site has numerous jetties and these appear to be of good condition, along with suitable paving around the edge of the lake to prevent flooding. The site is home to significant animal fouling however this is well managed by the site's maintenance provider, Ide Verde.</p> <p>There is no evidence of anti-social behaviour or vandalism on site, and provision is well maintained by external contractors. There are no current development priorities on site, and the current site operators consulted during the site visit reported that they are happy with the level of provision that they currently offer to the community.</p>

9.2 Demand

- 9.2.1 The centre does not necessarily cater to formal clubs in the same way as facilities covered in this report.
- 9.2.2 When considering 'water sports' Active Lives Survey data estimates that 10.5% of the population or 17,139 residents of Merton aged 16 or over participated in water sport activities over the last 12 months. It should be stated that because of the nature of the activity and the more affluent demographic of the area, it is likely that this participation may have taken place whilst on holiday or away from the borough itself. This is reinforced as only 0.6% of residents are recorded as participating in water sports regularly (twice in a 28 day period).
- 9.2.3 When broken down by individual sport canoeing is considered to be the sport most regularly participated in sport, closely followed by sailing, both with a 0.2% participation rate (based on the population of London as a whole as the Active Lives data is not robust enough for Merton alone). A combined entry for surfing, board surfing, body boarding and kite surfing, which is intended to be used as a substitute for paddle boarding, is recorded at 0.1% for regular participation.
- 9.2.4 The above data indicates that for most residents in Merton, water sports are more of an occasional, recreational activity as opposed to a sport designed to keep them fit, active and healthy. However, it should be noted that there is a sizable market interested in these activities and the continued provision of these activities in the borough provides opportunity for residents to try new activities and diversify how they exercise.
- 9.2.5 The above analysis indicates that there is no demand for an additional water sports facility in Merton, but the existing one should be maintained to support the interests of local residents in these activities.

9.3 Future Plans

- 9.3.1 It should be noted that master planning for the park has been developed significantly. The proposed plans can be viewed in the Wimbledon Park and Lake Masterplan¹⁶. The plan is clear that the park will "retain all and improve some existing uses and facilities".
- 9.3.2 In addition, there are provisional suggestions for new or changing the use of facilities within the park. These include; five-a-side football pitches replacing the southernmost 5 tennis courts. The Tennis analysis chapter above states shows that public courts in Merton are operating above the national standard for utilisation and it is therefore suggested that all public courts be retained unless subsequent needs assessments show otherwise.

¹⁶ https://www2.merton.gov.uk/4872_Wimbledon_Report_%20Dec18.pdf

SHAPING THE FUTURE OF SPORT



4global Consulting

Building 3, Chiswick Business Park

566 Chiswick High Road

London, W4 5YA